

practical **Wireless**

JULY 1997 £2.20

IN THIS ISSUE - ANTENNAS IN ACTION! - PAGES PACKED WITH IDEAS

Reviewed:
Kenwood's Test Bench Trio
The Icom IC-207H
Dual-Band Mobile Transceiver

Feature:
Longleat Rally - 40 Years & Counting!

Chip In & Build
A Shack Desk

SPECIAL OFFER
Kenwood Test Equipment






Waters & Stanton

FREE-PHONE ORDER LINE

0500 73-73-88

22, Main Road, Hockley, Essex. SS5 4QS
Open Mon-Sat 9.00AM - 5.30PM



W&S Extended Warranty
Now Available

5 YEARS
FROM JUST
Based on
£300 item
£58

Orders: 0500 73 73 88
01702 206835
Enquiries 01702 206835
01702 204965
FAX 01702 205843

Part Exchange Welcome

See our new Web site: <http://www.monitor.co.uk>

Yaesu FT-50R 2m/70cms



OFFER

W&S
£249

- * Wideband Rx (AM Airband)
- * FM Broadcast receive
- * CTCSS & 1750Hz
- * 112 Alphanumeric Memories
- * Dual Watch - Military rated
- * 5W from 12V DC input
- * Ni-cads and AC Charger
- * One of our top 5 sellers!

CT-30 Mic Adaptor - - - - - £9.00
CSC-69 Case (FNB-40 batt) - - £15.00

ALINCO DR-605 2m & 70cms



W&S
£369

- * 50W 2m & 35W 70cms
- * CTCSS Encode plus 1750Hz tone burst
- * 100 Memories, 9800 bps for packet

ALINCO DR-150E 2m FM



£369 Save £90!

W&S
£269

- * 100 memories
- * 50 / 25 / 10W
- * CTCSS encode
- * 1750Hz tone
- * Wideband Rx
- * Time out etc.

Latest Alinco DX-70T



W&S
£669

- * HF 100W
- * 6m 10W
- * SSB CW FM AM
- * Remote head
- * CW filter
- * Narrow filters

ALINCO DJ-180EB 2m FM



- * 144 - 148MHz
- * Rx 130 - 170MHz
- * 6 Channel Steps
- * 10 Memories
- * 1750Hz tone
- * 5W on 12V DC
- * Rugged design
- * Ni-cads
- * AC Charger
- * Limited stocks of this model

W&S
£149

Lowest
UK Price!

DJ-G5 2m & 70cm



- * Up to 5W output
- * CTCSS & DTMF
- * 1750Hz tone
- * Electronic controls
- * 100 Memories
- * AM airband
- * Channel scope
- * Programmable steps
- * Extended receive
- * Full scanning
- * Ni-cads and charger

W&S
£269

Mobile FM Rigs

ADI
With CTCSS

Our best selling 2m Mobile



AR-146 2m 50W

W&S
£249

Both rigs feature:

- * 3 Power levels - Wideband receive
- * 40 Memories plus call channel
- * 7 Programmable steps
- * Channel or frequency display
- * The best sensitivity in the business
- * Keypad mic and mounting kit

With CTCSS

AR-446 70cm 35W



W&S
£269

3W Novice version available

ADI AT-200 2m FM Handy



W&S
£129

- * 2m FM Handy
- * 2.5W output
- * 5W on 13.8V
- * 1750Hz tone
- * Illuminated keypad
- * Ultra sensitive
- * Wideband Rx
- * 20 memories
- * Keypad entry
- * DTMF
- * Uses AA cells

Lowest
UK Price!

This has proved to be our most reliable handheld. It has a very sensitive receiver and is built to professional standards.

ADI AT-400 70cm FM Handy



W&S
£169

- * 70cm FM Handy
- * 2W output
- * 5W on 13.8V
- * 1750Hz tone
- * Illuminated keypad
- * Ultra sensitive
- * Wideband Rx
- * 20 memories
- * Keypad entry
- * DTMF
- * Uses AA cells

The Novice Rig

This has become the standard radio for Novice hams. Its sensitive, cost effective and was featured on Anglia TV last month

ADI

AT-600D Dual Bander

2M & 70cms + + +

Airband Receive

Switched FM/AM

Alphanumeric

CTCSS Auto Read

29 user programmes

Extended Receive

W&S
£279

AT-600D

No 1 dualbander - here's a few things the expensive competition can't offer.

AT-600 offers Airband AM Receive

Gives you the ability to monitor airband signals throughout the entire AM VHF airband.

AT-600 offers Alphanumeric Display

You have the choice of naming each memory channel and switching between name and frequency

AT-600 offers CTCSS Auto Read

The AT-600 can actually read the CTCSS tones from an unknown repeater and download for immediate use.

AT-600 offers 29 User Programmes

Now you can tailor the radio to operate exactly as you wish - the possibilities are endless.

AT-600 offers Extended Receive (AM/FM)

Key in a code to get 108 - 199MHz, 350 - 400MHz, 400 - 500MHz and 850 - 999MHz.

- * 2m & 70cms tcv.
- * 5W on 13.8V
- * Full duplex
- * AM/FM Rx
- * Rx up to 990MHz
- * DTMF fitted

- * CTCSS fitted
- * 1750Hz tone
- * Auto power off
- * Batt. volt meter
- * Illuminated keypad
- * Ni-cad & charger

WS-1000 Amazing Scanner

July Special

£229.95



- * World's smallest scanner
- * FM, WFM, & AM
- * 500kHz - 1300MHz
- * Fast scanning speed
- * Clear LCD readout
- * 400 Memories
- * Super sensitivity
- * Good strong signal handling
- * Runs from just 2 x AA cells
- * Battery saving mode

UK's top dealer for YAESU, KENWOOD & ICOM

W&S

VHF & UHF Band Pass Filters

2m & 70cm

Digital Communications



NO MORE PAGER PROBLEMS
We guarantee this will kill all QRM caused by strong out of band signals --- or your money back!

DCI-145 £89.95	DCI-435 £119.95
Passband: 144 - 146MHz	Passband: 430 - 440MHz
Loss: Less than 1 dB	Loss: Less than 1 dB
Selectivity: -68dB at 136MHz	Selectivity: -47dB at 215MHz
-55dB at 155MHz	-50dB at 455MHz
Power: 200 Watts	Power: 200 Watts

KENWOOD HF RIGS

NEW TS-570

W&S
£1289

Filters
SSB & CW
£57.95 each.

Kenwood 2m All Mode

Save £300

W&S
£699

TM-255E

NEW KENWOOD RIG

W&S
£585

TM-V7E

- * 144 & 430MHz 50/35W
- * Dual Rx on same band!
- * 280 Memories
- * Detachable front head
- * CTCSS & 1750Hz Tone
- * Large clear display

W-MM1 Multimode Modem

WATSON

W&S
£69.95

NEW

- * Packet, AMTOR, CW
- * SSTV, Fax, RTTY
- * NAVTEX, SYNOP
- * Transmit and receive
- * Needs PC 286 or better
- * Includes software
- * No external power required
- * Connects to RS-232

Yaesu FT-8100 2m/70cm

Yaesu's new FT-8100 features a detachable head unit and builds on the FT-8000 design. Probably the best value in dual band mobiles

W&S
£429

2YR Warranty

- * 50/35W
- * 2m/70cm
- * Detachable head
- * Rx 110-550MHz
- * 208 Memories
- * Cross band repeat
- * Dual VHF/VHF Rx
- * Dual UHF/UHF Rx
- * Auto memory load
- * DC voltage meter
- * 1200/9600 packet
- * Prog. mic keys
- * Windows prog.

Yaesu FT-736DC 2m/70cm

NEW

W&S
£1199*

Offers even better value.

Requires 10 Amp supply.

* Price subject to confirmation

We are now
ISO 9002
Registered



At Waters and Stanton we are always working towards improving our service to customers. This means running an efficient and well organised company with a professional service department. We are the first UK amateur radio retailer to achieve ISO 9002. So when our competitors refer to themselves as "UK's number one" or "Europe's leading dealer," ask yourself, who's kidding who?

YAESU PRICES DOWN
Special July OFFERS

NEW Yaesu FT-920

Price Match

W&S
£1449

The new FT-920 has been released and offers some great features at a great price. 1.8MHz to 54MHz plus wideband receive, 33 MPS Digital signal processor, Digital IF shift, Auto notch filter, Dual VFOs, 100 Memories, Band Stacking VFO system, Break-in CW with electronic keyer, TNC interfacing, Digital voice recorder, 13.8v DC operation.

Yaesu FT-1000MP

Price Match

W&S
£1979

5 Year Warranty on FT-1000MPs £115

FT-1000MP	£2849	£2129
FT-1000MPDC	£2599	£1979

Yaesu FT-8000 2m & 70cms

WTS Exclusive

W&S
£399

- * 50 & 35W
- * CTCSS & 1750Hz
- * 108 memories
- * 9600 Packet
- * Airband AM Receive
- * Auto repeater load

Yaesu FT-840 HF Rig

W&S
£699

We've purchased a quantity at this special price. You won't get a base station rig any cheaper!

ALINCO DR-MO6 6M Mobile



- * 10W FM Output
- * CTCSS Encode
- * 100 Memories
- * LCD clear readout
- * Mic. mobile mount etc

UK Repeater Ready

£247

NEW

IC-706 Mk II £1195

Free 24 hour delivery

W&S
£999



Price Match!

The new IC-706 has arrived. Now with 25W on 2m and a much improved front end. It's miles better than the competition. Get the rig that offers you everything from 1.8MHz to 146MHz. Our own personal tests have shown that this rig just blows away the cheaper alternatives.

The choice: Do you want a cheap rig or the Best?

- * 160 - 2m
- * SSB - CW - FM - AM
- * 100W inc 6m
- * 25W on 2m
- * Improved front-end
- * Superb performance
- * Large LCD display
- * Another winner from Icom

ICOM IC-207H 2m/70cm Mobile



W&S
£389.95

- * 2m & 70cm
- * 50W / 30W
- * Detachable head
- * Packet 9600 bps ready
- * 180 Memory channels
- * CTCSS & 1750Hz tone

ICOM IC-756 HF Rig

Price Match

W&S
£1849

- * 100W of pure Magic
- * 160 - 6M
- * SSB - CW - AM - FM
- * Spectrum display
- * Auto ATU
- * Superb DSP built-in
- * CW Memory keyer
- * 100% duty cycle
- * Keypad entry option
- * DXers choice in the USA

ICOM IC-821H 2m/70cm


Price Match

W&S
£1349

- * 2m/70cm All Mode
- * 45/40W adjustable
- * Full duplex
- * Satellite features
- * 160 Memories
- * 9600bps capability
- * Electronic keyer
- * IF shift, noise blanker

Secret of Learning Morse

£6.95



Back in stock once more, this unique book takes you through the whole process of learning Morse code. Acknowledged as the most definitive book on the subject and recommended by numerous Morse tutors

TONNA Antennas - Perform!



Balun matched excellent gain and VSWR. The favourite of the contest groups. Mount horizontal or vertical.

July Offer:

20505 5 EI 50MHz

£86.95 £79 carr. £4

Just a small selection!

2 Metres			20921	21 EI. 18dB	£69.95
20804	4 EI. 8dB	£44.95	20623	23 EI. 18dB	£51.95
20809	9 EI. 13dB	£52.95	20635	35 EI. 20dB	£61.95
20811	11 EI. 14dB	£79.95	20655	55 EI. 21.5dB	£65.95
20817	17 EI. 15dB	£97.95	20696	4 x 23 EI. kit	£319.95
70cms			20666	4 x 55 EI. kit	£419.95
20909	9 EI. 8dB	£45.95		Full range of splitters etc.	Phone
20919	19 EI. 16dB	£53.95			

MFJ

Ham Radio Accessories

ORDERS
ONLY ON:
FREEPHONE
0500 73 73 88

MFJ-784B Filter

Price Down!

£239



- Works with any rx. or tcvr.
- DSP filter, fully programmable
- 16 Factory pre-sets
- Plugs directly into audio out
- Drives speaker or headset
- Requires 12v at approx 500mA

MFJ-948 HF ATU

Price Down!

£129



- 300 Watts PEP 150W CW
- 1.8 - 30MHz - with ease!
- Wire, coax or balanced line
- Balun included for best match
- 30 / 300W power meter - PEP / RMS
- Antenna selector, by-pass etc.

MFJ-949 HF ATU

Price Down!

£149



- 160 to 10m 300W PEP 150W CW
- Wire, coax or balanced feed
- Built-in Dummy Load
- 30 / 300W power meter - PEP / RMS
- Antenna selector, by-pass etc.

MFJ-9406 6M Trancvr.

Price Down!

£249



- 50 - 50.3MHz 10W SSB
- RF speech processing
- 10MHz xtal filter
- Super performance
- Ideal way to 6M DXing

MFJ-259 HF Analyser

Price Down!

£229



- 1.8MHz - 170MHz
 - Digital Readout
 - Resonance
 - VSWR
 - Impedance
 - AA batteries or 12v external
- Connect to aerial or coax and adjust it in seconds. Turns hours into minutes and ideas into antennas!

MFJ-1278DSPX Data Unit

Price Down!

£399

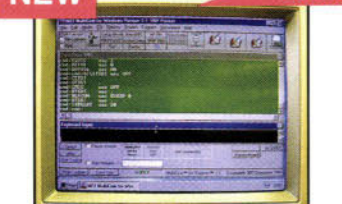


- Multi-mode
- Packet
- Amtor
- Pactor
- Colour SSTV
- 10 Modes total
- DSP filtering
- Tuning scope
- Simple to use
- Software

Windows Software

NEW

£36.95



Just arrived, the latest Windows Software for MFJ TNCs and Multimode modems. Now you can operate in a familiar environment with much improved software.

- MFJ-1286W TNC software £36.95
 - MFJ-1289W Multimode software £63.95
- All supplied on 3.5" size discs.

MFJ-781 DSP Filter

NEW

£139



- Digital Audio Filter
- CW 50, 100, 200, 500Hz
- Amtor, fax, GTOR, PACTOR
- RTTY, SSTV, We-FAX

MFJ-914 Auto Match

NEW

£59.95



Your Auto ATU will now match any aerial when used with this.

Auto-Tuner Extender

Connect between auto tuner and transceiver - no more problems with G5RVs and all those difficult antennas - 160 to 10 metres

MFJ-906 VSWR / ATU

NEW

£79.95



- 50MHz - 54MHz
- ATU and VSWR power meter
- Matches all coax systems
- 100W CW/FM 200W SSB
- Tuner by-pass - SO-239 sockets
- Size 203 x 63 x 76mm

Ameritron 811 1kW

Price Down!



The only currently available HF linear to have passed a full lab. CE test

- 1 kW linear 9dB Gain
- Like a 5 element Monobander!
- Uses low cost 811A tubes
- Built-in rugged AC Supply
- Instant by-pass switch
- PA V/A meter + Grid meter
- Over rated variable capacitors
- Fan cooled for long life
- Very efficient - 600W output
- Easy to tune and connect
- Size 16" x 13.75" x 8"

160 to 10M of DX-Getting Power
Perfectly matches all 100W rigs

£799

MFJ-441 Keyer

Price Down!

£59.95



NEW

- 2 - 65 WPM - suits all transceivers
- Adjustable tone, volume and weight
- Semi-auto, auto and lmbic
- 37 character memory
- Use AA cells or external 12v
- 105 x 88 x 35mm approx

MFJ-941E Atu

Price Down!

£109



- 160m to 10m ATU - 300W
- Wires, Coax and Balanced Feed
- Cross Needle VSWR & Power
- 3-Way antenna selector
- By-pass position - Dummy load socket
- Internal Balun - 30 or 300W position
- 260 x 180 x 70mm

MFJ-250X 1kW load

Price Down!

£34.95



- 1kW Dummy Load
- Oil cooled design
- SO-239 socket
- Ideal for linears
- 1MHz to 400MHz
- Oil not supplied

MFJ-260C 300W

Price Down!

£34.95



- Dummy Load
- 50 Ohm
- 300W
- OK to 450MHz
- Air cooled
- SO-239
- Totally enclosed
- Essential item

MFJ-702 LPF Filter

NEW

£29.95



- Low pass filter 1.8MHz - 30MHz
- 200 W pep - 50dB down at 54MHz
- Loss less than 0.5dB
- SO-239 size 150 x 25 x 38mm approx

MFJ-840 Handy Meter

Price Down!

£23

- 144 - 146MHz
- 0 - 5 Watts
- BNC / Handheld fitting
- Reads power out

MFJ-418 CW Tutor

Price Down!

£79.95



"It's an Amazing Idea!"

The Morse Tutor that has taken America by storm. Listen to carefully structured code practice or listen to actual QSOs - and they never seem to be the same - GREAT!!!

- Displays words, letters and numbers
- 3 to 35WPM with natural CW note
- Various words including Farnsworth
- Enormous vocabulary of words
- Actually sends QSOs as well!
- Individual characters or groups
- Headphone socket; Power from PP3
- Sends text just like an actual test.
- A tutor that displays what it sends.

Mirage 100W 2m Amp

NEW

£199.95



Fan Cooled

- 144 - 148MHz 100W Out FM & SSB
- Input 1W - 8W - ideal for handhelds
- GaAsFET switchable pre-amp
- RF sensing with 1 sec delay on SSB
- Supply - 13.8V at 15Amps approx

Mirage 160W 2m Amp

NEW

£299.95



NEW

- 144 - 148MHz FM & SSB 160W out
- 40-50W input - ideal for modern FM rigs!
- GaAsFET switchable pre-amp + lo-high
- RF sensing - Adjustable SSB delay
- VSWR & temp. protected
- Supply - 13.8v at 25 Amps approx

MFJ-219 70cm Meter

NEW

£99.95



- 420 - 450MHz Ant Analyser
- "N" or SO-239 version
- Measure VSWR & Resonance
- Uses AA cells
- Ext. socket for freq. counter
- Adjust ant. on site quickly
- 188 x 60 x 54mm

Waters & Stanton

Enquiries: Tel. 01702 206835 / 204965
Fax. 01702 205843
22, Main Road, Hockley, Essex SS5 4QS

practical Wireless

JULY 1997
(ON SALE JUNE 12)
VOL. 73 NO 7 ISSUE 1084
NEXT ISSUE (AUGUST)
ON SALE JULY 10

EDITORIAL & ADVERTISEMENT

OFFICES

Practical Wireless
Arrowsmith Court
Station Approach
Broadstone
Dorset BH18 8PW
☎ (01202) 659910
(Out-of-hours service by answering machine)
FAX (01202) 659950

PW's Internet address is:

@pwpub.demon.co.uk You can send
mail to anyone at PW, just insert their
name at the beginning of the address,
e.g. rob@pwpub.demon.co.uk

Editor

Rob Mannion G3XFD
Technical Projects Sub-Editor
NG ("Tex") Swann G1TEX
News & Production Editor
Dohna Vincent G7TZB
Editorial Assistant
Zoë Grabb
Art Editor Steve Hunt
Page Layouts Paul Morris & Paul Blachford

Advertisement Manager

Roger Hall G4TNT
PO Box 948
London SW6 2DS
☎ 0171-731 6222
Mobile (0585) 851385
FAX 0171-384 1031

Advert Sales and Production (Broadstone Office)

Chris Steadman MBIM (Sales)
Carol Trevarton (Production)
☎ (01202) 659920 - 9.30am - 5.30pm
FAX (01202) 659950

Books & Subscriptions

Michael Hurst:
CREDIT CARD ORDERS

☎ (01202) 659930
(Out-of-hours service by answering machine)
FAX (01202) 659950

Front Cover Photograph: Craig Dyball

Copyright © PW PUBLISHING LTD. 1997. Copyright in all drawings,
photographs and articles published in Practical Wireless fully protected
and reproduction in whole or part is expressly forbidden. All reasonable
precautions are taken by Practical Wireless to ensure that the advice and
data given to our readers are reliable. We cannot however guarantee it and
we cannot accept legal responsibility for it. Prices are those current as we
go to press.

Published on the second Thursday of each month by PW Publishing Ltd.
Arrowsmith Court, Station Approach, Broadstone, Dorset BH18 8PW. Tel.
(01202) 659910. Printed in England by Southernprint Web Offset Ltd.
Distributed by Seymour, Windsor House, 1270 London Road, Northolt,
London SW16 4DH. Tel: 0181-679 8999, Fax: 0181-679 8907, Telex: 8812945. Sole Agents
for Australia and New Zealand: Gordon and Gotch (Asia) Ltd., South Africa:
Central News Agency, Subscriptions INLAND E25, EUROPE E30, REST OF
WORLD E32 (Airmail). REST OF WORLD E37 (Airmail, payable to PRACTICAL
WIRELESS, Subscription Department, PW Publishing Ltd., Arrowsmith Court,
Station Approach, Broadstone, Dorset BH18 8PW. Tel: (01202) 659950.
PRACTICAL WIRELESS is sold subject to the following conditions, namely
that it shall not, without written consent of the publishers first having been
given, be lent, re-sold, hired out or otherwise disposed of by way of trade at
more than the recommended selling price shown on the cover, and that it
shall not be lent, re-sold, hired out or otherwise disposed of in a mutilated
condition or in any unauthorised cover by way of trade, or offered to or as
part of any publication or advertising campaign or pictorial matter whatsoever.
Practical Wireless is Published monthly for \$45 per year by PW Publishing Ltd.
Arrowsmith Court, Station Approach, Broadstone, Dorset
BH18 8PW, Royal Mail International, c/o Yellowstone
International, 87 Burlington Court, Hackensack, NJ 07601, UK.
Second Class Postage paid at South Hackensack, NJ. Second USA
address changes to Royal Mail International, c/o Yellowstone
International, 2275 Pratt Boulevard, Elk Grove Village, IL
60007-9937. The USPS (United States Postal Service) number
for Practical Wireless is: 007075.



7 EDITOR'S KEYLINES

8 RECEIVING YOU

Readers' letters.

10 NEWS 1997

A round-up of the latest news from the
Amateur Radio world.

12 RADIO DIARY

16 CLUB SPOTLIGHT

19 RADIO - DISCOVER THE BASICS

Rob Mannion G3XFD looks at the basics of
generating electricity.

20 CRUDE BUT EFFECTIVE

Billy Williamson GM8MMA remembers the
No. 17 Set, a crude but effective military
transceiver.

23 ANTENNAS IN ACTION

Tex Swann G1TEX presents another packed
eight pages of antennas and all things
associated.

31 LONGLEAT - 40 YEARS & COUNTING!

Shaun O'Sullivan G8VPG and Ted Halliday
G3JMY look back over 40 years of the
Longleat Rally.

34 REVIEW - KENWOOD'S TEST BENCH TRIO

Gordon King G4VFW looks at an economical
way of adding a spectrum analyser to your
test bench.

39 SPECIAL OFFER

Go on - treat yourself - take advantage of
our test bench trio offer.

41 PLANE SPEAKING

John Worthington GW3COI looks back at
the Morse traffic he handled during the
Second World War.

44 REVIEW - BRUNNING'S BOX OF TRICKS

Tex Swann G1TEX takes the opportunity of
looking at an interesting new software
teaching package which is full of teaching
tricks!

48 CARRYING ON THE PRACTICAL WAY

George Dobbs G3RJV describes a variable
crystal oscillator for the 3.5MHz band.

50 REVIEW - THE ICOM IC- 207H DUAL-BAND MOBILE TRANSCEIVER

Richard Newton G0RSN tries out the latest
mobile transceivers to come out of the
Icom 'stable'.

52 CHIP-IN & BUILD YOUR OWN SHACK DESK

You too can have a professional-looking
shack desk if you follow Noel Orrin G3BBK's
advice.

55 ON SECRET SERVICE

Leon Platt recalls the secret activities
undertaken by G6TW and 'Skyranger'.

58 BOOK PROFILES

60 VALVE & VINTAGE

Charles Miller takes his turn in minding the
PW 'wireless shop'.

62 SUBSCRIPTION OFFER

Subscribe to PW and SWM together and
save money!

66 SCENE USA

Ed Taylor N0ED delivers his quarterly letter
from America.

71 VHF REPORT

74 HF FAR & WIDE

76 BITS & BYTES

Mike Richards G4WNC rounds-up the latest
'computing in radio' news.

78 BROADCAST ROUND-UP

79 PACKET PANORAMA

Roger Cooke G3LDI has news of a special
presentation.

80 TRADERS' TABLE

Your guide to second-hand equipment.

83 BARGAIN BASEMENT

The 'basement's' overflowing with
bargains this month - take a look!

88 BOOK STORE

91 COMING NEXT MONTH



92 ADVERTISERS' INDEX



LEANER - MEANER

We will better our competitors prices

South Midlands Communications Group

S.M. House • School Close • Chandlers Ford • Eastleigh • Hants • SO53 4BY

CALL

SOUTHAMPTON

AXMINSTER

LONDON

SISKIN

LEANER

We have slimmed down our amateur organisation to become more competitive.

MEANER

We have cut our prices to beat our competitors.

KEENER

We have some new friendly faces eager to take your call and process your order.

ROTATORS

We keep the largest stocks of aerial rotators in the country.

from £50 - £2000

Call us and we will give you professional advice to help you make the right choice.

SISKIN DATA

We have one of the UK's leading experts in data communications on site in Southampton.

A huge range of TNC's for 9600/1200 baud is available, with a full technical back-up service.

Call Phil Bridges NOW
on 01703 251549

A selection from our used equipment list

HF TRANSCEIVERS/AMPLIFIERS

MARCH/APRIL 1997

FTONE	Yaesu	HF Transceiver 100W, Gen, FM + filters	£725.00
FT747GX	Yaesu	HF 100W gen/Tx (two available)	£475.00
FT77	Yaesu	HF 100W gen/Tx	£295
FC700	Yaesu	HF antenna tuner	£169.00
FP707	Yaesu	12V PSU	£99.00
VF0120	Kenwood	Ext VFO (for TS830)	£99.00
HT115	Tokyo	HF 10W 15mtr mobile SSB/CW s/h	£249.00
HT180	Tokyo	HF 10W 80mtr mobile SSB/CW s/h	£249.00
IC737	Icom	HF 100W gen. cov (as new)	£1195.00
IC726	Icom	HF 100W gen cov + 6mtr	£899.00
IC729	Icom	HF 100W gen cov + 6mtr s/soiled	£1060.00
FTONE	Yaesu	HF transceiver 100W gen	£675.00
FT757	Yaesu	HF transceiver 100W gen	£585.00
FT890AT	Yaesu	HF transceiver, boxed	£1250.00
TS520SE	Kenwood	HF transceiver 100W warc	£335.00
FT767GX	Yaesu	HF transceiver gen cov	£1450.00
IC765	Icom	HF transceiver	£1699.00
TS130S	Kenwood	HF transceiver 100W	£395.00
FT747GX	Yaesu	HF 100W 10-80mtrs gen	£450.00
FT901	Yaesu	HF transceiver 5 band, pre WARC	£335.00
FT101Z	Yaesu	HF transceiver	£260.00
FT757GX	Yaesu	HF transceiver	£495.00
FC757AT	Yaesu	Auto ATU with memo s/h	£250.00
FT980	Yaesu	HF transceiver	£625.00
TS690S	Kenwood	HF/6m transceiver	£1175.00
TS430	Kenwood	HF transceiver	£525.00
TS940SAT	Kenwood	HF transceiver	£995.00
TS440SAT	Kenwood	HF transceiver (2 models available)	£750.00
TS520	Kenwood	HF transceiver	£2600.00
IC729	Icom	HF 100W gen	£695.00
IC761	Icom	HF 100W gen	£995.00
IC725	Icom	HF 100W gen	£525.00
IC726	Icom	HF 100W gen	£1850.00
IC720	Icom	HF mobile	£365.00

VHF/UHF TRANSCEIVERS

FT736R	Yaesu	2mtr/70cm multi-mode 25W, ex-demo	£1295.00
FT290RII	Yaesu	2mtr multi-mode portable	£375.00
FT690RII	Yaesu	6mtr multi-mode portable	£375.00
FT4700RH	Yaesu	2mtr/70cm mobile 45W	£329.00
FT2700R	Yaesu	2mtr/70cm mobile 25W	£279.00
FT2500M	Yaesu	2mtr mobile 45W (as new)	£279.00
FT51R	Yaesu	2mtr/70cm handheld (no box)	£325.00
FL2025	Yaesu	25W matching L/amp for FT290RII	£119.00

And lots more . . . phone now

Call Ailsa at Southampton
01703 255111

Call Rodney at Axminster
01297 34918

Call Jez at London
0181-997 4476

**FINANCE
AVAILABLE**

**SPECIAL MONTHLY
PAYMENT FACILITIES
AVAILABLE**

(please ask for details)

After Hours Mobile 0467 462774

Email: amateur@smc-comms.com

NER – KEENER

es – phone our sales teams – NOW!

FT1000MP RRP £2499 PHONE

- Dual receivers
- Enhanced D.S.P.
- Collins filters
- CAT interface



We keep a huge range of accessories for all Yaesu products
If you have purchased a Yaesu radio from us in the past month we will give you
10% off any Yaesu accessories
(please quote your invoice number)

YAESU

ALL PRICES
~~SLASHED~~

PHONE NOW

TS570D RRP £1495 PHONE

- Large LCD display
- Full D.S.P.
- CW auto tune
- Built-in ATU



We keep a huge range of accessories for all Kenwood products
If you have purchased a Kenwood radio from us in the past month we will give
you 10% off any Kenwood accessories
(please quote your invoice number)

KENWOOD

ALL PRICES
~~SLASHED~~

PHONE NOW

IC706 RRP £995 PHONE IC706 MkII RRP £1200 PHONE

- Receive 0.5kHz - 200MHz
- Transmit HF, 50MHz, 144MHz
- Small, compact, rugged
- Detachable front panel



We keep a huge range of accessories for all Icom products
If you have purchased a Icom radio from us in the past month we will give you
10% off any Icom accessories
(please quote your invoice number)

ICOM

ALL PRICES
~~SLASHED~~

PHONE NOW

- Mobile and base station aerials
- HF/VHF Linear amplifiers
- Power supplies
- Packet radio and data modems
- Morse keys
- Masts and hardware

We keep the largest range of accessories available in the UK
to service ALL your requirements

ACCESSORIES

COMET
HYGAIN
TOKYO
CUSHCRAFT
DAIWA
HOKUSHIN
AEA
KANTRONICS

SMC YOUR ONE STOP SHOP

SELECT WHAT YOU NEED

Copyright © 1997, Interphase Components Company

ELECTROMAIL

CD-ROM

MARCH to JUNE 1997

Please refer to instructions inside for Electromail terms and conditions.

EDITOR'S

Keylines

Rob Mannion's viewpoint on the World of Amateur Radio

I've a particular interest in the history of this century. And close friends tend to be aware of my tendency to 'live in the past', with fond memories of things I've grown up with (a Grandfather's privilege perhaps?). These include railways, my boyhood travels on my bike in the Hampshire countryside and the many hours spent roaming (quite freely in the 1950s) in Southampton Docks with its varied collection of huge passenger ships, steam engines and other things to interest a more than adventurous young man.

With my activities in radio well under way in the 1950s, I always took a particular interest in the various transmitter sites I came across when out and about on my bike. And in particular, I have in mind the low power regional BBC stations at Tichfield (my mother's home village) just outside Fareham (between Portsmouth and Southampton) and Bartley.

Bartley, located on the very edge of the New Forest near Cadnam, transmitted the medium wave West Region programmes. It was the first transmitter I picked up on my home-made crystal set. But this transmitter, unlike the Tichfield (Fareham) transmitter which is still at work has long since been closed and demolished.

However, in my travels around the UK, I still take a great interest in the various transmitters sites I come across. Having worked in broadcasting myself, I'm still fascinated in these magnificent 'memorials' to radio engineering and the splendid antennas which I could do much with!

You might think I'm a little strange, but I really do get a thrill when I see the extensive antenna arrays at the BBC's h.f. transmitter site such as Woofferton (this historic transmitter is so close to the county borders I'm not sure if it's in Herefordshire or Shropshire!) whenever I stay at a nearby 'Motor Lodge' Motel.

The Motel is built on the trackbed of the long-closed Woofferton to Tenbury Wells railway. And I always know I have arrived at the Motel - because as I approach the front door, the familiar voices and theme tunes of the BBC World Service can be heard coming from the front door security telephone! (And we think we've got EMC problems!).

Engineering History

I've had a great interest in British broadcasting (and of course this naturally meant mainly the BBC because of the way broadcasting was



Another Grandfather's privilege! Granddaughter Georgia (one year old on 4th May) and 13 year old Labrador Mandy who averages 12 PW club visits a year!

organised in the UK) engineering history. When I needed help for further research, *PW* played a part when I advertised in the magazine for a copy of *BBC Engineering History 1922-1972* by Edward Pawley. And as I hoped - a reader had a copy of this extremely rare book which he sold me.

If you share my interest in the world of broadcast engineering, you may have shared my concern and feeling of great loss when the **BBC SOLD ITS TRANSMITTERS** recently. At one stroke - which drew remarkably little publicity or attention (even though it was certainly not 'hushed up') 70 or so years of engineering history was sold to an American company based in Texas...and to me, this action came as a profound shock.

The trend of broadcasters leasing 'air time' on transmitters not owned by themselves, or in fact not being able to transmit their own programmes is not itself unusual. Transmission by a 'third party' has been the rule with ITV in this country and the service is now (funnily enough perhaps) transmitted by National Transcommunications) NTL, nowadays itself also an American owned company. But for the BBC to go the same way seemed to me to tragically break a long tradition.

In the future when I pass the famous broadcasting transmitter sites formerly owned by the BBC I'll stop and think. I'll remember the long and proud tradition provided by many engineers over the decades providing service, innovation and loyalty to their broadcaster.

Perhaps I'm really 'old fashioned', but despite the benefits of money raised being used for other purpose (Digital Audio Broadcasting included) **I am really concerned.** Speaking for myself,

I'm sure that the BBC has lost a wonderful and valuable asset by 'selling' their irreplaceable years of experience along with the associated staff and transmitters.

Not a lot to do with Amateur Radio you might

think - but many amateurs work in broadcasting. The BBC has provided careers for many radio enthusiasts and has always been in the forefront of development.

I fervently hope that the engineering opportunities do not lessen in the future. And I also wonder what will happen if the BBC and the transmitter owners cannot agree terms in years to come. Would the BBC go QRT? I fervently hope not!

Writing For PW

We receive a steady stream of ideas from budding authors wishing to write for *Practical Wireless*. All the articles are welcome, but sometimes authors get very cross at me for sending them back - even when they've not actually been turned down! (We often advise the author to re-submit their work incorporating cuts and modifications).

By far the most common reason for the rejection of an article is not that it's unsuitable (far from it!) but that we have recently published a similar article or have 'something in the pipeline'. However, when the article is returned to the writer, I occasionally receive letters from the author who cannot believe, or does not wish to believe that we have a good reason for (politely) sending their article back.

Even more occasionally, I get articles sent in by authors **who actually tell me in their letter that their article was written for another magazine. They've sent it into PW because they've 'Got fed up with waiting' with the other magazine to publish it, or it was rejected by the first magazine.** (What an admission!).

No magazine Editor likes to think

their magazine is 'second best' or an 'also ran'. Even if the prospective author does not intend to give that impression - that's what it feels like from my end! The other reason why an article was written for another magazine may well be unsuitable or *PW* is that every magazine has a **different approach and style.**

Very occasionally I see articles from authors who may have never seen *PW* or have not read it for many years. And of course, **they are very unlikely to succeed writing 'blindly'.**

But despite the 'doom and gloom' we really do need your articles! So, please don't be discouraged, I'm only trying to help and you help us all by just bearing in mind the following tips:

Firstly, check with us that we need or would be interested in your idea. If not we can perhaps advise you on other similar ideas. Please read *PW* and try to write your article to the style of the magazine, remembering that the magazine is not an academic journal and our hobby is enjoyable! So, an informal, informative and friendly style will help.

Bear in mind we have a need for smaller constructional ideas and articles to keep the 'practical' side of the hobby alive. In contrast, we always seem to have plenty of historical articles.

And please remember that we cannot consider or accept unsolicited equipment reviews. For obvious reasons, authors who are to undertake research for reviews are chosen by myself in a determined effort to ensure impartiality.

Finally, the best advice I can give to encourage authors to submit work, is to ask us to send them a copy of our *Author's Guide*. Packed with information, the guide will help you prepare the idea and will encourage you to talk to us for further guidance.

So, on behalf of the Editorial team I wish you luck in writing for *PW*. And although our guide cannot guarantee we publish your article...it will help the author involved and the *PW* team do the best we can for our readers.

Rob Mannion
G3X7D

The Star Letter will receive a voucher worth £10 to spend on items from our Book or other services offered by Practical Wireless. All other letters will receive a £5 voucher.

RECEIVING You

PW's Postbag. If your letter is published you'll win a prize.

Letters Received Via The 'Internet'

Many letters intended for 'Receiving You' now arrive via the 'Internet'. And although there's no problem in general with E-Mail, many correspondents are forgetting to provide their postal address. I have to remind readers that although we will not publish a full postal address (unless we are asked to do so), we require it if the letter is to be considered. So, please don't forget to include your full postal address and call sign along with your E-Mail hieroglyphics! Editor

Reviving PW Blueprints

Dear Sir

A recent writer was asking about old *PW* blueprints, this prompted me to write this letter. There must be lots of old circuits stored away. I think it would be of great interest to revive some of these in a special article.

Back in the 1950s *PW* published a design for a one valve receiver using an ECL80 in a reflex circuit covering medium waves. This prompted me to buy my first soldering iron, a 25W costing 7/6d (35p). Using a piece of biscuit tin pinned to two 1/2in pieces of wood and mounted in a 8 x 6in box with a 4in speaker, this successful receiver ended up in my sister's bedroom!

I think a lot of fun and learning can be had out of experimenting with such circuits which would have made a good t.r.f. short wave

Enamelled Wire

Dear Sir

With reference to my letter in the January issue of *Practical Wireless* regarding preparing enamelled wire for soldering, let me first say thank you to the Editor and Mr **Duncan J. Walters** for their advice. I have tried both methods and regretfully I find neither very satisfactory.

Burning off enamel insulation with a methylated spirit flame has two snags. One is overheating the wire to melting point (remember these are thin wires, 30s.w.g.) and the second is trying to get the wire from the match into the 'meths' before its cools off. Mr Walters' idea works very well with thicker wires but is extremely difficult with thin stuff.

No doubt I shall find a solution and I once again thank these two people for their help.

**John Noble
Kent**

Editor's reply: Can anyone else come to John's rescue with ideas?

receiver. I'm sure I would build it again out of my junk box and look forward to your comments on the possibility of such an article.

**Ken Furness G7TRA
Bucks**

Editor's reply: When I asked for 'feedback' from readers regarding the possibility of re-printing 'blueprints' (February 1997, page 11) we got far

smaller a response than expected. Like those readers who have already registered their interest in new editions of the 'HF Data Card' (March 1997, page 8) and 'blueprints' you've still got time to let us know your thoughts on the subjects (postcards only please - addressed to the Editor).

Lasers & Belfries

Dear Sir

That an august technical journal as is *Practical Wireless* should deem fit to publish an article encouraging the use of laser beams to further the cause of amateur radio while, seemingly, remaining wholly indifferent to their effect on

belfries, leaves me more than somewhat puzzled.

Bats are not concerned about their own influence on the environment and, indeed, like most other animals, they do not recognise 'human rights'. Moreover, this project disregards some quite fundamental aspects, such as what happens to the bat-guide beam when it is raining cats and dogs?

Practical Wireless will be well advised to seek expert opinion before making any further, although grantedly amateurish, research into this highly sensitive field of biology - perhaps from Batman himself. There is much to commend journalistic licence and the 'Bats in their Belfry' in particular.

However, that this specific paper is published in your issue of April the 1st - of all dates - leaves quite a wide margin for any legitimate doubt of the mental sanity of us all. (Just joking Ed!).

This Month's Star Letter

Electromagnetic Radiation

Dear Sir

I am writing to you to question the controversial issue of the non-thermal effects of electromagnetic radiation (EMR). I have heard many differing opinions on the subject from different sources, but I am still not clear on 'safe levels' of radiation.

Firstly, has anything been proven as to the negative effects of an electromagnetic field in close range (such as operation a hand-held close to your face) or are the varied safety warnings purely speculation?

Another thing that concerns me is the safety recommendations in the 'Safety' chapter of *The ARRL Handbook* (1997) as to the siting of antennas in relation to the r.f. fields produced. With regards to mobile

operation, they state: "...avoid transmitting with more than 25W in a v.h.f. mobile installation unless it is possible to first measure the r.f. fields inside the vehicle..." (Ref: Page 9.14).

Is this recommendation over the top, or are many users of mobile dual-band rigs supplying 50W on v.h.f. and 35W on u.h.f. actually endangering themselves more than they realise? And is it safe to use a 100W mobile h.f. rig in the car?

Again, I am unsure whether there is any conclusive proof that these r.f. fields can be dangerous (causing brain cancer or even leukaemia?).

I am currently studying for the May RAE with the help of some friendly amateurs and s.w.l.s from the local club (I have passed my Morse) and I hope myself to become a radio amateur and join the many other amateurs already involved in

this exciting hobby.

Well done with the fantastic magazine, I especially enjoy the rig reviews and the new 'Antennas In Action' section. Please can you help me with my puzzling dilemma on EMR!

**Iain M. Hutchison (s.w.l. aged 14)
Inverness**

Editor's reply: Ian has raised some extremely interesting points. There's much speculation on the subject he's raised and in the various medical journals I read - it's obviously under investigation. But apart from reading about strong 'near fields' causing micro-organisms to mutate (in closely controlled laboratory experiments) I have not seen any direct reference to the effect on humans. Personally, I try to 'play safe' with any radio frequency radiation under MY CONTROL

although remaining aware that we are 'bathed' in radiation from many different sources that are not under our control! I've no doubt that individual readers have the latest information on the latest up-date on this extremely important subject and invite their comment, and I also wish Ian the very best of luck for his RAE (I feel sure he'll pass!).



Thanks for a good monthly read and with kindest regards.
Ken Jones
Italy

Editor's reply: Having seen a certain church tower located in the Italian town of Pisa Ken...I think certain experimenters 'leaned' a little too hard on the power of their lasers! However, we thank everyone who wrote in appreciating our April fool 'spooof' article. And although we hope to continue stimulating the radiation of response and interest from readers, the laser beam is now switched off and the correspondence on the subject closed!

Bulgarian Request

Dear Sir

I collect pictures of 'Corals' reefs and I would be very happy if any of your readers, my fellow radio amateurs, could send me any coloured photographs or pictures from old magazines of 'Corals'.

They are very hard to find in Bulgaria. I use these pictures to copy from and paint onto canvas.

Ivan Hristov LZ2LP
PO Box 25
5500 Lovetch
Bulgaria

Editor's comment: Please send any contributions direct to Ivan. However, *PW* will NOT be responsible for the 'kidnapping' of old *National Geographic* Magazines from Doctor's or Dentist's surgeries!

Antennas In Action Appreciated

Dear Sir

I have just come home from the shop with my copy of the May issue and I have to say how much I am enjoying reading it. I have written to you in the past and have been very critical so it seems only fair to send praise when it is due.

I particularly like the way that *PW* is living up to the 'Practical' part of its title. The whole magazine is full of people doing things.

Of particular interest to

Thanks Tex

Dear Sir

Thank you *PW* for excellent service. That is of course special thanks to 'Tex' Swann G1TEX, Technical Sub-Editor at *PW*. I posted a letter to *PW* queries asking for information on where I could purchase a NE602 for the FRG-7 receiver by Rev. George Dobbs G3RJV and also the value of two capacitors.

In a very short time (about one week) I received a letter with all the information I required plus data sheets for the NE602 and the Toko coils and information on the BB212 varicap, all of which has been very useful and informative. Again, many thanks to you.

Nigel Booth
Norfolk

Tex's comment: Nigel was lucky, I was at a point at which I could answer his letter. There are however, others who have to wait a little longer unfortunately.

me is the 'Antennas In Action' bi-monthly section. I only have a very small garden and am constantly experimenting with antennas (should that be antennae?). I find the guidance and encouragement given very useful.

My main mode is RTTY - I hardly do anything else, but I do operate c.w. (Someone did tell me once you can plug in a microphone and talk to people!). Operating RTTY is rather a minority interest and whereas the s.s.b. and c.w. enthusiasts can write in with loads of reported DX, us RTTYers are lucky to work one or two new DX stations a week so we tend not to write in. Maybe we need more encouragement - does the 'HF Far & Wide' column want RTTY reports?

Going back to c.w., I was very interested to read the letter from Ray Howes G4OWY about improving Morse copying speed. My own experience does seem to bear out what he says. I had got stuck writing at about 15w.p.m. and wanted to go faster when I 'bumped into' another c.w. enthusiast on packet. He advised doing away with the pencil. It has worked for me and I can now copy 25w.p.m. if the sending is good. So I have dusted off my copy of 'NuMorse' which I got from *PW* and am running it at 30w.p.m. I've only been trying this for a few days but it seems to be working. Maybe Ray has made a major discovery.

Thanks again for a really useful and practical edition.
Peter Halls G4CRY
York

Editor's reply: The Editorial team are delighted to hear you enjoy 'Antennas In Action' Peter. And of course, Leighton

Smart the compiler of 'HF Far & Wide' will be very pleased to have DX reports from RTTY operators.

Morse Advice

Dear Sir

In July, I shall be 52 years of age and I remember some of the quaint sayings, from my childhood, as spoken by my Elders, especially my Aunties. Why have these memories come to the fore, and why have I taken the trouble to set them down in writing at this time of my life? Simple, such sayings as: "There's none so blind as they who cannot or will not see"! or: "They're too blind to see the woods for the trees" are as pertinent today, in amateur radio, as they were in my childhood.

Take the constant stream of letters that carp on about abolishment of Morse code, from amateur radio, where do these people get this poorly considered idea? **The proposal is only for the abolishment of the 12w.p.m. Morse test and not Morse code.** Yet, time after time, in one amateur magazine or another, there's another letter pleading that Morse code

should be kept. Please people, all that is being asked for is the abolishment of the 12w.p.m. Morse test for you or anyone else to obtain an 'A' class licence.

I would also like to take umbrage at the suggestion, implied, that Morse code can be simply learnt from sitting and listening to it on one's receiver. I think this is total rubbish! If you do not know the Morse code, how can you learn it by sitting, with your ear glued to a receiver? You have to learn the Morse code, the old, tried, true and tested way, after all that is the way, the successful way that it has been done, since old Sam Morse invented the code. Of course, once you have learnt it, then there is nothing stopping you from improving your receive speed by sitting for hours at a receiver.

However, that will not improve your transmit speed and you can confirm that by listening to the poor sending that is often passed off as good Morse. Basically, what we all need for learning Morse code is: patience, fair to excellent co-ordination and lots and lots of time!

So, pay no attention to the well meaning club member, or anyone else who

says that he or she has a new way, a better way. If you stick to the basics, you'll not go wrong, as far as learning Morse code is concerned. Converting what you hear, back into the written word, etc., is the major problem we all go through. Some find it quite easy, others struggle a wee bit as they hit a hump or two at various speeds, others, unfortunately, go nowhere, no matter how hard they try and its usually co-ordination that is the problem. Nobody can teach that, its something you have to practice yourself and it can take months, even many years.

Once you have the 12w.p.m. pass certificate and your 'A' class licence, should you wish to climb up the dizzy heights, above 20w.p.m., then again that comes with practice, practice and more practice, both at sending and receiving. Again, it comes down to that very real problem of co-ordination, the faster you go, the harder it is to write it down, or like some, you can read the Morse like you do a book, that is if your memory is also good and the message is short.

Above all else, no matter who or what you read, be it this letter, or others or in chats at clubs, rallies and on the air, the one and only major contributing factor, above all else is time! The time you set aside for learning, for practising, for improving all facets of Morse code, from the day you first start to the day that you reach the goal that you have set for yourself, and even then, you can't let up, you've still got to work it on air, daily!

J. Davies-Bolton G4XPP
County Durham

Channel Spacing

Dear Sir

I have noticed very little correspondence about the 12.5kHz numbering of channels agreed at the IARU Conference. The idea of working this out from division from a specific frequency is sure to cause confusion and to my mind totally unnecessary.

When the marine channels went to 25kHz spacing all that happened was a prefix '6' was added, Ch. 6, 156.300MHz had its 'add-on 25kHz, 156.325MHz becoming Ch. 66 Ch 8 156.4MHz + 25kHz Ch 68, 156.425MHz.

Why not, for the amateur bands? Say add a 5 so S20 + 12.5kHz becomes S520. R6 + 12.5kHz = R56 or is this too easy?

Having to divide down frequencies before a QSY will be a pain and whilst I am equipped for 12.5kHz on 144 and 430MHz, I vow that I will always state a frequency and not the new channel numbering.

I would be interested in any comments favouring the IARU decision.
W. Symes G8AIV, Merseyside

NEWS

1997

Compiled by Donna Vincent G7TZB

Nevada News

News has arrived from Portsmouth based Nevada that the latest h.f. transceiver has arrived from SGC in the USA. As the UK agents for SGC Inc. Nevada has informed the PW Newsdesk that the SG 2000 'Power Talk' h.f. transceiver with digital signal processing (DSP) is now available.

Reflecting SGC's military equipment background the new SG 2000 h.f. transceiver is ruggedised and is particularly suitable for maritime mobile, heavy duty or home-base use. The transceiver features a removable control head, and the manufacturers claim that the DSP is of advanced design.

Retail selling price of SGC's latest rugged transceiver is £1895 including VAT. For further details contact Nevada Communications at 189 London Road, North End, Portsmouth, Hampshire PO2 9AE. Tel: (01705) 662145, FAX: (01705) 690626.

Editorial note: *Practical Wireless* will feature a review on this transceiver in the near future. Editor.

Rolls Royce Repeater

After two and a half years of hard work and perseverance by the Hucknall Rolls Royce Amateur

Another League

The Shortwave Shop who are based in Christchurch, Dorset, have taken amateur radio into another league by sponsoring a football strip. Bob Burrows, proprietor of the Shortwave Shop, was only too happy to sponsor Christchurch Junior School's football team strip, as both he and his children attended the school.

Bob says it was a good opportunity to put something back into the school and community. The team has played several games in their new strip and so far has not lost a game! Obviously the magic of Amateur Radio extends far further than the airwaves.



Copyright Derrick Penman

Radio Club the 50MHz (6m) repeater GB3RR was finally put on air on 1 May 1997. The repeater is located 12km NW of the City Centre of Nottingham and is operational on 51.320MHz (input), 50.820MHz (Output) and has a CTCSS access tone on 71.9Hz.

The repeater project started in October 1994 when the Hucknall club were asked to submit an application. In the month's that followed Jon G4TSN and John G0LBW started to put the hardware together and start trials. The main challenge they faced was in the construction of a duplexer.

The Hucknall Rolls Royce ARC look forward to receiving reports from users of GB3RR and would like to thank all those involved in getting the repeater operational. In particular thanks go to Dan N5MRG, Richard G1SLE, Fred G4SPR and

Ian G0RDI for their technical support and Steve G0LCG who managed to persuade his boss at Anchor Supplies Limited to sponsor the project.

For more information on GB3RR contact Jon G4TSN or John G0LBW, QTHR and if you can offer support or donations please contact Steve G0LCG on 0115-975 5252.

Yaesu's New Mobile

The new Yaesu FT-8100R dual-band f.m. mobile transmitter will be available in the UK very soon. Yaesu (UK) have announced that the transceiver incorporates a demountable front panel, true dual band receive capability with cross-band repeat built in.

Also featured on the FT-8100R is Yaesu's 'Smart Search'. This facility automatically 'sweeps' a band and loads active Amateur Radio frequencies in dedicated memory banks. The manufacturers state that this is a "useful facility" for the occasions you visit new areas.

Equipped with a built-in duplexer unit the FT-8100R can be used with a dual-band antenna and provides r.f. outputs of 50W on v.h.f. and 35W on u.h.f. A dedicated packet radio jack socket is available on the rear panel.

For further details on Yaesu UK's new import, contact them direct at: Unit 2, Maple Grove Business Centre, Lawrence Road, Hounslow, Middlesex TW4 6DR. Tel: 0181-814 20001 or FAX: 0181-814 2002.

Editorial note: We hope to

review the new Yaesu transceiver as soon as they are available. Editor.

Into The Millennium

Dortech Electronics Limited are the distributors for the new Millennium Bios Board, the software for which has been written by American Megatrends Inc. of Georgia, USA and Fernlink 2000 Limited. The Millennium Bios Board has been specifically designed to overcome the problem of the date not changing correctly when the year 2000 comes around.

Dortech say the board is unique and easy to install even for the inexperienced, non-technical user. The board is supplied with clear instructions and is said to be as simple to install as a video card.

The card fits into any spare 8 or 16 bit Industry Standard Architecture (ISA) Expansion Bus Slot. The software installs itself into the first available area for BIOS extensions in the Upper Memory Blocks. There's a set of jumpers on the Board to allow the end user to adjust the position in memory if they wish.

The Millennium Bios Board costs £69.99 plus VAT & P&P and discounts are available on large quantity orders. For more information contact A. Lewis on (01202) 693214 or to place orders contact Dortech Electronics Limited, Unit 2, 13 Blacksmith Close, Corfe Mullen, Wimborne, Dorset BH21 3QW. Tel: (01202) 776302 or E-mail: Sales@dortech.demon.co.uk

Yorkshire Day

The Scarborough Special Events Group will be activating GB3YD from 1 - 3rd August in connection with the annual Yorkshire

Day celebrations. A special QSL card has been produced for the event showing Robin Hood's Bay in North Yorkshire and will be No 16 in group's souvenir card series.

The main station for the event will be active on 3725kHz and there will also be activity on c.w. and 144MHz. All contacts made will be acknowledged via the Bureau and listener reports are also welcome. Anyone who requires a direct card call should apply via the club call G0000.

Scarborough Special Events Group - No. 16
Yorkshire Day 1997



GB2YD


Somerset News

The **Lopen** is the latest product to be added to the **Walford Electronics** range of kits and takes the shape of a 1.5W c.w. transmitter which operates from 1.5 - 15MHz. It's primary purpose is to give full band c.w. coverage when used with Walford's Martock receiver.

The Lopen when used with the Martock the v.f.o. drives the TX and a special offset circuit allows the frequency to be adjusted either up or down to suit the receiver side-band being used. The Lopen can also be used with its own crystal oscillator and the kit is supplied with a 3.582MHz ceramic resonator for 3.5MHz allowing the offset preset to be used a tuning control. An external v.f.o. can also be used to drive the Lopen.

The Lopen kit costs **£29 plus £1 P&P** and is supplied with semi break-in TR control, antenna changeover, muting and a side-tone oscillator, together with all the hardware for joining it to the Martock. The Lopen and Martock when ordered as a pair cost £62 plus £1 P&P.

To place your order or to find out more about the Walford range of kits contact **Tim Walford G3PCJ, Upton Bridge Farm, Long Sutton, Langport, Somerset TA10 9NJ. Tel/FAX: (01458) 241224.**



The Lopen transmitter shown attached to the Martock receiver.

Howes Homepage

The latest company in the Amateur Radio business to join the Website world is **C.M. Howes Communications**. The Howes site contains catalogue pages, data sheets, background information about the company, contact details and an introduction to the Howes professional design and consultancy services. To catch the Howes Homepage you should point your web browser at **www.howes-comms.demon.co.uk**

PLEASE SEND YOUR NEWS TO DONNA VINCENT G7TZB AT THE EDITORIAL ADDRESS

Silent Key - Remarkable Radio Amateur & Artist G0LHC

Matt Oswald G0LHC was a remarkable man who died on March 7th 1997 aged 94. Matt was remarkable in many ways, but particularly so because at the age of 20 he was 'written off' following a serious illness but learned to walk again, become a carpenter and builder, a highly respected artist and a Radio Amateur long after retirement age.

Reflecting the hard times on the area, Matt left his school in Easington in County Durham at 14 years of age. He became an apprentice carpenter - making crutches and wooden legs for injured coal miners.



Artist, Radio Amateur and Keep-Fit Enthusiast Matt Oswald G0LHC (1903-1997). Truly a remarkable man!

After his illness and learning to walk again he moved south (cycling from County Durham to London) and for the rest of his career he worked in the building industry. Following retirement in 1968 and renowned activities as an artist (one of his painting hangs in the mayor's Office in the London Borough of Hillingdon), Matt passed the RAE at the age of 80 and went on to get his Class A licence.

Matt, a widower since 1989, was also a keep fit fanatic with his own gym and even took his chest expanders into hospital for his final stay! (Along with his sketch pad and his hand-held rig to keep in touch with his friends).

Practical Wireless is grateful for the news and information about this obviously great Radio Amateur and determined man, and in particular we thank Matt's good friend **John Acton G8UXT**. And I've no doubt that although Matt's family will be sad at their loss, they'll certainly be proud of knowing such a remarkable man. Our sympathies and our admiration go to them. **Editor.**

Valuation Service

David Cole G3RCQ has recently set-up a division within his Accountancy Practice to deal with the valuation and sale of deceased Amateurs' and Short Wave Listeners' radio equipment. David is a qualified accountant with 40 years of radio and electronics experience having passed the RAE in 1962 and then traded in the business under the banner of G3RCQ Electronics.


David will negotiate and advise on a one-to-one basis with Solicitors, Accountants and relatives and make arrangements for the speedy sale of radio equipment. He recognises that the passing of friends and relatives is traumatic enough and feels it important that radio equipment is professionally valued if the beneficiaries are to receive full value.

For more information contact **Cole & Co. Accountants, 9 Troopers Drive, Harold Hill, Romford, Essex RM3 9DE.**



Address Change

Chris Page G4BUE of **Adur Village Press** has recently notified the Newsdesk of a change of address. As from immediate effect Adur's new details are: **Highcroft Farmhouse, Gay Street, Pulborough, West Sussex RH20 2HJ. Tel: (01798) 815711, Mobile: (0410) 054906, FAX: (01798) 813054 or E-mail: g4bue@adur-press.prestel.co.uk** Why not contact Chris for full details of his range of products which include QSL cards and magazine binders?



We're well into the Rally Season now, so here's a bumper Radio Diary for you to look at and decide which one's you'll be attending this year.

RADIO Diary

Compiled by Zoë Crabb

1997

June 21: The Royal Navy Amateur Radio Society are holding their Annual Mobile Rally at HMS *Collingwood*, Fareham, in conjunction with The Royal Navy Brickwoods Field Gun Competition and HMS *Collingwood* Open Day. This year's rally will have a similar format to last year, plenty of action for all the family including the Free Fall Parachute team and the Hampshire Police Motor Cycle Team, plus all the usual Amateur Radio content for the remainder. (01705) 365503.

June 22: BDARS Amateur Radio Rally will take place at Clandeboy Lodge Hotel, Bangor, Co. Down, N. Ireland. There are many attractions - Official Morse Test for aspiring A licensees, demonstrations, packet radio, amateur television, Bring & Buy, local and mainland traders, something for all the family, so don't miss it! Further details from **Stewart G140CK** on (01247) 454049 or **Norman G13YMY** on (01247) 466557.

***June 27-29:** Ham Radio '97 - Europe's largest Hamfest will take place in Friedrichshafen, Germany. The Barnsley & DARC in conjunction with the RSGB will again be organising a coach trip to this Hamfest. More information from **Ernie G4LUE** on (01226) 16339 or mobile on (0836) 748958.

***June 29:** The 40th Longleat Amateur Radio Rally. Doors open at 10am. Further details from the bookings manager **Gordon Lindsay** on 0117-940 2950.

July 6: The 8th York Radio Rally will be held in the new Knavesmire Building, York Racecourse, York. Doors open at 10.30am and admission is £1.50. Children accompanied with an adult go free! There will be ample free parking, amateur radio, electronics and computers, Morse tests and repeater groups, refreshments and a licensed bar. Talk-in on S22. Further details from **Pat Trask G0DRF** on (01904) 628036.

***July 12:** Cornish Radio Rally. More information from **Ken G0FIC** on (01209) 821073.

July 13: The Three Counties Radio & Computer Rally is to be held at a new venue, the Perdiswell leisure Centre, Bilford Road, Worcester. Features include amateur radio, computer and electronic component traders, Bring & Buy stall along with RSGB Morse tests (please book on arrival and remember two passport photos will be required), refreshments and a licensed bar. Free car parking. Doors open 10.30am to 5pm and admission is £1.50. **Eddie G4PQZ** on (01905) 773181.

July 13: The 17th Sussex Amateur Radio & Computer Fair will take place at the Brighton Race Course from 10.30am to 4pm. There will be free on site parking and admission to the event is £2. The rally is one of the largest in the south of England with well over 100 trade stands, covering amateur and CB radio, computers, electronics, etc., and also a large Bring & Buy display area. There will also be refreshments and bars at reasonable prices with a picnic area with views over the South Downs - certainly a rally not to be missed! (01323) 485704.

July 27: The Colchester Radio & Computer Rally with a hobbies and leisure fair is to be held at St Helena School at 10am. This is a family event. Further info. from **Frank Howe G3FIJ** on (01206) 851189.

July 27: The Rugby Amateur Transmitting Society are holding their 9th Amateur Radio Rally at the BP Truckstop on the A5, three miles east of Rugby, 24 miles NW from

junction 18 on the M1 Motorway. Doors open from 10am and admission is £1 per car. Facilities include a cafe and toilets. Talk-in on S22 by GB8RRR. Pitches are £7 pre-booked before 14 July or £10 on the day. **Arthur M0ASD** on (01788) 550778.

***July 27:** The Scarborough Amateur Radio Society is holding its annual Rally, Electronics and Computer Rally in The Spa, South Foreshore. Doors open at 11am. The rally features all the usual traders, radio, electronics, components, computer hardware and software. Morse tests are available on demand, but please remember the fee and two passport type photographs. Further details from the Rally Manager/Secretary **Ross Neilson** on (01377) 257074 after 6pm.

***August 3:** The RSGB Woburn Rally is to be held at Woburn Abbey, Bedfordshire. **Norman Miller G3MNV** on (01227) 225563.

***August 10:** Flight Refuelling ARS Hamfest '97 will take place at the Flight Refuelling Sports Ground, Merley, Wimborne, Dorset. The event will run from 10am to 5pm and will include the usual mix of traders, Bring & Buy, craft exhibitors, car boot sale and field events. Talk-in will be on S22. **Richard Hogan G4VCQ** on (01202) 691021.

August 10: The Derby & District Amateur Radio Society are holding their 40th Derby Mobile Rally at the Littleover Community School, Derby. More information on (01332) 556875.

August 15: The Cockenzie & Port Seton Amateur Radio Club are holding their 4th Annual Radio Junk Night at the Cockenzie & Port Seton Community Centre, South Seton Park, Port Seton. Doors open 18.30 to 21.30. Bring along your own junk and sell it yourself. Tables will be provided on a first come first served basis (no charge for the table). Raffle at approx. 2100. Refreshments will be available. Disabled persons access. Entrance fee is £1 for all persons. All money raised is donated to the British Heart Foundation. Further details from **Bob Glasgow GM4UYZ** on (01875) 811723.

August 17: The Kings Lynn Amateur Radio Club are holding their 8th Great Eastern Computer & Radio Rally at a new venue, this is at **Wallington Hall, between Kings Lynn and Downham Market**. Features include a spacious indoor area with major exhibitors, outdoor car boot area (unlimited space available), Bring & Buy, free parking, talk-in on S22, refreshments available and easy access for disabled persons. For booking or more information call **Ian G0BMS** on (01553) 765614 or @GB70PC Packet BBS or E-mail **ian** on **ian@g0bms.demon.co.uk**

August 17: The 2nd Cardiff Amateur Radio & Computer Fair will be held at The Star Sports Centre and Recreation Centre, Splott, Cardiff. Open from 10.30 to 3pm. Further details from **Stuart Robinson GW0WMT** on (01222) 613070.

August 24: The Torbay ARS are holding their rally at the Torbay Leisure Centre, Paignton. Doors open at 10am. Talk-in on S22 by G8NJA/P. Further details can be obtained from **Alan G7UEK** on (01803) 214445.

August 24: The Galashiels & District Amateur Radio Society's Open Day & Rally will take place at The Volunteer Hall, St John's Street, Galashiels from 11am to 4pm. There will be traders present along with a Bring & Buy stall, a raffle, refreshments and a bring & sell feature. Talk-in on S22. Tel: (01896) 850245 or (01896) 755943 (evenings only).

If you wish to have your Rally featured in Radio Diary, all you have to do is to put together as much information about the Rally as possible, ie. date, location, time, who to contact, etc., and send it to Zoë Crabb at the *PW* Editorial Office.

August 25: The Huntingdonshire Amateur Radio Rally (held Bank Holiday Monday) is to be held at Ernulf Community School, St Neots, Cambridgeshire (near Tesco Superstore on A428). Doors open at 10am and admission is £1. There will be hot and cold refreshments available. Also features include a car boot sale on hardstanding. Talk-in on S22. **David Leech G7DIU** on (01480) 431333 (between 9am and 9pm).

August 30: The Annual Wight Wireless and Computer Rally will be held at the National Wireless Museum, Arreton Manor, Nr. Newport, Isle of Wight. Open 10am to 5pm. Free entry and plenty of free parking. Free stalls for both private and business use. There will be refreshments, exhibitions and collections for RAIBC Talk-in on S22. **Douglas Byrne G3KPO** on (01983) 567665.

August 31: The Telford Rally is 20 years old this year. The rally will be held, as usual, in the Telford International Centre. There is plenty of parking in Telford Town Centre car parks. There will be major dealers, a flea market and much more in two purpose built exhibition halls with plenty of room to enjoy the day. Also, disabled visitors will be well catered for. **Tony M0AMP** on (01743) 235619 or via GB7PMB.

September 6: The 3rd Northampton Radio rally & Car Boot Sale is to be held at the heart of the Shires Shopping Village Showground on the A5, just two miles north of Weedon. There will be a Bring & Buy, organised by the Northampton Repeater Group. Bring the family as they can spend the day in the 'olde worlde' shopping village. Refreshments and toilets are also on site. Car parking only 50p. All enquiries on (01604) 32478.

***September 7:** The Lincoln Hamfest will be held at the Lincolnshire Showground, four miles north of Lincoln on the A15. There will be the usual trade stands, Bring & Buy, Morse test with two passport size photos required, refreshments, bar and ample free parking. Talk-in on S22 and SU22. For further details contact either **John** or **Sue** on (01522) 525760.

September 7: The Bristol Radio & Computer Rally is to be held at Brunel Centre, Temple Meads Station, Bristol. Doors open at 10.30am to 4pm (disabled visitors 10.15am). Admission is £1. There will be a large Bring & Buy, under £30 Bring & Buy, refreshments, 100+ tables, (table hire at £15 each). **Muriel Baker G4YZR, 62 Court Farm Road, Whitchurch, Bristol BS14 0EG** or 'phone on (01275) 834282 (24hr answerphone).

September 14: The BARTG will be holding their rally at Sandown Park Racecourse, Esher, Surrey. BARTG '97 will follow the proven and popular format of previous BARTG rallies, however, there is one major difference - this is DataStream '97 - a series of lectures covering various aspects of data comms in amateur radio. General enquiries from **Ian Brothwell G4EAN, 56 Arnot Hill Road, Arnold, Nottingham NG5 6LQ, Tel: 0115-926 2360**.

September 21: The Peterborough Radio & Electronics Society East of England Rally will be held at the Peterborough Showground, easy access from A1, A605, A47. There will be trade stands, radio car boot plus other local attractions, acres of free parking, catering and bar, etc. Doors open 10.30am, (10am for disabled visitors). Admission £1.50. Talk-in on S22 via G3DQW. For booking details contact **Ted G0REM** on (01733) 766471, QTHR, **tmelnyczuk@compuserve.com** or for rally enquiries contact **Vince G8NGZ** on (01733) 331211, QTHR, **G8NGZ@compuserve.com**

*Practical Wireless & SWM in attendance

If you're travelling a long distance to a rally, it could be worth phoning the contact number to check all is well, before setting off.

The Editorial staff of *PW* cannot be held responsible for information on Rallies, as this is supplied by the organisers and is published in good faith as a service to readers.

If you have any queries about a particular event, please contact the organisers direct.

Editor

Amateur Radio Communications Ltd

38 Bridge Street, Earlestown, Newton-le-Willows, Merseyside WA12 9BA

OPEN Tue-Sat
10am-5pm
FREE PARKING

Wouldn't you rather buy from a company who have been in business for over 13 years, priding themselves in carrying the largest stock of both new and secondhand equipment in the North of England. We are authorised dealers of all the brand names that we stock with the added prestige of being an Authorised Service Centre for **KENWOOD, ICOM, ALINCO** and **YAESU**.

When you buy from us you have complete peace of mind!

HF TRANSCEIVERS

ICOM IC-706
THE BEST SELLING
HF MOBILE EVER!
BUY NOW WHILST YOU STILL CAN - ONLY A
COUPLE LEFT! £995 RRP.
PHONE FOR ARC SPECIAL PRICE

IT'S ARRIVED... THE ICOM IC-706MKII
New enhanced version incorporating many additional features, if you're looking for a rig you can't live without, your search has ended.
PHONE NOW FOR DETAILS. £1195 RRP.
ARC PRICE £1049 cash/cheque.

KENWOOD TS-570D

Kenwood have produced a superior replacement to the TS-450 using 16 bit DSP technology to cut out interference and produce excellent signal processing.

£1499.95 RRP. AVAILABLE ON INTEREST FREE FINANCE. Deposit £499.95. 12 x £83.33 monthly repayments. ZERO APR.

ICOM IC-756

The perfect HF-6m all mode transceiver for hams who enjoy chasing rare DX's. Full of functions designed to give you the edge! It is an impressive listening radio, sure to be another ICOM winner.
PHONE NOW FOR OUR CASH PRICE!

VHF/UHF MOBILES

ALINCO DR-605

Compact dualband receiver.

★ 2m & 70cm 50W/35W
★ 100 memories
★ Full duplex ★ CTSS encoder fitted.
£399.95 RRP

KENWOOD TM-V7E

The appearance of this new dualband mobile from Kenwood tells you it is different from the rest, as Leighton Smart said in his review in the March PW "Kenwood have yet again come up with another 'gem' in the shape of the TM-V7E".
£649.00 RRP
ASK FOR CASH PRICE

NEW ON THE MARKET

ICOM IC-207H

Dualband features at a single band price! 9600 packet operation.
PHONE FOR MORE INFORMATION. £439 RRP

ARC PRICE £389 cash/cheque

USE YOUR CREDIT CARD FOR SAME DAY DISPATCH

VHF/UHF HANDHELDS

ICOM T-7E

Superb dualband handie plus CTCSS. Complete with nicads and charger.
RRP £329.00.

CASH PRICE £299.00

ALINCO DJ-S41C

70cms handie. Ideal little handie for the novice licensee, it's easy to use and at an affordable price.

£129.95 RRP

ALINCO DJ-G5

A superb twin band handie that comes complete with nicads and charger. Just take a look at its features:-

- Up to 5W RF output
- 100 memories
- Over air cloning
- Cross band repeater function
- Spectrum channel display
- Extended receive.

£299.95 RRP

HP AVAILABLE UP TO 3 YEARS REPAYMENT PERIOD

ACCESSORIES

POWER SUPPLIES

Watson
W-5A **£29.95**
W-10A **£49.95**
W-20A **£89.95**

Manson
EP-925 30 amp **£99.95**

DRAE
24amp PSU **£119.95**

Masts

Extends to 36'6" **£51.00**

Extends to 27'6" **£45.00**

Extends to 17'6" **£34.00**

D/Band mobile antennas from **£21.95**

D/Band verticals from **£39.95**

Magmounts **£16.95**

Duplexers **£26.95**

HF mobile antenna **£49.95**

(WHAT YOU WANT WE HAVE OR CAN GET!)

Packet terminals

PK-232MBX **£319.95**

TNC-2M 9K6 boxed **£179.00**

KAM plus **£395.00**

DSP-232

Including FREE Windows software worth £79.00. The latest all mode DSP driven TNC from AEA.

SPECIAL OFFER PRICE

£465.00 cash/cheq



Tel: 01925 229881/Fax: 01925 229882



C.M. HOWES COMMUNICATIONS

www.howes-comms.demon.co.uk

Mail Order to: Eydon, Daventry, Northants. NN11 3PT
01327 260178

A Great QRP Station: £99.⁹⁰!

TX2000 Transmitter Kit

5W CW RF output (adjustable) on 160 to 20M bands, about 1W on 10M. Operates on a single band at a time with plug-in band filters. 13.8V DC.

TX2000 Kit: £24.90 (with one band filter). Optional band filter kits: £6.90 each. HA23R hardware pack (pictured top left): £16.90.

DC2000 Receiver Kit

Great for the beginner as well as the experienced QRP'er. 1.2W AF

DC2000 Kit: £22.90 (with one band module). Optional band module kits: £7.90 each. HA22R hardware (pictured left): £18.90.

LM2000 Linking Module

Fits in receiver to link to transmitter. Side-tone, muting, IRT, CW filter. Kit: £16.30

Total for all standard items above: £99.90 - that's QRP!



Multiband SSB Receiver

DXR20. Covers SSB and CW on 20, 40 & 80M bands as standard. You can add any other SW band with optional plug-in band modules (same type as DC2000). Versatile and popular with great performance!

DXR20 Kit: £39.90. DCS2 "S meter" Kit: £10.90. HA20R hardware pack: £28.90

Enjoy your radio more with great projects from HOWES!

ACCESSORY KITS

AP3	Automatic Speech Processor	£16.80	DFD4	Add-on Digital Readout for superhets	£49.90
ASL5	SSB and CW AF external filter	£15.90	DFD5	Digital Frequency Counter/Readout	£54.90
CM2	Quality Electret Mic with VOGAD	£13.50	SPA4	Scanner Preamp. 4 to 1300MHz	£15.90
CSL4	Internal SSB & CW Filter for our RXs	£10.50	ST2	Morse Side-tone/Practice Oscillator	£9.80
DC52	"S Meter" for direct conversion RXs	£10.90	SWB30	SWR/Power Indicator, 30W 1-200MHz	£13.90
CBA2	Counter Buffer (fit to Rx to feed DFD5)	£5.90	XM1	Crystal Calibrator, 8 intervals + ident	£16.90

(Please enquire about hardware packs to suit the above kits - there is not enough space to list them here)

The famous HOWES Active Antenna Kits

AA2. Covers 150kHz to 30MHz. The neat compact answer for those with limited space.
Kit: £8.90 Assembled PCB module: £14.90

AA4. Covers 25 to 1300MHz. Broad-band performance in a neat, compact package.
Kit: £19.90 Assembled PCB modules: £28.90

AB118. Optimised for long distance reception on 118 to 137MHz air-band.
Kit: £18.80 Assembled PCB modules: £27.90

MB156. 156 to 162MHz marine band active antenna system (the brother of AB118!)
Kit: £18.50 Assembled PCB modules: £27.60



Top Value Receiving ATUs (30 & 150W TX models also available)

CTU8. Covers 500kHz to 30MHz. Matches antenna impedance and helps reduce spurious signals and interference with extra front-end filtering for the receiver. S0239 sockets.

Factory Built: £49.90. Kit (including case and all hardware): £29.90.

CTU9. As CTU8 plus balun, bypass switch and terminal posts. The fully featured Rx ATU!

Factory Built: £69.90. CTU9 Kit (including case and all hardware): £39.90.

Please add £4.00 P&P, or £1.50 P&P for electronics kits without hardware.

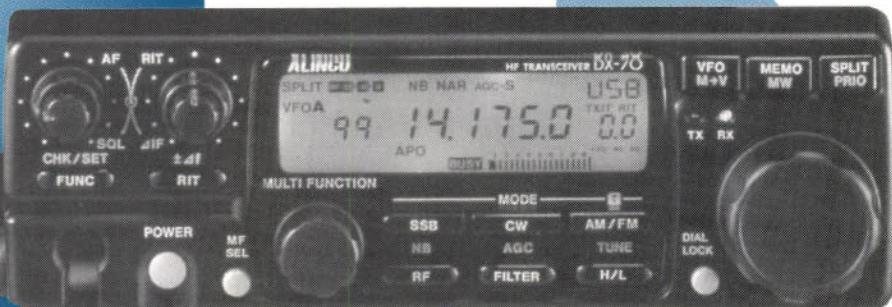

HOWES KITS contain good quality printed circuit boards with screen printed parts locations, full, clear instructions and all board mounted components. Sales, constructional and technical advice are available by phone during office hours. Please send an SAE for our free catalogue and specific product data sheets, or you can browse this information on our Internet Website (address at top). UK delivery is normally within seven days.

73 from Dave G4KQH, Technical Manager.

A superb compact, all mode 100W transceiver covering all HF bands plus 6 metres. Excellent receiver with narrow filters fitted as standard.

- All HF Bands 100W output
- 50MHz 100W output
- General coverage receiver
- Removable front panel
- Receiver pre-amp
- Filters fitted as standard
- Superb TX audio and RX
- Good RX sensitivity
- Full break in on CW
- Speech compressor
- 100 memory channels
- All modes: USB, LSB, CW, AM, FM
- All mode squelch
- Noise blanker • Scan facilities
- Quick offset for DX pile-ups
- IF shift control
- Separate antenna sockets for HF+ 6 Meters

High Power 100W 6 m +
100W HF Transceiver
new!
DX-70 TH



£775.00

DX-70T 100W HF + 10W 6 mtr Transceiver

Alinco's 10W on 6mtrs version of the DX-70 TH above.

Narrow receive filters and CTCSS fitted as standard.

Unbeatable value for money!

£695.00

new!


only 56W x 94H x 10.6Dmm



weighs only
75g!



actual size!



DJ-C1 144MHz
DJ-C4 430MHz

A wafer thin pair of transceivers that slip into a shirt or coat top pocket. DJ-C1 features Airband receive coverage.

- 300mW RF output
- Extended receive coverage
- Supplied c/w earphone
- Repeater offsets

£189.95

ALINCO

AT A STAR DEALER NEAR YOU!



DR-M06 6 Meter Mobile

6M FM mobile - 50-54MHz.

Get on six meters now!!! 10W of FM - ideal for either Simplex or repeater working. A simple to operate mobile and includes CTCSS tones.

- 100 memories
- CTCSS encoder
- Time-out-timer
- Output 10W


£249.95

DJ-G5 Dual Band Handheld

A brilliant twin band handheld that does everything including spectrum display of adjacent channels. The receiver has a superb front end that does not suffer with breakthrough like other handhelds and has CTCSS/DTMF built in as standard.

- Spectrum channel display
- Optional extended receive including Airband
 - 108-173.995MHz
 - 400-511.995MHz
 - 800-999.990MHz
- Full VHF/UHF Duplex
- Over air cloning
- Cross band repeat
- Up to 5W RF output
- 100 memories

£299.95



**SUPPLIED WITH
FREE
VICAD & CHARGER**

ALINCO Star dealers ★★★★★ ALINCO Star dealers ★★★★★ ALINCO Star dealers ★★★★★

HAYDON Communications
London Branch

• 132 High St • Edgware
• Middlesex • HA8 7EL
0181 951 5781/2

West Midlands Branch
01384 481681

A.R.C. Liverpool

• 38 Bridge Street
• Earlestown
• Newton le Willows
• Merseyside • WA12 9BA

019252 29881

The Shortwave Shop

• 18 Fairmile Rd
• Christchurch
• Dorset • BH23 2LJ

01202 490099

SRP RADIO Centre

• 1686 Bristol Road
South • Rednal
• Birmingham
• B45 9TZ

0121 460 1581

JAYCEE Electronics Ltd

• 20 Woodside Way
• Glenrothes
• Fife • Scotland
• KY7 5DF

01592 756962

MARTIN LYNCH and SON

• 140-142
Northfield Avenue
• Ealing • London
• W13 9SB

0181 566 1120

SOUTH MIDLANDS Communications Ltd

• S M House • School
Close • Chandlers Ford
Industrial Estate
• Eastleigh
• Hampshire • SO5 3BY

01703 251549

SUNRISE ELECTRONICS

• 229 Tottenham
Court Road
• London W1P 9AE

0171-637 3727

The dealers listed in the advert have the full support and backup of the Alinco factory for spares and after sales service. . . .

144MHz mobiles



Features optional Wideband Rx to cover Airband, PMR, Marine etc

118 - 135.995MHz (AM)
136 - 173.995MHz (FM)

DR-140 2 Meter Mobile

A no nonsense rugged 50W 144MHz mobile transceiver that's easy to use on the move and comes with CTCSS as standard

- 51 memories
- 50W FM output
- CTCSS encoder

£249.95



DR-150 2 Meter Mobile

A full featured 50W 144MHz FM mobile radio that's crammed full of extras. The DR-150 takes mobile radios into the 21st century!

- Optional extended receive AM/FM 135MHz-950MHz with gaps
- Channel Scope
- CTCSS encoder
- 100 memories
- On air cloning

£279.95

70cms mobile



DR-430 70cms Mobile

A 70cms version of the DR-140 above. 35W RF output.

- 20 memories (expandable to 100)
- 35W FM output
- CTCSS encoder
- Electronic squelch

£259.95

Antenna tuners

EDX-2 Automatic Random Wire Antenna Tuner

Quickly matches random wire antennas, mobile whips, verticals, inverted Ls. Wired for DX70 - but can be used with most HF Transceivers.



FREQUENCY RANGE 3.5MHz - 30MHz (with over 3m element)
1.6MHz - 30MHz (with over 12m element)

INPUT POWER (Max) 200W P.E.P.

£289.95



EDX-1 HF Antenna Tuner

The EDX-1 is a coaxial tuner with built in Power and SWR meters. The ATU is rated at 120W and covers 160-10 meters including WARC bands

£159.95

new antennas from ALINCO



HFM-1 HF stainless steel mobile£59.95

2.7 mtrs, covers 3.5 - 30MHz 150W (when used with EDX-2 auto ATU)

VH5Jr HF multi band vertical£265

Covers 80/40/20/15/10 mtrs, 500W

VC-6 6 metre V Dipole£69.95

Covers 50 - 54MHz, 300W

GP-150 144MHz Base Antenna£59.95

5/8 λ ground plane, covers 134 - 174MHz, 6.29dB, 100W

HF Transceivers



DX-701 HF SSB Transceiver

- RX: 0.5 - 30MHz
- TX: Prog Ham bands 1.6 - 30MHz
- 101 memory channels
- 100W output
- SSB, AM and optional CW
- Noise blanker & squelch inc.

A new channelised only HF Transceiver at an affordable price. Easy to use mobile on your favourite Net channels. With RIT control ± 1.5kHz.

£499.00

Dual Band mobiles



DR-610 Twin Band Mobile

- Range: 136 - 174/420 - 470MHz FM
- Channel Scope
- Full duplex
- CTCSS encoder standard
- AM Airband RX
- VHF 50W/UHF 35W max
- 120 memories

£525.00



DR-605 Dual Band Mobile

Easy to use twin band mobile transceiver that delivers both high power and performance with user friendly features.

- 50W (2m) - 35W (70cms)
- 100 memories
- Full Duplex
- CTCSS encoder fitted

£399.95

exclusive UK distributors


NEVADA

01705 662145

189 London Road • North End • Portsmouth • PO2 9AE

ALINCO Star Dealer Network promises

- Guaranteed prices
- Latest models
- Full back-up
- Expert advice



new

Micro sized handhelds

- 20 memories
- 340mW output option
- Repeater shift
- Scan function

DJ-S11C 144MHz

VHF Handheld **£99.95**

DJ-S41C 70cms

UHF Handheld **£129.95**



DJ-190E

Low Cost Handheld

A powerful super slim 2mtr handheld with a huge easy to read display.

- Up to 5W RF output (with optional EBP-36N battery pack)
- 40 memory channels
- CTCSS tone encoder fitted
- Battery save function
- Scan function
- Time out timer setting

£149.95

DJ-191

2 Meter Handheld

A new slim line 2 meter handheld that's easy to use and has an enormous clear display.

- Up to 5W output (with 9.6V NiCad pack)
- 40 memories channels
- Cloning capable
- CTCSS encoder
- DTMF fitted
- Battery save facility
- Scan functions
- Time out timer

£169.95

ALINCO Star dealers ★★★★★ ALINCO Star dealers ★★★★★ ALINCO Star dealers ★★★★★

REG WARD & Co

- 1 Western Parade
- West Street
- Axminster • Devon
- EX13 5NY

01297 34918

ARE Communications

- 6 Royal Parade
- Hanger Lane
- Ealing • London
- W5A 1ET

0181 997 4476

PHOTO ACOUSTICS

- 58 High Street
- Newport Pagnell
- Buckinghamshire
- MK16 8AQ

01908 610625

ASK Electronics

- 248 Tottenham Court Road
- London
- W1P 9AD

0171 637 0353

FOTO VIDEO

- 15 Edgware Road
- London
- W2P 2JE

0171 724 2103

The Northern SHORTWAVE Centre

- Blackdyke Road
- Kingstown Industrial Estate • Carlisle
- CA3 0PJ

01228 590011

TYRONE Amateur Electronics

- 44 High Street
- Omagh • Co Tyrone
- N. Ireland • BT78 1BP

01662 242043

NEVADA

- 189 London Road
- North End
- Portsmouth
- Hampshire • PO2 9AE

01705 662145

If in doubt call NEVADA for details of your nearest ALINCO AUTHORISED DEALER

Zoë says:
"keep the News and
those Club
magazines coming!"

CLUB Spotlight

Compiled by Zoë Crabb

Recent Approval For Scouts

Torfaen Scouts ARC (GW0UKT), located in Cwmbran, Gwent, have recently received approval from the City & Guilds of London Institute to conduct the Novice Radio Amateurs' Examination (NRAE) and Radio Amateurs' Examination (RAE). The radio club holds regular Novice Training Courses and RAE classes, as well as Morse practice.

Membership to the club is open to anyone interested in the hobby and not just members of the Scout Association. One of the aims of the club is to encourage young members of the community into the hobby, and the links with Scouting help provide the ideal opportunity.

Many of the club's outdoor activities are held at various Scouting events. Also, the club station is regularly used for Jamboree

On The Air (JOTA) and Thinking Day On The Air (TDOTA).

Adult members (licensed and non-licensed) are needed to help develop the aims of the club and to maintain the standard that the founder members have established. All enquiries are welcome and can be made to the Club Secretary **Richard GW0VAW**, QTHR on (01633) 483277 or E-mail: 106177.253@compuserve.com

Diary Date

The **Royal Naval Amateur Radio Society Radio Rally** (RNARS) is being held this year on **Saturday 21 June**. Last year, over 2000 members of the Amateur Radio fraternity visited the RNARS mobile rally.

Joined by some 4000 members of the general public who had come to enjoy a spectacular day out in HMS *Collingwood* (the RN Communications & Radio School), they also had the

opportunity to watch some top military display teams and bands, visit the fun fair and sideshows. In other words, plenty of fun for everyone on the day.

The rally this year, on the above date, will have a similar format - plenty of action for all the family, including a free fall parachute team jump, the Hampshire Police Motor Cycle display team, plus all the usual radio rally features. The Radio & Communications museum will also be open throughout the afternoon.

Transport will be provided from the main car parking area for equipment to be moved across to the Bring & Buy stand. The day is dedicated to enjoying action packed events in the arena, browsing around the radio stands and catching up with the latest on the equipment front and maybe buying that new or second-hand piece of equipment.

The radio rally has been increased in size this year to give everyone more room to

view, buy, chat, drink, eat and move around. The traders will be able to have access from Friday pm and the public will be admitted from 1030 to 1730 on the Saturday.

For further information, traders please contact **Alan Owen G4POW** on (01705) 353404 or **Mike Matthews G3JFF** on (01705) 365503.

Irish Celebrations

The **Irish Air Corps** is celebrating its 75th anniversary this year. As part of these celebrations, the Signals Amateur Radio Club, EI2V, will be activated.

The Air Corps will be hosting an Air show for all Defence Force personnel from **Friday 4 July** until **Sunday 6 July 1997**. This will be located at Casement Aerodrome, South west of Dublin City.

During this weekend, the club station will be on air throughout the h.f. bands (s.s.b. and c.w.). One of the aims is to contact as many

foreign Air Force radio clubs as possible. The club would also like check-in calls from all Air Force/Military radio clubs over this weekend.

Operation on s.s.b. will be centred around the following frequencies: 7.055 and 14.275. Whilst c.w. operation will be centred around 3.560, 7.020, 14.020 and 21.020MHz.

Braintree & DARS

The **Braintree & District Amateur Radio Society** meet every 1st and 3rd Monday of the month at **The Clubhouse, Braintree Hockey Club, Church Street, Bocking**. Doors open from 7.30pm for an 8pm start to the meeting.


Prior to 8pm, and during the refreshments break, members have the opportunity to sell or exchange equipment, etc. Meetings normally finish at 10.30pm.

The club membership fee is £12.50 annually. Senior

News From Norway

'Club Spotlight' really does reach out to interesting places, and to prove the point...I've just received an interesting letter from **Norleif Bjørneseth LA9FG**. Norleif who teaches at the Ørsta vidaregåande skule in Ørsta, mid-way between Bergen and Trondheim, has written in to say how much Form EL1A have enjoyed 'Carrying On The Practical Way' by the **Rev. George Dobbs G3RJV**.

Norleif writes that "In the December edition of G3RJV's series he provided an article on how to build a simple regenerative receiver. Our group is made up from boys aged between 16 and 18 who are in the first year class studying electronic subjects at the Ørsta College found it to be very useful. This is because



'Carrying On The Practical Way' - that's the lesson learned by Form EL1A of Ørsta vidaregåande skule in Norway who pictured with their teacher **Norleif LA9FG** (second from right). The other 'essential ingredient' was **Inger Rotvatn** (Form EL1A's English teacher) and as she missed the photo-call was of course marked absent!

during week 11 of the 1997 academic year all our students had to carry out a project in our main subject, but involving other subjects if possible.

My class chose to combine English and electronics".

With the letter, came a short report from the boys in Class EL1A:

"Our teacher in electronics, Norleif Bjørneseth who holds the callsign LA9FG is a regular PW reader. He showed us the article by G3RJV and the project began by the translation of the article into Norwegian. This was done under the guidance of our English teacher **Inger Rotevatn** before we actually built the radio.

We divided the class into groups and built the h.f. and l.f. sections on printed circuit boards. After a few problems we got good results and in the evening we picked up several European stations - using a 30m long wire antenna. Thank you for providing us with the inspiration and Form EL1A sends greetings to everyone at PW and of course G3RJV"

And from 'Club Spotlight' and PW, we wish everyone in Form EL1A success in the future.

The Spotlight's On Again!

Yes, it's true, this is the 2nd year of the Spotlight Trophy, awarded to the Radio Club magazine of the year by *Practical Wireless* and Kenwood (UK). Last year, the Hoddesdon Club won, but who will have their club name engraved on the cup this year?

How did it all start I hear you ask? Well, David Barlow G3PLE, a retired Marketing professional and former member of the Birmingham Press Club, who now lives in Cornwall, wrote to Rob Mannion G3XFD, Editor of *PW*, and myself, suggesting a special trophy for the best radio club magazine or newsletter.

Both Rob and I thought David's idea was an excellent way of encouraging the often (hard-pressed) magazine and newsletter editors. David Wilkins G5HY of Kenwood (UK) thought so too! So, a new competition was borne!

So, let's see your magazine, whether it be weekly, fortnightly or monthly, glossy, duplicated A4, PC produced or whatever. They're all of interest and yours could win!

To enter your club magazine for the award, all you have to do is to send in two of your most recent club magazines and details of how they're published to the *PW* Editorial Offices. Most importantly, remember to mark your envelope 'Spotlight Club Magazine Competition'.

The panel of judges (as last year) are: Dave Wilkins G5HY, myself, (Zoë Crabb), Jim Bacon G3YLA, David Barlow G3PLE and last, but certainly not least, Rob Mannion G3XFD. We're all looking forward to receiving and reading your club magazines, and as we want to receive more than last year's ten entries, you'd best get busy, the spotlight's now on!

Closing date is July 25th - so hurry!

Zoë

(retirement age) and junior (under 18) members pay a reduced club subscription of £6.25.

Door fees are payable per meeting. Rates are 60p for members, 30p for junior and senior members and 80p for visitors. However, fees for visitors under 18 years old and in full time education are 40p only.

A club Net is operated on 2m (144MHz) on the 2nd and 4th Mondays (excluding Bank Holidays) under the callsigns G6BRH and G4JXG. The Net commences at 2000 clocktime on S15 - 145.375MHz, unless QRM.

The club produces a magazine *BARSCOM*, which is issued free to members, usually at the first meeting of the month. Members unable to attend club meetings should lodge s.a.e.s with the Editor for their copy.

Find out more about the club's activities from **John Button G1WQQ** (Secretary) on (01787) 460947.

Lagan Valley's Rally

The **Lagan Valley Amateur Radio Society** (LVARS) held its annual rally on 22 March this year at the Lagan Valley Hospital Recreation Room with the usual traders, Bring & Buy, bookstall and refreshments. Numbers through the doors were up on last year showing that interest in Amateur Radio is alive and well in Northern Ireland.

The President of the RSGB, Ian Kyle G18AYZ (and a member of the club) made a presentation to QSL Manager **Edward Barr**, who does sterling work for amateurs. (The society would like to express their pleasure to acknowledge his contribution. Often, some of these services are taken for granted).

Club events during the year were talks on air traffic control, expeditions to Antarctica, astronomy and coming shortly is a talk by a Bangor member on his yachting adventure crossing the Atlantic!

However, perhaps the highlight of the year was the joint Irish Radio Transmitters Society (IRTS) and RSGB 'Shannon-Erne Armada'. Nine boats crewed by operators from clubs all over Ireland sailed along the Shannon and Upper Lough Erne activating many rare WAB and WAI squares.

A total of 273 contacts were made by LVARS and the 'crack' was powerful. Crew members were **David G14SNA**, **Norman G14SZP**, **Victor G14LKG**, **Ed G11GKI**, **Seamus G14RKC**, **Ray G14NFH**, **Peter s.w.l.** and **Ron G14NTO**.

Further information can be obtained from **Ron G14NTO** on (01846) 601941 or E-mail at Pat.Ron@virgin.net

The President of the RSGB, Ian Kyle G18AYZ, making a presentation to QSL Manager Edward Barr G17FFF.

(l to r) Ray G14NFH, Seamus G14RKC, David G14SNA and Ron G14NTO.



Don't forget to send in two of your most recent club magazines to me, to be entered into the Spotlight Club Magazine Competition. Closing date is 25 July 1997, so you'd better get a move on!

Club Reminders

The **Blackmore Vale Amateur Radio Society** meet on the 2nd and 4th Tuesday of every month at Shaftesbury Upper School, Shaftesbury, Dorset. Newcomers and visitors are always welcomed. More information from **Stuart Ruffell G7JIF** on (01747) 838554.

Members of the **Bromley & District Amateur Radio Society** hold their meetings at 7.30 for 8pm at The Victory Social Club, Keston Gardens, Hayes, Kent. Further details from **Alan Messenger G0TLK** on 0181-777 0420.

Meetings are held at 8pm at the Lickey End Social Club, Alcester Road, Burcot, Bromsgrove on the 2nd and 4th Tuesday of the month for the **Bromsgrove Amateur Radio Society**. Contact **Barry Taylor G0TPG** on (01527) 542266 for more information.

All meetings are on Wednesday evenings at 7.30pm for the **Derby & District Amateur Radio Society**. Meeting place is in the Clubroom, located at 119 Green Lane Derby. Information regarding the Society can be obtained from **Martin Shadlow G8SZJ** on (01332) 556875.

The **Dunstable Downs Radio Club** meet every Friday (except Bank Holidays) at 8pm at Chews House, High Street South (A5), Dunstable, Bedfordshire. Visitors and new members are always welcome, so, drop in or call **Paul G7TSJ** on (01582) 861936 to find out more.

Members of the **Hoddesdon Radio Club** hold their meetings in the Conservative Club, Rye Road, Hoddesdon on alternate Thursdays at 8pm, unless otherwise stated. Contact **Don G3JNJ** on 0181-292 3678 for further information.

Meetings are held on the 1st and 4th Tuesday of the month at 7.30pm for the **Hordean & District Amateur Radio Club** at Lovedean Village Hall, Lovedean Lane, Lovedean, Hants. Visitors are welcome to any meeting. Contact **Stuart Swain G0FYX** on (01705) 472846 to find out more.

The **Horsham Amateur Radio Club** meet at the Guide Hall, Denne Road, Horsham, West Sussex. Further information from **Miss M. Dixon G7EYL** on 0181-686 5701.

Meetings are held at 8.30pm every Tuesday at the Churchill Club, Church Road, Wavertree, Liverpool for the **Liverpool & District Amateur Radio Society**. Details of forthcoming events, etc., can be obtained from **Ian G4WWX** on 0151-722 1178.

Members of the **Mid-Warwickshire Amateur Radio Society** hold their meetings on the 2nd and 4th Tuesdays in the month at 61 Embscot Road, Warwick, at 8pm. Contact **Don** on (01926) 424465 for more information.

The **Mansfield Amateur Radio Society** hold their club meetings on the 2nd Monday of each month at the Polish Catholic Club, Windmill Lane, off Woodhouse Road, Mansfield, Notts. at 7.30 for 8pm. **David Post G0RDP** on (01623) 631931 is the person to contact to find out more.

Members of the **Sheffield & District Amateur Radio Society** meet at St Michael's Hall, Arnpoll Road, Sheffield on Thursday evenings (by the chip shop). Formal meetings start at 8pm and Morse code practice is from 7.30pm. For more details contact **Derek Clarkson G4RLP** on (01462) 851722.

The **Southend & District Radio Society** meet every Thursday evening at the Venture Scout Centre, 191 Eastern Avenue, Southend-on-Sea, from 8pm. For further details ring **Alan G0TTM** on (01268) 741229.

Members of the **Stourbridge & District Amateur Radio Society** meet on the 1st and 3rd Monday of the month at The Robin Woods Centre, Scots Road entrance, off Enville Street, Stourbridge. All meetings begin promptly at 8pm. Find out more from **Gordon Bryant G0TZY** (Hon. Sec.) on (01384) 395206.

Meetings are held at the RAF Association HQ, New Kent Road, St Albans for the **Verulam Amateur Radio Club**. Contact **Walter Craine** on (01923) 262180 for more details.

The **Yeovil Amateur Radio Club** meet every Thursday at 7.30pm at The Red Cross Centre, 72 Grove Avenue, Yeovil, Somerset. Contact **Malcolm Sadler** on (01460) 54657 for more details on the club's activities.

SUNRISE ELECTRONICS

CENTRAL LONDON'S ONE-STOP COMMUNICATIONS CENTRE

229 TOTTENHAM COURT ROAD, LONDON W1P 9AE



MAIL ORDER HOTLINE

Fax: 0171 - 637 3728

0171-637 3727

Free
case +
training
video

For best
prices on
all GPS
call us
now!

MAGELLAN GPS

GPS-2000 XL	£159.00
GPS-3000 (save £70) ..	£159.00
GPS-3000 XL	£189.00
GPS-4000 XL	£219.00
MERIDIAN XL	£239.00
TRAILBLAZER	£279.00
NAV DLX10	£459.00
SKYBLAZER	£POA

Full range of Magellan GPS in stock (new only).

- ★ Discount for Scouts
- ★ Discount for clubs & institutes

GARMIN GPS

GPS-38	£135.00
GPS-45XL	£219.00
GPS-12 XL	£219.00
GPS-II	£189.00
GPS-II plus	£219.00
GPS-75	£299.00
GPS-89	£349.00
GPS-90	£459.00
GPS-120	£289.00
GPS-MAP 130	£619.00
GPS-MAP 175	£619.00
GPS-MAP 210	£884.00
GPS-MAP 220	£1188.00

ALL ACCESSORIES FOR MAGELLAN & GARMIN GPS IN STOCK

- Power data cable ● PC kits ● Marine antenna ● Mounting brackets ● Training video
- Car adaptor ● Extension antennas ● Car antennas ● Software for PC available

SCANNERS/TRANSCIVERS

Stockists of Kenwood, Yaesu, Alinco, Yupiteru and AOR. Call us now for further information.

AOR-8000

All mode scanner
500kHz-1900MHz.
PC compatible.

£300

YUPITERU

MVT-7100
0.1kHz-1650MHz.
One of the best.

£250

WELZ

WS-1000E
Smallest scanner
in stock. 500kHz-
1300MHz.

£300

YUPITERU

VT-125
108MHz - 142MHz

£169

YUPITERU

MVT-9000
Air - Sea - Land.

£399

ALINCO

DJ-S41
UHF Transceiver.
Compact size.

£119

YAESU

FT-50R
VHF/UHF dual
bander.

£249

ICOM

IC-T7E
70 memories dual
bander

£285

KENWOOD

TH-22E
VHF 144MHz hand
held.

£230

KENWOOD

TH-28
2m hand held. Very
compact trans'.

£280

ALINCO

DJ-190E
2m hand held
trans' with charger.

£149

Price match promise

We will match any other
genuine advertised price!

NIGHTVISION

PRICES FROM £199.00



Moonlight NV-100

with illuminator. Tremendous
night vision performance at
an economical price. ~~£349.00~~

£299.00



Moonlight Mini

Sleek, miniaturised design -
only 5.5" long. ~~£269.00~~

£259.00

SECOND GENERATION

PRICES FROM £699.00



ITT QUEST 100£699.00

ITT QUEST 150£899.00

ITT QUEST 250£1699.00

NEW ITT QUEST 300£POA


(VIDEO CAMERA ADAPTABLE)

NEXT DAY DELIVERY AVAILABLE. QUANTITY DISCOUNTS AVAILABLE. EXPORT ENQUIRIES WELCOME.
TRADE CUSTOMERS CALL FOR BEST PRICES. ALL PRICES SHOWN INCLUDE VAT.



RADIO

DISCOVER THE BASICS



By Rob Mannion G3XFD

This month Rob G3XFD is 'back on course' after discussing a useful source of components last time. This time he's explaining the basics of generating electricity by chemical means and if you've got yourself a test meter you can join in!

Heading Pic: A lemon and a battery despite being obviously different can both be used to generate electricity!

Fig. 1: Controlled corrosion is the basic principle behind the primary cell (see text).

Fig. 2: Cross section of a simple 1.5V dry cell.

Fig. 3: Making a simple cell is easy, all you need is an acidic fruit, a sliver of p.c.b. laminate and a galvanised nail (see text).

In the March issue of *PW*, I discussed the basics of electron flow, and provided some comparisons using the 'pipe and tennis ball' analogy. This time I'm pressing on ahead to start explaining - in simple terms - the methods used to generate electron flow which are open to the every day radio enthusiast.

Basically speaking, the methods that can be **practically used** by the enthusiast include solar (from the sun via solar panels), chemical (via groups of cells forming batteries), heat (via thermocouples) and from mechanically rotating sources ('generators' either in the form of alternators or 'dynamos').

And by far the simplest - but certainly not the safest (if you use corrosive acids as the pioneers had to) is the primary cell. So, let's take a look at a modern method of reproducing the same effects **SAFELY** to create a primary cell.

The Primary Cell

The basic principle behind the primary cell is simple - it's controlled corrosion, **Fig. 1**. The necessary electrons are provided by immersing a metal in a corrosive fluid (usually a fairly strong solution of acid) and the metal dissolves fairly rapidly and in doing so many electrons are literally liberated by being 'torn' from their established 'orbits' (see page 18 March issue) or are moved so as to effect others (see Fig. 2 March issue).

Unfortunately, 'primary cells' have distinct disadvantages. Firstly they use dangerous chemicals (**do not** on any account try to re-create the idea using acids. They can cause extremely serious burns!) and secondly they 'polarise'.

Polarisation is caused by the very same action which is dissolving the metal. As it dissolves, the metal and acid act together to form gases (the gases formed depend on the metals and corrosives used). And microscopic layers of the gas bubbles then build up on the electrodes in the battery

(particularly on the + (positive) plate) and eventually cause a complete cessation of electron flow.

If the gas bubbles are removed, the electron flow could start again, only to stop again when the gas builds up once more. It's a problem that we have to live with basic 'batteries' and is the reason why 'dry batteries' (as used in torch or cassette player), particularly the basic (cheapest) 1.5V cell, 'seemingly 'recover' after a 'resting period'.

In the simple 1.5V volts cell, **Fig. 2**, only a very small layer of chemical, provides the 'dissolving action'. Much of the rest of the cell is filled with a compound which is there to absorb the gas produced as the metal providing the electrons is dissolved.

Making A Simple Cell

Fortunately, making a simple cell can be both safe, easy and amusing. All you need is a lemon or an orange, **Fig. 3**, (any acidic fruit will do, but the best results are obtained by using citrus fruits), a small sliver of copper printed circuit board laminate and a piece of zinc.

Copper washers can be an alternative for the p.c.b. material. If you cannot obtain a small piece of zinc, a galvanised nail will do (it's covered with zinc as a result of the 'Galvanising' action).

Now carefully pierce one end of the fruit with the copper electrode and place the other electrode (the nail) at the other end of the fruit. Connect the test probes of your test meter (you have bought one haven't you?), having previously set it to read the lowest current setting (probably, depending on the meter - around 5 milliamperes (mA) full scale deflection).

Once you have established that current is flowing, you should check the voltage and polarity (which end is negative and which end is positive). Next, try moving the electrodes about, and you'll find that the 'primary cell' output will vary. You may generate enough current to light a 1.5V bulb, but it will soon grow dim as the gas bubbles build up on the positive electrode.

The fruit may even get quite warm (especially if it's a fresh lemon!) as the

chemical reaction takes place. But eventually the battery will stop working as the heat produced (even if it's only slightly warm to the touch) dries the lemon out.

So, there you have it - a simple cell. And you can even power a simple radio with such a supply. But whatever you do - don't try placing any acid fruit inside a radio receiver. Fruit acid can do a lot of damage inside a radio. (To check what I've said...squeeze a drop of lemon juice onto a piece of p.c.b. (copper side up) and see what happens in a few days!

Magnets & Electrons

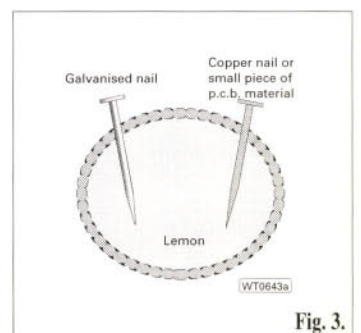

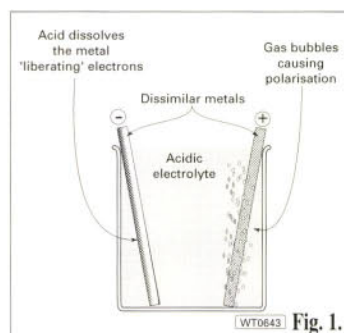
Our simple 'fruit cell' developed direct current (it used to be called 'steady current' for obvious reasons), but by using magnets to initiate electron movement in a wire - you can generate electron flow using mechanical energy. I will show you how to do this next time.

In the meantime, I thoroughly recommend that you 'reinforce' what you learn by experimenting with the 'fruit cell' by looking through the 'further reading' ideas I've suggested previously. And for those of you who have bought the excellent new ARRL book *Understanding Basic Electronics*, I suggest you read the (short) Chapters 7 and 8. (*Understanding Basic Electronics* is available from the *PW* Book Store for £16.50).

Other useful sources to use to reinforce your practical experience include *Foundations Of Wireless* published by Iliffe (still available from libraries and widely sold secondhand) and the Common Core series *Basic Electricity* or *Basic Electronics*. The recommended reading list I've prepared is still available from the *PW* office on request.

So, until next time I'll say cheerio but before I do, I suggest you collect as many magnets as you can, and get some fine enamelled copper wire. You'll need them for the next stage when I explain how **YOU** can make a simple alternator.

PW



CruDe but effective -

The No. 17 Transceiver

By Billy Williamson G8MMA

Billy Williamson G8MMA reminds us that not all military radio sets were highly sophisticated and recalls in particular the simple but effective No. 17 Transceiver.

Heading Pic: Probably one of crudest sets of it's time, the No. 17 Set.


Any mention of military radio usually conjures up visions of highly sophisticated, state-of-the-art equipment. Many of the radios built in the 1940s are still capable of giving modern equipment a run for its money, albeit at much greater size and weight.

Not all of the radios of the Second World War era were made to the same high standard, however. And surely one of the crudest of the time was the No.17 transceiver.

Searchlight Stations

The No. 17 transceiver was designed for use between search light station headquarters and detachments. It was housed in a wooden box measuring 16 x 15 x 9.5in.

The simple transceiver used only two valves, one AR6 and one ARP12. It was powered by two 60V h.t. batteries in series and a 2V accumulator.



If a smaller version of the accumulator was used then the batteries could be fitted internally making the whole thing self-contained except for the antenna. Although it was hardly a walkie-talkie as it weighed around 40 pounds!

When the No. 17 set was used in receive mode the first valve acted as a self-quenched super-regenerative detector and the second as an audio amplifier. In the transmit mode the second valve was the speech amplifier and the first was a sort of oscillator and p.a. combined.

The transceiver could be tuned continuously over a range of 44 to 61MHz and the quoted output power was 0.3W!

Three types of antenna could be used with the No.17 set. These were a dipole, a dipole with reflector or a rhombic antenna. These were stated as giving ranges of 5, 13, and 24km respectively.

It was possible to increase the range slightly by connecting the dipole to the so-called special dipole terminal, although the manual sternly warns that this may cause interference to other stations and should only be resorted to in an emergency. There was also provision for what the manual describes as 'pin earth small'.

Only Three

In contrast to the bewildering array of knobs that were fitted to many Ex-WD radios of



the Second World War period there were only three controls on the No. 17 Set. These were a tuning knob, a three position switch off/receive/transmit, and a 'regeneration' control.

The dial was calibrated only in divisions so there was no indication of what frequency the set was actually tuned to. A wavemeter was available but from the brief details given it appears to have been an absorption type and so would not have been highly accurate.

The lack of calibration was perhaps less of a disadvantage than might be supposed. The selectivity of super-regenerative receivers was notoriously poor and the very basic coil arrangements must have allowed a large amount of transmitter splatter, so 'tuning-in' was probably not too difficult.

Effective Practice

So, just how effective were the No.17 transceivers in practice? In answer I know the receiver was quite sensitive, I used to be interested in long distance TV reception and used one to monitor TV Band 1 for Sporadic-E signals.

The receiver could be used today to monitor 50MHz but be warned even in receive the No.17 set radiates plenty of interference! But the simple circuit it used made it easy to tune to 70MHz.

I once tried some experiments on the 70MHz band. Contact was reliably maintained with one station at 4km, but another at 5.5km proved unworkable. Neither station was within line of sight.



The No. 17 Set was housed in a wooden box and designed for use between searchlight station headquarters and detachments.

Although often advertised in *Practical Wireless* and *Short Wave Magazine* it seems unlikely that the No. 17 Set was ever used by amateurs to any great extent. Apart from the inconvenient power supplies required, extensive modifications would have been needed to reduce the TVI to an acceptable level.


Why Made?

It's interesting to speculate as to why the No. 17 Sets were made in

the way they were. They must have been cheap to produce of course, but the military have never been noted for trying to save money!

The speed of production may have played a part but it's likely that one of the main reasons was the need to conserve battery power. The 17 Set used only two valves, whereas a more conventional set-up of separate transmitter and superhet receiver would have required perhaps four times that number.

The advantages in battery economy are obvious and were probably thought to compensate for the relatively poor performance that the No.17 Set gave. Perhaps you know better? It would be interesting to hear from a '17' operator!



Inside the No.17 Set, note the two valves and simple antenna coupling system.

PW



Communications Centre (Photo Acoustics Ltd.)

TWO-WAY RADIO ● AMATEUR RADIO ● AUDIO VISUAL ● SALES & SERVICE

58 High Street, Newport Pagnell, Bucks MK16 8AQ.

Tel: (01908) 610625 FAX: (01908) 216373

(E-Mail: 100304.71@compuserve.com)

Alinco (New low prices)

From 1.8-50MHz



DX-70 mobile or base 1.8MHz SSB, CW, FM, AM 100W of engineering brilliance.

£695 carr FREE

DEPOSIT £70, 24 PAYMENTS OF £33.

COST OF LOAN, £167.

PACKAGE 1. Price for DX-70 complete with SG-230 Smarttuner.

£975.00 carr FREE

DEPOSIT £99, 24 PAYMENTS OF £46.25.

COST OF LOAN, £234.

PACKAGE 2. Price for DX-70 complete with SG-230 Smarttuner and 20 amp power supply.

£1059.00 carr FREE

DEPOSIT £150, 24 PAYMENTS OF £47.99.

COST OF LOAN, £242.76.

Also available the DX-70TH. High power version, 100W on 6m.

£775.00 carr FREE

DEPOSIT £79, 24 PAYMENTS OF £36.75.

COST OF LOAN, £186.

YAESU FT-920 HF Transceiver



£1495.00

The new FT-920 has been released and offers some great features at a great price. 1.8MHz to 54MHz plus wideband receive, 33MPS digital signal processor, digital IF shift, auto notch filter, dual VFOs, 100 memories, band stacking VFO system, break-in CW with electronic keyer, TNC interfacing, digital voice recorder, 13.8V DC operation.

Deposit £150, 24 payments of £71.11.

Cost of loan **£361.64**



P-2512M

25-30 amp power supply with variable volts (3-15). Dual meters (VS + amps) and over voltage protected.

£89.95 carr £10

SAVE £10

IC-706MkII PACKAGE DEALS

PACKAGE 1. IC-706 c/w SG-230 Smarttuner auto ATU.

£1315.00 carr FREE

DEPOSIT £150, 24 PAYMENTS OF £61.59.

COST OF LOAN, £313.16.

PACKAGE 2. IC-706 c/w Comet CAHV HF, 6m and 2m mobile antenna.

£1100.00 carr FREE

DEPOSIT £110, 24 PAYMENTS OF £52.34. COST OF LOAN, £266.16.

PACKAGE 3. IC-706 c/w SG-230 Smarttuner and 25 amp PSU.

£1390.00 carr FREE

DEPOSIT £150.00, 24 PAYMENTS OF £65.56.

COST OF LOAN, £333.44.



5 YEAR WARRANTY IS AVAILABLE ON ALL LISTED PRODUCTS

SG-230 Smarttuner®

Antenna Coupler SSB, AM, CW & DATA


£349.00

SAVE £50

You can't buy a smarter tuner than this. An automatic antenna coupler so intelligent it precisely tunes any length antenna - 8 to 80ft - in the HF band.

The Smarttuner® automatically evaluates and switches 64 input and 32 output capacitance combinations, plus 256 inductance combinations in a "pi" network. The amazing result is over a half-million different ways to ensure a perfect match for your transceiver. And the most intelligent feature of all is that the Smarttuner® remembers the chosen frequency and tuning values, and will automatically reselect those values - in less than 10ms, each time you transmit on that frequency.

The SG-230 Smarttuner®. Buy Smart.



SMARTTUNER
INSIDE

ICOM IC-207H 2m/70cm Mobile



- 2m & 70cm
- 50W/30W
- Detachable head
- Packet 9600 bps ready
- 180

memory channels ● CTCSS & 1750Hz tone. **£389.95**

ICOM IC-756 HF rig



- 100W of pure magic
- 160-6M ● SSB, CW, AM, FM ● Spectrum display ● Auto ATU
- Superb DSP built-in
- 100% duty cycle
- CW memory keyer
- Keypad entry option
- DXers choice in the USA. **£1865.00**

KENWOOD TM-V7E



- 144 & 430MHz
- 50/35W ● Dual Rx on same band
- 280 memories
- Detachable front head
- CTCSS & 1750Hz tone

● Large clear display. **£599.00**

IC-207H Deposit £40, 12 payments of £33.09.

Cost of loan **£47.13**

IC-756 Deposit £200, 36 payments of £65.32.

Cost of loan **£686.52**

TM-V7E Deposit £60, 24 payments of £28.50.

Cost of loan **£145.00**

KENWOOD TS-570D Setting the standard in performance

KENWOOD



- ★ 16 bit DSP AF signal processing
- ★ CW auto tune
- ★ 5W QRP setting
- ★ Built-in auto ATU
- ★ Electronic keyer

Deposit £150

24 payments of **£59.21**

COST OF LOAN £301.04

AUTHORISED AGENTS FOR KENWOOD, ICOM, YAESU & ALINCO. FULL SERVICE FACILITIES AVAILABLE

SPEND UP TO £1,200 INSTANTLY WITH A PHOTO ACOUSTICS LTD. CREDIT CHARGE CARD

PART EXCHANGE WELCOME, ASK FOR KERRY G6IZF, Jon or JANE.

RETAIL SHOWROOM OPEN MON - FRI 9.30 - 5.30, (Thursday 9.30 - 12.30) Saturday 9.30 - 4.30

Goods normally despatched within 24 hours. Please allow 7 banking days for cheque clearance. Prices correct at time of going to press - E&OE



antennas in action

NEWS & PRODUCTS QUESTIONS & ANSWERS ANTENNA WORKSHOP REVIEWS

Procom Handful

We've had a handful of **Procom** (of Denmark) catalogues featuring their antenna and related products. The catalogues are: Portable Antennas, Marine Antennas, Base Station Antennas, Mobile Antennas, Filters and Dual-band Mobile 50/144MHz Antennas. The Procom brand of antennas and ancillaries are available from

Communication Technical Services Ltd., Unit 15 The Gatwick Metro Centre, Balcombe Road, Horley, Surrey RH6 9GA. Tel: (01293) 822602 or on FAX: (01293) 822602.

Special Sale

Michael Hurst in our Book Store, after a tidy-up, has come across some copies of the **ARRL Antenna Book** (17th edition) that he thinks will be just right for readers of 'A-i-A'. As a special offer he's knocked £5.00 off the price of the book if you order it now. Instead of costing £21.95 +£1 P&P, readers can have a copy for **£16.95+£1 P&P** - a saving of £5.00 over the normal price.

To get your copy of **ARRL Antenna Book** (17th edition) use the form on page 90 of this magazine, or call (01202) 659930 to place your order. Not to be missed at that price!

Three From W&S

Along with a new Tonna F9FT catalogue comes two items from the MFJ stables, all available from **Waters & Stanton**. The MFJ items are: the MFJ-969 Versa Tuner II antenna matching unit and the MFJ-1788 Tuned loop antenna.

The New Versa Tuner II is just right for the new breed of h.f.+50MHz rigs such as the Icom IC-706 and the Alinco DX-70. With coverage of 1.8 to over 50MHz the MFJ-969 can cope with 300 watts of power due to an air-cored multi-turn roller-coaster inductor. Complete with an

inbuilt 4:1 balun for balanced feeder antennas and a dummy load the Versa Tuner II is available for £179.

On h.f. the MFJ-1788 loop antenna (developed from the successful MFJ-1786) covers 14 to 21MHz. With a remote control unit the huge butterfly tuning capacitor covers the bands with ease. Being capable of loft mounting the antenna is suitable for areas where no outside antennas are allowed. The MFJ-1788 with full mounting kit, costs

£349 including the p.s.u. and control/s.w.r. meter box.

All of the above are available from **Waters & Stanton Electronics**, 22 Main Road, Hockley, Essex SS5 4QS. Or you can use their freephone number (0500) 737388.



The enormous butterfly capacitor on the MFJ-188 Loop Antenna.



welcome to AiA!



Welcome to another issue of 'Antennas in Action', the bi-monthly section of *Practical Wireless* featuring radio related items that start after the r.f. output socket of your rig: be it cable, feeder, accessory or antenna.

This month in 'Antenna Workshop', **David Butler G4ASR** tells you the advantages

of, and how to integrate coaxial relays into your antenna set-up, while **Jack King G4EMC** says 'Old antennas never die'. To fill in the rest of course there's some A-i-A news, and I start 'Tex Topics' by giving away the first copy of *More Out Of Thin Air*, before turning to follow up ideas about previous 'A-i-A' articles.

But don't forget, to make 'A-i-A' successful, we want your ideas. The first idea has been rewarded. Will your idea be the next one? If you don't write in, it will never be!

G1TEX

contents

News & Intro	23
Old Antennas Never Die	24
Jack King G4EMC	
Antenna Workshop	26
David Butler G4ASR	
Tex Topics	29
'Tex' Swann G1TEX	

8 pages of
antennas

old antennas never

I moved to my present location, about 17 years ago, and I also had the opportunity to make a few changes to my antenna system. During the alterations, I made up a couple of brackets and bolted them to the gable end of the house. The bracket supported a length of aluminium scaffold pole.

The scaffold pole supported the middle point of an h.f. trap dipole and a home-brew two element electrically steerable vertical for 144MHz (2m). A little while after these changes, I was fortunate in obtaining an elderly rotator so, the old scaffold pole was changed to a six metre length of aluminium pole, and re-mounted on self-aligning bearings.

With the help of **Peter G3ORP**, a small home-brew two element beam for 14 and 28MHz was designed and constructed. Until it was destroyed in a storm the new antenna worked fairly well, despite its attention from birds (and the subsequent damage!). At the same time a home-made 144MHz $5\lambda/8$ vertical was mounted on a stub mast attached to the top bracket. Almost immediately a problem was noted, in that raising and lowering the pole with the antennas fitted needed not only a long ladder but also a good friend (or two) with a head for heights!

Storms and strong winds destroyed my original beam so, I decided its replacement would be a new Altron Mini-beam. This antenna worked quite well to VK whilst the sunspots were evident. Then the 1987 gales hit us, the

Jack King G4EMC describes how, with perseverance and a little bit of luck, a 'piece of junk' has been resurrected to become an excellent antenna system.

pole took on a very funny shape, and the Altron suffered broken spokes and other damage, when it was turned into a floppy vertical array!

It was obvious that something needed to be done. Having obtained 'planning permission' from the XYL, the mess was removed from the gable end. After deliberation a wall mounted telescopic system, designed to tilt from the base, at an angle of about 10° , across the drive, was commissioned from **Norrie Brown** of **Tennamast**.

The Mini-beam antenna was refurbished, and with a new rotator obtained at the Pickets Lock show, up it all went. The antenna farm grew - the new mast was



supporting not only the Altron antenna but also a second-hand 8×8 Jbeam for v.h.f. DX, with the home-brew $5\lambda/8$ for 144MHz on top for local working. The h.f. trap dipole was changed to a home-made G5RV, so that 1.8MHz (Top-Band) could be tuned, by strapping the feeder. Soon after, I had a letter from the local council. Someone had complained about the mast and beams. It was in fact no higher than before, but it was about four metres closer to the back door.

When the council official came to view the "Beastly thing", and having realised that I'd been using the same beam for the last nine years or so, all was well. (Yes time flies when you are having fun!). The old bent scaffold pole was recycled by cutting it into two, one half concreted into a corner of the front garden, and the rest, minus the kinky bend clamped to it to support one end of the G5RV. I decided to apply for full

(council) planning permission on all the masts, including a home-brew 12.5m high tilting mast in the back garden. All went extremely well, the only problem to be resolved was deciding what colour to paint the pole in the front garden!

Maidstone YMCA

Some years before, I had been a member of the **Maidstone YMCA** radio club, upon whose three section mast was mounted a three element h.f. beam. This beam, apparently had not been working very well, but one day, upon starting to raise the mast, the hoist cable snapped, and down it all came in a rush. Needless to say the rotator cage floor got a bit bent, and the 3-ele antenna too! It was decided to scrap the beam, and buy a new one. I remember helping to take the broken bits apart, and watched as they were removed for scrapping.

Several years later, the member who had taken the 'junk' away, rang to ask if I wanted the bits of scrap beam he had just found under the weeds behind his duck pen. The 'bits' hadn't reached the scrap heap, and the surviving parts duly arrived, and were taken apart and carefully examined. Apart from quite a bit of mess, the elements looked straight, and came apart fairly well. The driven traps were taken apart, and found to have 'Mosley USA' covers on the ends.

A letter was sent off to **Mosley USA** to try to identify it, and get details, to this day, I am still waiting for a reply. Careful measurements of the trap diameters, lengths, etc., were sent also to Mosley UK who revealed that they thought it might be a Mosley Mustang T33. A booklet from Mosely containing a spares list and prices, showed that the same antenna and parts were still available. Since then I have found that the beam is actually the 'MP' (more power) version, with heavier gauge wire in the traps on the driven elements. It should certainly handle the power I can put into it!

All four driven element trap end seals were loose, and looked perished, some corrosion had taken place on the thin alloy trap tubes, both internally and externally. The coils themselves were

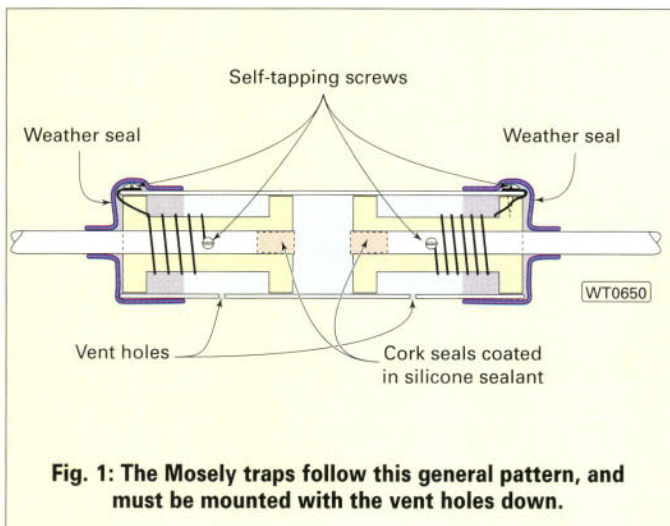


Fig. 1: The Mosely traps follow this general pattern, and must be mounted with the vent holes down.



Fig. 3: Basic dimensions of the old antenna that Jack G4EMC 'inherited'. It turned out to be a Mosely Mustang T33.

antenna workshop

I'm going to take a look at one very important component that's often found in an antenna system. I refer to the humble antenna switching relay. Simple it may be but it can have clever uses!

A relay consists of an electromagnetic coil controlling a switching mechanism. A signal energises an electromagnet which attracts a hinged and spring-loaded element called an armature. Output contacts attached to, but insulated from the armature, are opened and closed by movement of the armature. There are many different types of relays of differing shapes

David Butler G4ASR tells you how to choose a coaxial relay and integrate it correctly within a v.h.f. or u.h.f. antenna system.

and sizes. Some switch signal level voltages, some switch power (a.c. or d.c.) and some switch radio frequency (r.f.) signals. However, the type I'm looking at this time is the electromechanical coaxial relay specifically designed to handle v.h.f., u.h.f. and microwave frequencies.

Coaxial relays are readily identified

as an r.f. switching device because, unlike other (low frequency) relays, they usually have coaxial sockets mounted on the body of the relay. Some types of relays have three sockets, other types (transfer relays) have four such sockets, although some relays don't have any sockets at all. This latter type is designed so that coaxial cables can be connected directly into the relay.

Characteristic Impedance

Coaxial relays are constructed so that they maintain a characteristic impedance to match the coaxial cable used in an antenna system. You may ask why is that? The answer is that if you were to use a normal d.c. switching relay in your v.h.f. antenna system the (voltage) standing wave ratio (s.w.r.) could become very high, producing reflections in the feeder system. This high mismatch may cause the transmitter amplifier to fail, particularly if it uses a semiconductor device. Similarly

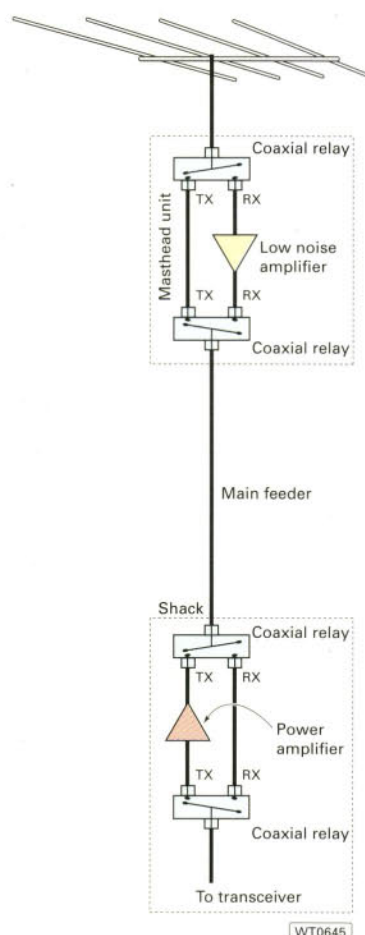


Fig. 1: Using four coaxial relays with one single feeder line to the masthead unit and antenna.

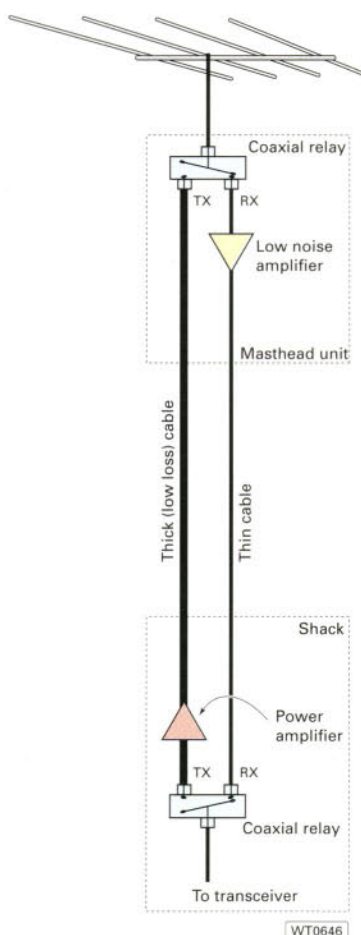


Fig. 2: Using two separate coaxial cables saves two coaxial relays

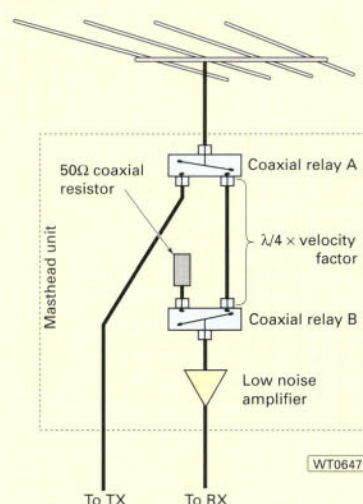


Fig. 3: Using a second small coaxial relay at the masthead gives a measure of r.f. protection for the low noise pre-amplifier.

high values of s.w.r. are not recommended on the receive path as this may introduce additional front-end losses.

The most basic use of a coaxial relay is to switch an antenna between a receiver and transmitter. I can hear the question "why are 'normal' relays used inside most modern v.h.f./u.h.f. transceivers?" Well it's a juggling act, by the

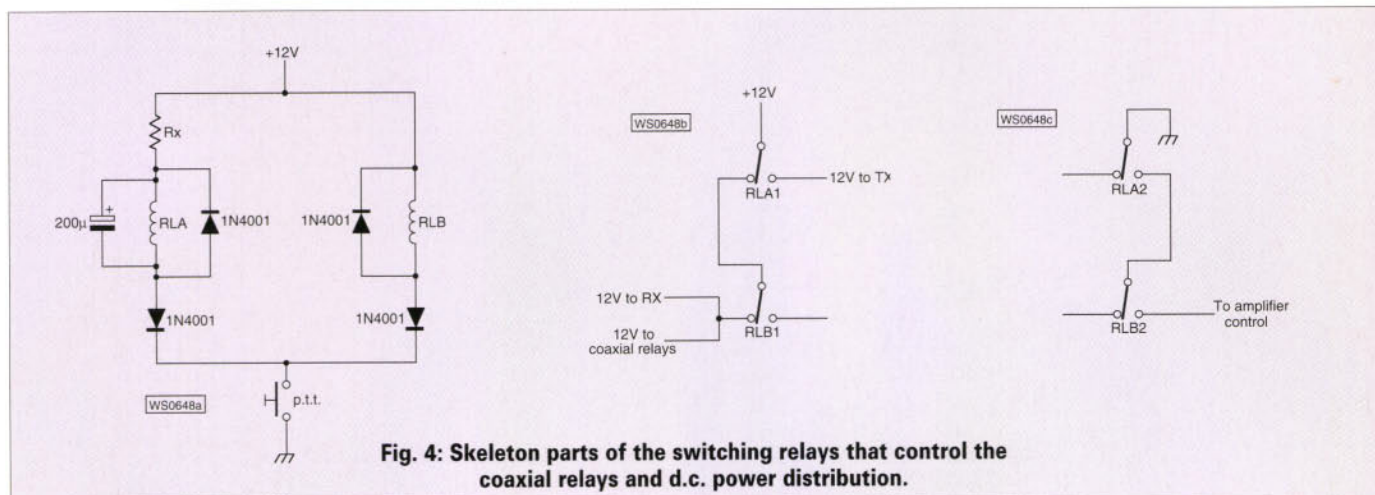


Fig. 4: Skeleton parts of the switching relays that control the coaxial relays and d.c. power distribution.

manufacturer, between an acceptable receiver performance and commercial profit. So, providing the relay has a vaguely strip-line construction (allowing operation up to u.h.f.) and switching is limited to low power they can get away with it.


Because of their low mismatch, coaxial relays are commonly used in weak-signal (s.s.b. and c.w.) operations to switch parts of the antenna system in or out of circuit. So, if you intend to use a separate power amplifier (p.a.) or mast-head low noise amplifier (l.n.a.) you'll need an external coaxial relay to control the system. You also need to use it correctly to save blowing up your expensive l.n.a. Other applications for coaxial relays include the switching of transverters in and out of circuit or even switching different v.h.f./u.h.f. antennas down one piece of coaxial cable.

Important Considerations

Whatever you intend switching, there are several important considerations you need to think about when choosing a coaxial relay. The factors are: impedance, v.s.w.r., isolation, insertion loss, power handling, switching time, r.f. connectors, coil voltage and auxiliary contacts.

Let's look at the impedance first. Most coaxial relays are normally designed with an impedance of

50Ω. But beware though, there are other types, such as 75Ω, also available (and often inadvertently bought at rallies!). There's always a residual mismatch introduced by even the best relay. It can be caused by impedance



discontinuities in the sockets and switching blade. The mismatch of a coaxial relay varies with frequency, but the closer to 1:1 (s.w.r.) in your chosen band, the better.

Insertion loss is defined as the loss measured between the two active ports in a switched path. The insertion loss also varies with frequency, rising as the frequency rises. Typical figures (for a surplus relay) could be 0.1dB at 50MHz rising to 0.8dB at 430MHz. Obviously the lower the insertion loss the better.

The **power handling** capability, a very important specification, is often specified as the maximum power handling at a number of frequencies. As the frequency increases so the power handling reduces. For example, one coaxial

relay currently advertised is capable of handling a power of 400W at 30MHz may handle only 20W at 1.2GHz. Be aware that there are two ways of specifying power handling, 'through power' and 'switching power' and there's a considerable difference between the two. A relay capable of withstanding in excess of 500W of through power may only have a switching power of 100W or less.

Now let's consider **isolation**, especially if you propose switching r.f. around a mast-head l.n.a. then this parameter becomes very important. **No coaxial relay is perfect** and when an active transmitter is switched to the antenna there will be always be some measurable r.f. present at the receive port. The isolation (sometimes called crosstalk) between ports in a coaxial relay is measured in decibels. If you apply 500W to a relay having an isolation of 30dB then 500mW will be present at the receive port. More than enough to destroy your low noise amplifier!

The isolation parameter is also frequency dependent. So as you move up in frequency, the isolation degrades. For high power operation you need to select a relay that has at least 50dB of isolation. However

a word of warning. Isolation is normally measured with all relay ports terminated in 50Ω. So the actual isolation may be poorer, as it's unlikely that the receive port will have a non-reactive 50Ω load.

Switching time: Depending on your specific application it may be necessary to determine the switching time of the relay. This is the time taken for the relay to go from one position to another. It usually lies in the range between 10 to 100ms. Switching time can be important for some digital modes of operation. It is also a factor that needs thinking about if you are contemplating building a sequential transmit/receive changeover system.

Connectors: Quality connectors are essential to ensure adequate power handling and low s.w.r. ratings at the frequency in use, with N-type

All the coaxial relays shown are available from
Piper Communications, 4 Severn Road, Chilton,
Didcot, Oxon OX11 0PW. Tel: (01235) 834328.

connectors a good choice up to the middle microwave bands. Relays with SMA connectors are an ideal choice for all microwave operation. That's because their design is normally optimised and consequently have a low v.s.w.r. in the microwave region. I think you should steer clear of coaxial relays that use BNC or SO239 connectors particularly if you are going to use

them above 144MHz.

Coil voltage: Many relays operate from a 12V supply which is very convenient when interfacing with current equipment. Some relays however, particularly those used for microwave operation may have a 24V coil. So you should ask when buying a surplus relay. It's a fairly simple matter though of building a voltage doubler, but another cunning technique is to switch into the coil circuit a capacitor charged to a value of around 12V. This may be added (temporarily) in series with the 12V supply to the coaxial relay. The technique relies on the principle that although 24V is required to pull in an armature, the holding voltage can be considerably less.

If you can afford them, then I'd recommend that you obtain a coaxial relays that have an auxiliary set of d.c. switching contacts (**tell-back contacts**). These contacts can be used to control other parts of the station system during the switching process (see below for an explanation).


How To Integrate

Now it's time to look at how to integrate it into your antenna system. There are many combinations depending on whether you have a separate power amplifier and (or) a pre-amplifier located at the antenna, in the shack or don't have one at all. One typical, but slightly messy configuration, is shown in the diagram, **Fig. 1**. It requires the use of four coaxial relays, although two may already be present in a commercial l.n.a. Ensure that the coaxial relays around the l.n.a. rest in the straight-through path when in the un-energised state.

The layout in Fig. 1 has two advantages. If there's lightning static present (when you're not in the shack) it can reduce the risk of damaging the l.n.a. and should either coaxial relay or the l.n.a. should fail then you can still utilise the main feeder to keep you on the air until repairs can be made. One disadvantage of this system is that some commercial l.n.a.s are unable to handle power approaching the

legal limit and additional front-end receiver losses will be added by the switching around the power amplifier.

The diagram in **Fig. 2** shows an 'optimised' system that many serious DXers prefer to adopt. A high quality coaxial relay is located close to the antenna feed point.



Very low-loss feeder, such as large diameter LDF5-50, is used on the transmit side to keep the power losses to an

absolute

minimum. The l.n.a. is mounted at the mast-head, to eliminate feeder losses. The receive feeder can now be slightly higher loss as all the front-end sensitivity and gain is provided by the pre-amplifier.

Even so, most DXers will still use a reasonably good cable for the receive path. Ideally the main station transceiver should have separate r.f. connectors for transmit and receive but this may not always be achievable. So you may need to use another quality coaxial relay in the shack to switch between the receive and transmit feeders.

Very Expensive

If you can afford it then buy a high quality relay with 60dB of isolation and 2kW through power handling but be warned that it will be very expensive. If like me, money doesn't grow on trees, then you'll need to provide some additional form of protection for both your coaxial relay and pre-amplifier. This is particularly important if you are considering running high r.f. power on v.h.f. or even moderate power on the u.h.f. or microwave bands. The diagram, **Fig. 3**, shows one method of protecting the l.n.a. from excessive r.f. power.

The main switching relay A, needs to be able to handle the through r.f. power you are going to apply to it. Relay B, can be very small (as it doesn't handle any power) and is used to provide the additional isolation required to protect the

l.n.a. A 50Ω load is connected to one port so that when transmitting the l.n.a. input is correctly terminated. To achieve maximum isolation with the two relays you need to join them together with a cable one quarter wavelength long at the frequency band in use. The actual length isn't too critical but you'll need to consider the velocity factor of the cable and make some estimate of the effective lengths inside relay A and relay B.

To protect your main coaxial relay (and l.n.a.) you must never switch between transmit and receive with high r.f. power present. This is called 'hot' switching and failure to observe this requirement will lead to arcing and serious damage to the relay contacts. In a typical station consisting of a transceiver, a power amplifier and changeover relay (often co-located in the p.a.), when you push the press to talk (p.t.t.) button on your microphone or hit the morse key everything flies into action simultaneously. Power is being generated before the coaxial relay contacts stop bouncing. In many cases r.f. will be present before the relay has actually closed. Is it any wonder relay contacts are burned and the pre-amplifiers often become dummy loads!


Sequential Switching

A method of control called 'sequential switching' should therefore be used. When changing from receive to transmit events should occur in the following sequence. Turn off the receiver, change over the coaxial relay(s), turn on the drive and energise the amplifier. Similarly when going from transmit to receive the amplifier should be turned off first. Then the drive disconnected, the coaxial relays changed back and finally the receiver turned back on.

The circuit in **Fig. 4** shows a very simple sequential control system. It has no fail safe mechanism to confirm that the coaxial relays have changed over but it does provide separate switched +12V feeds to the receiver and transmitter (if required) and controls the coaxial relays and amplifier in a sequential way. The coaxial relays are energised on receive as I mentioned earlier.

When the p.t.t. line is grounded RLB switches over quickly disconnecting the 12V feed to the receiver and changing over the coaxial relays to the transmit configuration. Relay RLA, delayed by the action of the 200μF capacitor, then switches over providing the 12V feed to the transmitter and providing an earth feed to control the amplifier. I'll leave it to you to work out what happens when the p.t.t. button is released! Please note however, that these relays are not the coaxial relays, but the control ones switching d.c. power only.

That's it for this time. If you have any queries or suggestions please contact me at the address given in my 'VHF Report' column elsewhere in the magazine. Until next time.....Good DXing!



win..win..

Win yourself a copy of the new *More Out Of Thin Air*. Get writing, the next one we give away may be yours - but without an idea - it can never be.

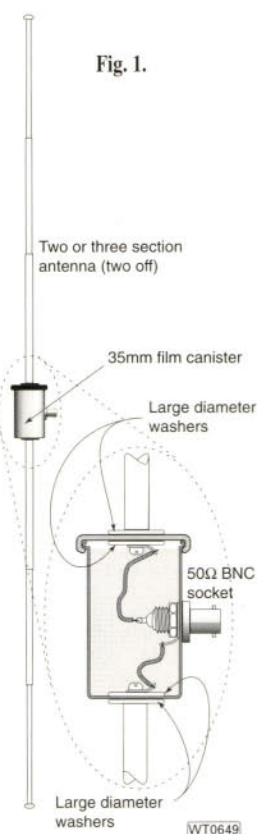
The best idea used in every issue of *Antennas in Action* wins the author a copy of *More Out Of Thin Air*. So get thinking and writing.

Send your ideas and tips to: **Antennas In Action, PW Publishing Ltd., Arrowsmith Court, Station Approach, Broadstone, Dorset BH18 8PW.**



Back in the first 'A-i-A' in January of this year I said that I would be giving away copies of *More Out Of Thin Air* to the authors of the best idea published each month. And it is my pleasure to be sending a copy out to David Riddick G0LZW of St Albans for his simple idea for reusing telescopic antennas from portable radios. The general idea is shown in Fig. 1. All you need is a 35mm film canister, which you can probably get by the bucketful from your local film processors, and two telescopic antennas of at least $\lambda/4$ at the band you're interested in (about 500mm for 144MHz or some 300mm for 430MHz). David says that the large diameter washers are necessary to provide extra support. He also used a

Fig. 1.



curved 'washer' under the BNC socket to stop it slipping around in use. The method of use says David is to adjust the two rods equally until you have a low s.w.r. then glue, stick or tape the elements in place and it's ready for use. Then the finished and trimmed unit may be hung up in a corner. I've used a similar method, for a simple 50MHz antenna, using two 1.5m antennas from an old short wave radio David, but they needed something a little stronger to hold them in place. I also see no problem in using two antennas a little over a metre long for 70MHz either although I haven't tried it myself. If you don't want to use a BNC socket then a short length of 50Ω coaxial cable through the sidewall of the canister will be adequate.

The T2FD Antenna

The article on the T2FD antenna, by **Glen Ross G8MWR**, in the March 1997 issue of 'Antennas-in-Action' has created a heavy postbag, which pleases me as it shows that the section is being read. Keep up the good work! The T2FD antenna has been around since the late 1940s when Capt. G. L. Countryman W3HH described a series of experiments that he, and others, carried out on the 'Terminated Folded Dipole'. (W3HH's original article appeared on page 54 of *QST* for June 1949).

I'm indebted to **Roy GW3KZW**, for photocopies of two subsequent article about the antenna, along with results of his own experiments: "However, I must say that when I tried a T2FD, constructed to the given criteria, at any given frequency, the performance on both TX and RX was some 30dB down, relative to a plastic banana, despite the claims". That would seem to put the opposing view most succinctly I believe - unless you know better!

Whilst on the subject of the T2FD antenna, I had letter from **John Heys G3BDQ**, who has also covered the T2FD antenna in his *Practical Wire Antennas* book noted that he managed to get hold of an ex-services 400Ω resistor although it was expensive. But he had also made up a load using 24 two watt carbon film resistors that had coped well with s.s.b. transmissions of 300W. He also said that using 450Ω ladder twin and a balanced a.t.u. was the preferred option as far as he was concerned.

John also mentioned that another 'easy' possibility was to use 600Ω twin feeder and a 600Ω load, again using a balanced a.t.u. He said that he wouldn't recommend using lower resistance loads as their values become critical. John also confirmed that the values shown in Fig. 2 of Glen's article are those suggested in 1953 by W3HH himself, and that coaxial cable shouldn't be used to feed the antenna directly. My thanks for the long letter John, and yes I could read your scribble.

Another article that has generated much post was the 'High as a Kite' article on Pages 30 and 31 of the May 1997 issue of 'A-i-A'. Unfortunately for me (as Editor) most of them have taken me to task for using the terms of 'Balun' for the impedance matching transformer shown in Fig. 4 on page 31. **Alan G3TAY** said 'The balun diagram is incorrect, the unbalanced socket is connected the reverse way round. For the best unbalanced to balanced output the centre connection (of the coaxial cable) should go to the connection marked 'a' (in Fig. 3) and the outer connection to 'c'.

The same ideas were penned by **Tony G3NXC**, who noted that a similar item in another article by John Heys G3BDQ, in the same issue was correctly termed as an impedance transformer. Tony mentioned that in the 'High as a Kite' project a balun is desired as the antenna is balanced, and that a balun does not necessarily provide an impedance transformation. Conversely an impedance transformer does not provide conversion from balance to unbalanced. And I have to agree with you Tony that in a technical hobby the accuracy of a statement (or article) is a must if it is to be used to inform. *Mea Culpa!* That one should not have slipped through.

Fig. 2.



CONTINUED ON PAGE 30

tex topics

antennas in action

Now An E-Mail

An E-mail from **Peter G4CRY** arrived on my desk with a variety of comments and queries for 'A-i-A'. In the E-mail Peter says: "I think I understand why we need a balun and in theory you should use one when feeding a dipole with coaxial cable but I find that there does not seem to be any need the dipole works very well without it. If I was using coaxial cable from the TX out to the garden and then balanced feeder up to the dipole, I would use a balun where the twin feeder and coaxial cable join". That is the correct theoretical point to fit a balun Peter, but it depends on the actual location and surroundings that can distort the antenna radiation pattern as to whether it make very much difference at any particular location.

Peter then says: "Now I know, from the readings from my MFJ-259 antenna analyser that the impedance of various antennas at resonance can be anything but 60Ω (or whatever) so you might need either an impedance transformer or a balun or both to feed such an antenna. I have seen designs for a 1:1 and 1:4 antenna but I see there is a design for a 1:6 balun in the May issue. Can baluns be any ratio at all? If so, how do I design one?"

Highly Recommended

In answer to Peter's question (and bearing in mind the comments made by Tony G3NXC) baluns may have any impedance ratio and may be designed to give (almost) any transformation ratio desired. I can highly recommend the book *Building and Using Baluns and Ununs* by **Jerry Sevik W2FMI**. This is a splendid book for anyone interested in this type of matching device. With more than 120 pages of data and designs to suit most circumstances. And judging by the fact that most of the designs feature a ferrite core of some description, Jerry doesn't think that saturation is going to be a problem.

Peter's other question "Would it be possible to build a variable ratio balun?" is a splendid one though. The answer - Yes, but it would be difficult

keeping the balancing correct as the turns ratio was changed. I suppose that the nearest thing would be the variometer tuner described by **Anthony Langton GM4HTU** on pages 58 and 59 of the November 1996 issue of *Practical Wireless*. But even the variometer has a limited 'transformation' ratio available. The variometer however, has a balanced output though, by virtue of the fact that the secondary winding is completely separate from the primary.

Another problem Peter is experiencing is with a half wave vertical for 14MHz that was feature in John Heys' Book *Practical Wire Antennas*. After adapting the 'Jumbo Jay' design Peter is having great difficulty getting the tuned feeder part to work properly. Perhaps one of our readers may have an answer and would like to share it with us all. Over to you readers!

Base Loading Coils

'Antennas-in Action' reader **Gordon Lines G0ROH** has asked for some information about base loading coils on low-band vertical antennas. He asked specifically "How do you calculate the inductance of a coil (in μH) to bring a short antenna

combination back into resonance at a particular frequency?"

And I have to admit Gordon I've come up against a brick wall here. All the books I've consulted (and there are many in my library) all confirm that a loading coil placed in the lower part of any length of antenna element will alter its resonant length - but none of them are definitive. But first let's look at the problem itself.

One of the main problems of operating on the lower h.f. bands is that few amateurs have a large area to put up something like a full-sized G5RV or a Zepp for 'Top-Band' or even 3.5MHz. So many are constrained to using some form of vertical antenna. But a vertical for even 14MHz is some five metres high, for 7MHz it's 10m and for 1.8MHz an unthinkable 40+m high. So we must find a way of artificially 'lengthening' a vertical element.

There are two traditional ways of making an antenna seem longer than it is. A 'capacity hat' at the top - or a loading coil at the bottom (or sometimes the middle). There is of course the compromise solution of using both methods together, but that is quite 'messy' from a simple design point-of-view. I have found formulae to

calculate the inductance of a straight length conductor, and I've found formulae to calculate the capacitance of a conductor (to free-space). But I cannot find a definitive answer to this particular problem.

In the 1983 Prentice-Hall book *Radio Antennas* by **Stephen Gibson** (ISBN 0-8359-6358-6) there is a short section that suggests "Do-it-yourselfers might

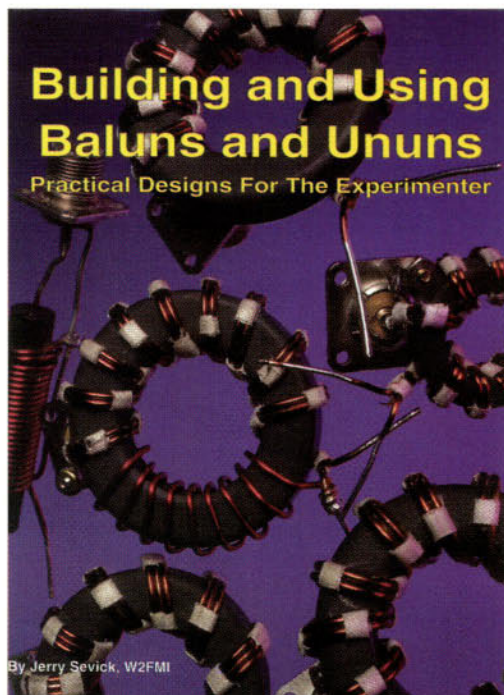
begin with #12 or #14 copper wire (about 2.5-3mm diameter).... made up into a coil of 20-30 turns some three to four inches (75-100mm) diameter, and check it out". The idea is shown in **Fig. 2**. Just that - no other information about the length of the element or what tapping point to achieve resonance. I'm sorry it's a little spartan but it's a start point for experiment.

I did however, find a little more information in the excellent book *Joe Carr's Receiving Antenna Handbook* by **Joe Carr K4IVP**. In chapter 12 on 'Low frequency Antennas' Joe gives a pair of graphs that would seem to show that for a 2.45m long whip antenna a base loading coil of some 350μH or a centre loading coil of about 700μH should be used for the 1.8MHz band. Looking along the graph I see that for the 3.5MHz band about 130μH (base) and about 350μH centre loading coils should be used. The graph includes 7MHz and would indicate that about 25μH (base) and about 60μH (centre) coils should be used to resonate the same whip on the 7MHz band. That's a subject I'll keep looking into for you and I'll bring you my findings in a future issue of 'A-i-A'.

Sign-Off

So, I've come to the end of 'Tex Topics' once more, just time to sign-off and wish you good DX. I'd like to thank all of you who took the trouble to write in by E-mail, or conventional methods. Keep those questions and 'brickbats' coming in, that way we all learn something from the column. But most of all we want your ideas about antennas and related topics. So get your thinking caps on, or sketch out that antenna idea you've 'been using for years'. You never know it might get you a *More out Of Thin Air* (or an equivalent value voucher to spend in the *PW* Bookstore if you already have a copy. So get writing.

Tex



LONGLEAT - 40 Years & Counting!



Longleat House (Photo courtesy of Longleat Estate.).

By Shaun O'Sullivan G8VPG and Ted Halliday G3JMY

**Present Rally Manager
Shaun O'Sullivan
G8VPG and Founding
Committee Member Ted
Halliday G3JMY look
back on 40 years of
the ever popular
Longleat Rally and
provide an insight into
the planning work
'behind the scenes'.**

Far right: Celebrating 25 years in 1982. The Marquis of Bath presenting a commemorative plaque to Founding Committee Member Harry Gratton G6GN.

The business side of the extremely busy 'Bring & Buy' marquee, showing helpers G3ECS and G4FMH during the 1989 Longleat Rally.

This year marks the 40th anniversary of the first Longleat Rally. And it's remarkable to think that many of the people who organise and attend this event - present Manager included - were not even born when it started!


From modest beginnings Longleat has grown into one of the largest annual Amateur Radio events in the South of England. As a result, its date features in many people's diaries each year.

Bristol Group

The Longleat event has always been planned by the RSGB City of Bristol Group. However, Bristol is in fact some 48km from Longleat and so the connection between the two is not always made!

Back in the late 1950s, the event originally planned was termed a 'Mobile Rally'. Essentially, it was a pleasant summer's day outing for Radio Amateurs who used to operate 'Mobile' from their cars. In those days, this usually meant 'Top Band' (1.8MHz), operation.

Early photographs of the event



show the large antennas which are necessary for 1.8MHz mobile working. But over the years, mobile operation has moved almost entirely to v.h.f. and u.h.f., and it is now quite rare to see people arrive with mobile h.f. antennas.

The size of the attendance at the early Longleat Rallies was not great, 50 or 60 to start with. Attendance during recent years always exceeds 5000...quite a change.

A shower of rain at one early Rally forced everyone to shelter in the only tent on site - the flysheet of **Ted G3JMY's** frame tent! The Raffle table was in there too!

Splendid Antenna

We had a splendid antenna for our Top Band talk-in one year. It was a half-wave of aircraft dinghy antenna attached to a 4 foot diameter weather balloon.

When it was packing up time, **Vic G3CHW** swiftly unhitched the wire from the a.t.u. I was outside the tent at the time, about to reel in the wire. To my amazement, and the hilarious incredulity of the surrounding onlookers, it was snatched from my fingers by the balloon, which swiftly disappeared in the direction of Frome!

We used to run a 'Concourse D'Elegance' for those mobile operators with pride in their rigs. Vehicles of all types from bikes and motor scooters to Jaguars and Bentleys were presented.

Marks were awarded for originality, appearance, neat arrangement of gear (few, if any visible wires, etc.) ergonomics of controls and a few more which escape me. Some really impressive mobile rigs were entered. The proud winner received his prize in the late afternoon, when Raffle and other prizes were presented.

Travelling Furthest

There was, at first, a prize awarded for the amateur travelling the furthest to attend the Rally. It started quite modestly with the Midlands, then Scotland.

The 'travelling furthest' award seemed to peter out when it was seen that amateurs from say, Canada, etc., had clearly not travelled that far to

attend the Rally. However, there has always been a recognition of the attendance of amateurs from distant places.

Some very enterprising amateurs turned up with unusual antenna systems. One in particular I remember was that of **Chris G3GYQ**, (**Harry G6GN's** son-in-law). It was a stacked omni cloverleaf for 144MHz based on a *QST* magazine design - very eye-catching.

Some of the loaded whips for 1.8MHz were auto-tuned, using motor driven, sliding contacts on the huge loading coils. There was evidence of painstaking work at a time when craftsmanship was the driving force.



Other Attractions

There were 'other attractions' and games for the children to play and things for them to do at many of the rallies. There was an 'Electronic Maze' (a corkscrew of copper wire and a metal loop that had not to touch as it was guided along the corkscrew).

There was also a 'Treasure Hunt' - put a peg in the ground inside a marked out rectangle. The 'Balloon Race', with small hydrogen-filled balloons was always popular. One balloon landed in France, with a prize awarded to launcher and finder.

In the early Rallies, Raffle prizes were mainly donated by firms in the Bristol area. Lord Bath assisted at those relatively informal Rallies by presenting the prizes at the close of the Rally. It was all a very laid back affair in those days.

When the time came to cope with really big attendances, the Committee had to devise a more satisfactory method for distributing the tickets for the Raffle prizes, which by then had greatly increased in number and value. Some 10000 tickets were necessary.

Eventually, the present system was

Continued on page 32

introduced. It involved every Committee member ('Uncle Len' G4UZ was Chairman) in many hours of fitting five unrelated tickets into each envelope. The 'winning numbers' had to be 'invented' after all the envelopes were sealed.

It was realised early on that a separate Raffle was required for the ladies. One such Raffle resulted in a lady winning a somewhat flimsy nether garment. When the ticket was drawn, the undaunted Vic offered to fit the garment! Decorum was satisfied by a polite refusal!

Heavens Gate

The top of the hill by the main entrance to Longleat (Heavens Gate) had been the site for many of the Rally Talk-in stations.

While on the topic of talk-in stations, I remember one year when I ran a 3.5MHz talk-in from my caravan. The antenna was a quarter-wave vertical in the shape of a 50 foot 'Telomast' with a 17ft whip (derived from an Army field antenna) on the top.

The antenna was, without doubt, a very satisfactory installation. The wire fence around the Hippo pen was used as an untuned ground plane!

Longleat's Lions

There was always plenty to interest everyone at the Longleat Rallies and I remember when the late Marquis of Bath first introduced the Lions, with the attendant 'white hunters'.

The Marquis of Bath was on the gate himself (taking the money!) when we went through. Then there were the Morris Dancers on the side lawn, near the lake. The House was the focus of a lot of attention (that was where the only toilets were located for one thing).

Among the competitions I remember was the 'Top Band Aerial Field Strength Competition'. This was devised and run by G3CHW.

The contesting station would radiate from Heaven's Gate, having been entered for

the contest via the talk-in. Vic would be down on the site, with suitable equipment to measure the field strength of the signal.

When the winner was announced it resulted in a rush of amateurs to view the loaded vertical on the winner's vehicle. I did wonder on a few occasions how many watts of power had actually been generated to produce some of the amazingly strong signals!

Trade Show

The trade show at the original Rally was

very small and was not intended to be the main attraction. As time progressed, the trade show has increased enormously in size and scope, and the event is now termed as an Amateur Radio Rally.

However, the original intention of providing a pleasant summer's day out for Radio Amateurs and their families has never been forgotten. Longleat is a wonderful venue for a family expedition, with its pioneering and now famous Safari Park - something which the Rally predates by several years.

It's notable how many people attend the Rally every year and take pride in recounting how they 'haven't missed it for 20 years or more'. Many of the local B&B establishments take repeat bookings years in advance, assisted by the fact that the event is held consistently on the last Sunday in June each year.

Camping & Caravanning

Another popular facet of the Rally is the camping and caravanning facilities, and it's fortunate that visitors are able to set up camp immediately adjacent to the Rally for the entire weekend. On Friday night, the makings of a small mobile village begins to assemble, and many a barbecue and party is held by old friends who meet on the campsite each year.

Like most (but by no means all) Rallies, Longleat is organised by a voluntary group of Radio Amateurs for the benefit of their fellows. The proceeds of the event help to finance the activities of the RSGB Bristol group, including their increasingly successful Contest Group.

However, much assistance is obtained from the many Clubs in and around the Bristol area, and some of the proceeds are distributed to these. Other Groups, such as Repeater and Beacon keepers, RAIBC and the St. John's Ambulance Brigade (who provide the first aid) have also received grants.

Planning The Event

The work of planning the event begins in the Autumn. Having confirmed dates and the format of the event with the present Lord Bath's Agent, the organising committee arrange contracts for the major items of equipment to be hired.

The hire items include marquees, mobile toilets, tables, chairs, public address system, crowd barriers, generator, etc. These represent the major cost of organising the Rally and need to be fixed before exhibition and admission fees are set.

The major income to cover the costs comes from exhibition fees paid by traders. But smaller amounts are also derived from visitors admission fees, commission from the Bring & Buy stand, on-site caterers, etc.

Running a large event is no small undertaking, with costs running well

into five figures and hence the financial arrangements need to be carefully considered.

In January, a large mail shot is sent to the traders. We canvass about four times as many traders as usually attend. This work is undertaken by someone who will be well known to many visitors, the Bookings Manager **Gordon Lindsay G0KGL**, assisted very capably by **XYL Maureen**.

Prior to Gordon, yours truly (Shaun G8VPG) undertook this role for some years. And I was, in turn succeeded by **Brian Goddard G4FRG**, who for 11 years was known as 'Mr Longleat'!

Arranging a large Rally is a demanding task, which requires considerable commitment of your personal time. The number of telephone calls received can easily exceed 20 a day, and despite all our pleas, these are not always at very sociable hours. The record for lateness is 11.30pm, and for earliness, 6.20am!

Computer Equipment

Many visitors to Rallies comment on the amount of computer equipment now being sold. And it's interesting to see how the development of computers has been mirrored by their use in managing the event.

In the early 1980s, an attempt was made to use the then popular simple Sinclair Spectrum computers. Despite using a large amount of the expensive little rolls of especially coated paper that the primitive Sinclair printers demanded, the task was beyond the machine.


In the late 80s, the task was successfully implemented on my Amstrad PCW machine. These worked well and save an enormous amount of manual addressing and writing of letters.

When Gordon took on the task of arranging bookings, the application was transferred to a PC. Fortunately, we are lucky to have a number of Computer Professionals amongst the committee members.

The 'computer professional approach' provides many of the features of a professional marketing system, with smartly produced letters and the ability to provide the committee with regular reports. Traders booking late can be sent reminders at intervals.

Although the Rally is arranged by volunteers who might be correctly described as Amateurs in some respects, we cannot afford to be anything but professional in our management of the event.

As far as computers at Rallies are concerned, their presence simply reflects a demand which is present. Many Radio Amateurs have enthusiastically embraced computers as an extension of their hobby and Radio oriented computing is a significant sector of the home computer market.



'Bicycle mobile' in the early days! A young visitor just arrived at one of the early rallies.

However, there are still many companies selling 'pure' Radio products. In the early days of the event, these dominated the trade show.

Government Surplus

The 1950s and 1960s were the era of the Government surplus equipment and many traders sold ex-MOD equipment for a fraction of its original cost. This formed the heart of most Amateurs stations.

These days, Government Surplus equipment is quite rare and its collection and restoration has become a specialist interest of the hobby. And while on the subject of restoration and, I should mention that for some years now, the Rally has been pleased to host an exhibition from the well known Journeaux Collection of historic radio equipment.

Throughout the 1960s the growth of s.s.b. produced a new range of equipment and techniques that was less suited to home construction and modification of Government surplus equipment. The original dominance of British and American manufacturers was replaced by the Japanese names that we are now all so familiar with. Alongside these, the large national dealers developed and these companies usually have the largest stands at most Rallies.

Bring & Buy

The largest stand at Longleat is always the Bring & Buy. One large marquee is devoted to this, and the sea of faces pressed up against the crowd barriers around it testify to its popularity.



For those volunteers that run the stand, it's a very high pressure task and many of them are so completely absorbed that they miss the Rally altogether! Large queues build up as soon as it opens, with all manner of equipment being booked in for sale.

The stand operates on a commission basis, with 10% being deducted from goods sold. Over recent years, about 400 items are sold from the stand, with a total value in the region of £12,000.

Although the Rally can be planned by a handful of people, a much larger number are needed over the weekend on which it's held. Saturday is preparation day.


During the previous four days, contractors will have erected the marquees and delivered the equipment. In one day, we will then have to set up the trader's tables, fence the site, erect signs and position the large number of outside traders. Besides the Radio Rally, we also now feature a Craft Fair, an attraction that has provided popularity with Radio Amateur's families.

Loyal Supporters

The RSGB City of Bristol RSGB Group are very fortunate that many of the Amateur Radio clubs in our area are loyal and enthusiastic supporters of the Rally. Without their help, it would be impossible to organise the event. In return for their help, a proportion of the proceeds from the Rally is donated to Clubs, in proportion to help received from them.

We have no doubt that everyone who has attended will have their own memories of that Rally of Rallies.....the Longleat Mobile Rally! So, if you have not yet been to Longleat, why not pay us a visit this year?

We look forward to seeing friends old and new at the 40th Longleat Amateur Radio Rally to be held on Sunday 29 June 1997. The show opens a 9.30am - so don't be late in case you miss some of the 40th anniversary fun!



The late Marquis and Lady Bath presenting prizes at an early rally.

PW

Happy 40th Birthday Longleat Rally

**Practical Wireless & Short Wave Magazine would like to congratulate
The City of Bristol RSGB Group as they prepare for their 40th rally**

on

Sunday June 29 1997

**We are proud to sponsor the 40th anniversary rally and as usual we'll be there in strength.
So come and chat to the editorial teams during the rally on our usual stand where there's a
great welcome waiting for you!**

**We don't have any lions, nor penguins but we have got Kathy Moore, Rob Mannion G3XFD
and a Swann (in the shape of Tex Swann G1TEX) - who'll be delighted to help you
in any way they can!**

**So....come and join us at Longleat's
'roaring' 40th rally!**

Kenwood's Test Bench

TRIO



Gordon King G4VFX takes a look at an interesting trio of Kenwood instruments which he thinks could provide an economical way of obtaining that luxury 'dream machine' - a Spectrum Analyser.

By Gordon King G4VFX

Fig. 1: Indicative example of the formation of a spectral display, showing a minor response of -45dBm at 1.75MHz, a major response of -17dBm at 3MHz and a 'noise floor' around -50dBm.

A fascinating aspect of our hobby is the display of signals and their harmonics over a particular frequency spectrum on the screen of a calibrated cathode-ray tube. The facility is of tremendous help in designing and working with radio communications equipment.

Of course, the ideal becomes possible with a suitable spectrum analyser. But instruments of this kind are generally beyond the reach of most of us because of their elevated price, often in the tens of thousands of pounds region.

Nevertheless, if you have a reasonable oscilloscope in the shack then it's possible to obtain quite

partners (like a glove!) the SAE 1001, the connected pair having exceptional potential.

Kenwood's **FCE 1131 hand-held counter**, with a 5Hz to 1.3GHz capability, also arrived at the same time. Although this is not essential for the primary task, it does represent an attractive addition by allowing accurate calibration of the test set-up and frequency identification of the signals.

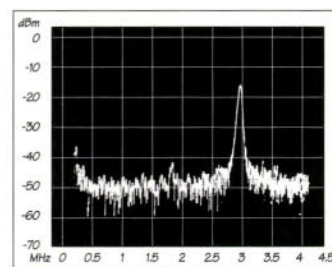
Spectrum Analyser

A spectrum analyser is basically a radio receiver whose output, rather than driving a loudspeaker, causes the trace of an oscilloscope to deflect upwards (in the Y direction) by an amount dependent on the strength of the tuned signal.

Deflection is usually arranged to be logarithmic, rather than linear, to cater for as wide as possible dynamic range, typically 70dB or even more. The Y sensitivity often corresponds to 10dB per vertical division of the display's graticule, but on some instruments it can be more or less than the 10dB.

As the scanning spot of the oscilloscope moves from the left to the right linearly across the screen (in the X direction) so the 'receiving' frequency is caused to increase in synchronism. The horizontal sweep is calibrated in terms of frequency by horizontal divisions on the display's graticule.

So if there are (let's say) ten divisions and each one corresponds to 1MHz, then the sweep would rise linearly to 10MHz from its starting



frequency. It would then return to commence the scan again.

The formation of a spectral response can be gleaned from **Fig. 1**. Here the horizontal scale goes from zero to 4.5MHz, with 0.5MHz per division, while the vertical scale goes from 0dB (dB milliWatts) down to -70dBm, with 10dBm per division.

As the analyser filter is swept from zero frequency at the start upwards, the system 'noise floor' can be seen around -50dBm until the filter 'tunes' the main signal at 3MHz which causes the substantial response peaking around -17dBm.

A much smaller response around -45dBm can also be seen at 1.75MHz, rising just above the noise floor. (This isn't a display from the Kenwood pair, but purely an indicative example from my own spectrum analyser).

Analysing Adapter

The Kenwood SAE 1001 Analyser Adapter has a frequency sweep at least from 400kHz to 1GHz. It has a 10-turn centre frequency control with the frequency being indicated by a clear liquid crystal display (l.c.d.) in a 20 x 45mm window.

The adapter is switched on/off



Fig. 2: The X-Y button of the CS-4125 oscilloscope which facilitates the SAE-1001 spectrum analyser adapter partnership.

commendable displays at a remarkably lower outlay merely by hooking it to **Kenwood's SAE 1001 Spectrum Analyser Adapter**. This will set you back less than £600 but will provide many happy and technically rewarding hours of interesting spectral investigation.

In addition to the adapter, I was also sent for review and application evaluation Kenwood's 20MHz dual-trace oscilloscope, the **CS-4125**. This

from the mains supply by a press button. A similar button activates a calibration marker which yields a fundamental of 50MHz and a multiplicity of harmonics at 50MHz intervals virtually to the instrument's upper frequency.

Another knob provides adjustment of scan width from 10MHz (1MHz per division on the 'scope) to 1GHz (100MHz per division on the 'scope).

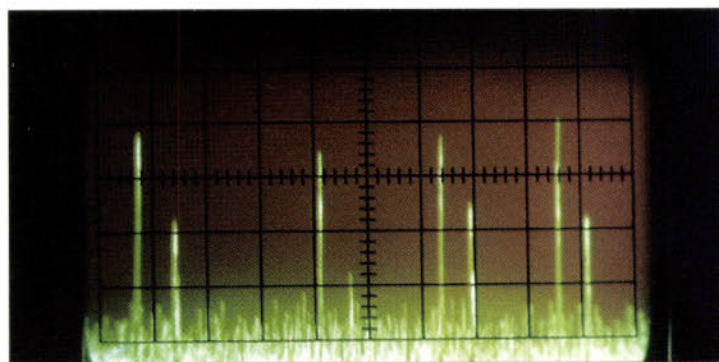
A third knob adjusts the scan rate from 0.5 milliseconds per division to 35 milliseconds per division. This is required so that the scan rate can be reduced to ensure that the response amplitude is not being impaired by the rate being too fast for the filter to track. (The swept filter has a -6dB bandwidth of nominally 250kHz).

A couple of front panel BNC sockets provide oscilloscope drive. They partner perfectly with a 'scope whose X and Y sensitivities are both 500mV per division, such as on the Kenwood CS-4125.

There's a third BNC socket which accepts the signal input across an impedance of 50Ω. The amplitude range is from 0dBm down to -70dBm, corresponding to 223mV down to 70μV potential difference (pd) across 50Ω. The adapter will accept a maximum of 10dBm (corresponding to 10mW or 707mV pd across 50Ω).

The amplitude response is logarithmic and with the Kenwood 'scope the vertical display corresponds to 10dB per graticule division. But, of course, a more magnified amplitude can be achieved merely by stepping up the Y input sensitivity.

The calibration marker at 50MHz corresponds to an output of 30dBm.



However, the harmonics vary in amplitude depending on their order.

Attractively Presented

The SAE 1001 is attractively presented in a dark grey enclosure and light grey front panel with an adjustable plastic stand. Dimensions are 360mm width, 88mm height and 235mm depth, excluding handle and feet.

Mains powered, the input to the SAE 1001 via a three connector socket at the rear and it runs on either 230V or 115V mains (50/60Hz), which is adjustable internally. Power consumption is 10VA and Kenwood state that it's EMC compliant.

Dual-Trace Oscilloscope

The Kenwood CS-4125 as already briefly mentioned, is a dual-trace 'scope and makes an excellent partner for the spectrum analyser adapter. This partnership is significantly aided by the 'scope's X-Y facility, which is activated by the press of a front button, allowing direct connection to the adapter.

In X-Y mode the channel 1 input provides the Y or vertical deflection, while the channel 2 input provides the X or horizontal deflection. For spectrum analysis, therefore, the X output of the adapter is connected to channel 2 and the Y output to channel 1, with the X-Y button depressed.

Vertical sensitivity on both channels in 'normal' mode is switchable from 1mV to 5V per graticule division by a pair of 12 position attenuator switches. Input impedance corresponds to 1MΩ across 22pF.

The 'scope's frequency response is up to 20MHz to the -3dB point from 5mV upwards and to 5MHz from 1 to 2mV attenuator positions. The low end goes down to d.c. or to 5/10Hz in the AC position of an associated channel switch, each one of which also has an **Input Earth** position, which can be handy.

Horizontal sensitivity is the same as the vertical sensitivity as also is the input impedance. But the bandwidth is only up to 0.5MHz and down to

d.c. or 10MHz (-3dB).

The X-Y phase difference is no more than 3° up to 50kHz. This is an excellent parameter when it comes to the display of Lissajou figures and phase shift measurements.

A 20 position rotary switch gives sweep times from 0.5μs to 0.5s per graticule division. This works in conjunction with a **Fine** control.

The sweep can be arranged either to free run without an input signal or

to trigger with a signal. There's the usual external trigger socket, of course.

Trigger source is selected by a five position switch. And a similar switch selects the **Trigger Mode: Auto, Normal, Fix, TV field and TV line**, the latter two useful for TV signal examination.

There are also controls for **Triggering Level and Slope, Beam**



Brightness and Focus (but no 'astigmatism' adjustment on the front) and **Vertical and Horizontal** position. A connector at the front delivers a 1kHz square wave at an accurate amplitude of 1V peak-to-peak and is useful for calibration.

A **Vertical Mode** switch provides for **Channel 1, Channel 2, Alternate, Chop and Addition**. So, in some ways, the 'scope will perform as a dual beam instrument.

Three front panel BNC sockets accept Channel 1, Channel 2 and trigger inputs and a pair of similar sockets at the rear cater for Channel 1 output and Z axis (this allows the beam to be intensity modulated, including the possibility of TTL level intensity modulation).

The CS-4125 comes complete with a precision high impedance probe with a 'one' and 'ten times' switch. This is useful for signal chasing where lead capacitance could be important.

The cathode ray tube (c.r.t.) face measures around 80 x 100mm. And a calibrated graticule is provided with ten horizontal and eight vertical divisions (80 10mm squares) with sub-divisions and percentage lines.

The instrument is enclosed in a pale blue cover with a grey front panel. The carrying handle seconds as an adjustable bench stand.

Power consumption is about 30W. Dimensions are 300mm width, 140mm height and 415mm depth overall. Weight is around 7kg.



Fig. 3: The CS-4125 and the SAE-1001 partnership in action in Gordon King's laboratory, the display showing a 50MHz signal at about -35dBm with sidebands either side at around -65dBm. The group of responses at the extreme right are local Band II f.m. signals! The left hand response represents the start at zero frequency.

Fig. 4: With a short antenna connected to the adapter, the four local TV station signals were displayed with the vision carriers around -30 to -35dBm. The sound carriers are the lower amplitude responses to the right (6MHz away) of the vision carriers.

Continued on page 36

Remarkably Portable

The Kenwood FCE 1131 is a remarkably portable counter. It's not much bigger than a hand-held calculator and has excellent specifications.

Two inputs are provided: **Input A** has a measurement range from 5Hz to 25MHz across an impedance of 1M Ω /25pF and an input sensitivity of 15mV over 10Hz to 20MHz. And **Input B** which has a measurement range from 20MHz to 1.3GHz across 50 Ω impedance and an input sensitivity of 10mV (r.m.s.) over 20 to 700MHz and 50mV to 1.3GHz.

The FCE 1131 has a large 11.5mm eight digit liquid crystal display (l.c.d.) and the electronics are based on the reciprocal counting technique, which is notable for high resolution. The timebase features a 10MHz crystal oscillator which has exceptional stability.

Measurement time is indicated on the l.c.d. and can be set for 100ms, 1s or 10s. It's normal for seven significant digits of result to be obtained per second.

To ensure that low frequency measurements are not affected by high frequency signals or spurious signals, the switching in of a low pass filter (50kHz cut-off) is achieved by depressing the time and hold button simultaneously. By pressing the hold button alone, the most recent reading can be 'frozen' on the display.

The FCE 1131 also allows the measurement of period over 5kHz to 25MHz with a resolution of 10 to 7ns (nanoseconds) to 1 μ s depending upon the measurement time and input frequency. Measurement time is selected by pressing a button labelled **Time** adjacent to the hold button.

The period mode is also activated by a press button and the input in this case is fed to socket A. Both sockets are of the BNC type.

Although the instrument can be switched on and off normally by a side slider switch, it can be brought into operation for about 15 seconds before automatically switching off again by pressing a frequency or period button. This is useful for battery conservation!

The l.c.d. also indicates the selected mode, and if the result calls for more than eight digits an 'overflow' arrow comes up on the display. There's also an indicator denoted 'Trig' which appears when a signal is detected and the counter is ready for measurement.

Power is provided by a 9V PP3 alkaline battery which goes into a small compartment at the rear of the instrument. Typical life span is 12

hours, but when the battery life falls to 10% remaining, the indication 'Bat' appears on the l.c.d.

The counter meets the requirements of the appropriate EMC (electromagnetic compatibility) directive. It's housed in a nicely styled plastic (ABS) case, which has a lift up bench stand at the back. Dimensions are 81mm width, 178mm length and 30mm depth. Weight is 190g excluding battery.

Potent And Low Cost

I found it remarkably easy to connect the 'scope and spectrum adapter together to yield a potent and low cost set up. The diagram in **Fig. 2** shows the X-Y button on the 'scope which facilitates the partnership.

The illustration in **Fig. 3** shows the two instruments connected up on the test bench with a 50MHz signal applied to the SAE-1001 and tuned to screen centre. I then introduced other signals to produce 'side frequencies', while the zero starting response can also be seen aligned to the far left vertical graticule line.

See Special Offer on page 39 of this issue to get your own 'test bench trio' at a really special price.

The little group of closely spaced responses on the extreme right of the screen represent the Band II f.m. radio signals from my local transmitter. I found that it was possible to resolve the subcarriers on some of the f.m. signals by zooming into just one or two of the signals. So that the subcarriers occupied the centre of the screen, I adjusted the scan width control towards maximum clockwise (e.g. minimum scan width).

The spectrogram in **Fig. 4** gives a good illustration of the four local TV channels (my local transmitter down here in Devon doesn't yet boast Channel 5, and this spectrogram provides it!), the taller of the responses are the vision signals and the shorter ones the sound signals at 6MHz spacing.

For the display in **Fig. 4** I used a simple indoor antenna. But even so the strongest signal is at -30dBm (e.g. 1 μ W), which corresponds to a signal strength of around 7mV potential difference (p.d.) across 50 Ω . The sound carriers average about -48dBm, corresponding to around 900 μ V.

The photograph, **Fig. 5**, shows the three instruments this time arranged on a test bench with a different test antenna, so the TV signals appear some 12dBm lower

than those in **Fig. 4**. Here can also be seen the FCE-1131 counter in operation.

Incidentally, when the 'scope is used in its normal mode and an actual signal is applied to the Channel 1 input, the frequency of that signal can be measured accurately by connecting the counter to the Channel 1 output socket at the rear of the instrument.

The spectrogram in **Fig. 6**, shows the calibration signal. The first highest amplitude response is the 50MHz fundamental. This, when used for amplitude calibration, should be set on the 'scope to just reach the -30dBm graticule line (the illustration shows it having been set about 2dBm high).

The other three responses in **Fig. 6** correspond to harmonics. These, as I've already noted, continue virtually to the upper frequency limit of the adapter.

Laboratory Tests

I carried out a number of significant laboratory tests to the instruments. However, my main attention was focused on the group as a whole when connected and arranged in spectrum analysis mode.

Following this approach, I found that the 10db per graticule division logarithmic linearity of the vertical response was rather outstanding over the whole usable dynamic range especially for an instrument in this lower price range (especially when compared with a much more expensive dedicated analyser).

The test sample I obtained was accurate to within one graticule subdivision, corresponding to less than ± 2 dB error. The linearity did tend to diminish if the input was allowed to exceed the nominal input level specification, but it is possible for the adapter to handle some 10dBm (about 700mV p.d. across 50 Ω) before it gets into trouble.

Horizontal accuracy was less good. But it's also of lesser importance because once the centre frequency has been established with the calibration signal or the zero frequency starting response (or both together for the best results) it's possible to read almost the precise frequency of a signal under examination by bringing the signal to the graticule's datum line by adjusting the centre frequency control knob.

The effects of the non-linearity along the X axis can be seen in the displays of **Figs. 4** and **6**. The vision and sound carriers in **Fig. 4**, for example, each have 6MHz spacing, yet the spacing distance at the right of the sweep is less than that at the left.

Continued on page 38



Summer '97 Catalogue

**Includes 40 page full colour
Computer Equipment Catalogue**

The Summer '97 Edition brings you:

- ▶ Even further additions to the Computer section extending our range of PC components and accessories at unbeatable prices.
- ▶ **WIN!** a 15" CTX SVGA Monitor in our easy to enter competition.
- ▶ 100's of new products including: Books, Connectors, Entertainment, Test Equipment, Security, Speakers, Satellite Equipment and Tools.
- ▶ A full range of Aver Multimedia products for PC and Mac.
- ▶ £25 worth discount vouchers.
- ▶ 232 Page main Catalogue, plus 40 Page full Colour Computer Catalogue, incorporating 24 Sections and over 4000 Products from some of the Worlds Finest Manufacturers.
- ▶ Available at WH Smith, John Menzies and most large newsagents, or directly from Cirkuit.
- ▶ **Get your copy today!**

£2.20
+ 30p p&p

Cirkuit



Cirkuit Distribution Ltd

Park Lane · Broxbourne · Hertfordshire · EN10 7NQ
Tel: 01992 448899 · Fax: 01992 471314
Email: mailorder@cirkuit.co.uk

AKD

UNIT 5, PARSONS GREEN ESTATE
BOULTON ROAD, STEVENAGE, HERTS SG1 4QG.


NEW ADDITION TO THE TARGET HF3 RANGE OF RECEIVERS MODEL HF3E

With parallel computer interface and receiver control software serial interface for RTTY, Fax, etc.

- ★ Frequency range 30kHz-30MHz
- ★ USB, LSB, AM
- ★ 1kHz steps with clarify
- ★ Filter bandwidth SSB = 2.6kHz wide
AM = 6kHz wide
- ★ Quasi synchronous demodulator
- ★ SO239 antenna connection
- ★ Backlight
- ★ 10 user programmable memories
- ★ Tilt foot for ease of desktop view of display
- ★ UK PSU and wire aerial
- ★ Power required: 12 volts

PRICE £299 + £6 P&P

TARGET HF3 AND HF3M RECEIVERS



HF3 – £159.95 + £6 P&P

- ★ Fully synthesised employing a phase lock loop VCO to ensure stable and accurate signal reception
- ★ Frequency range 30kHz-30MHz
- ★ CE approved
- ★ 1kHz steps with clarify
- ★ Audio output 2 watts
- ★ Headphone socket
- ★ UK PSU and wire aerial

HF3M – £209.95 + £6 P&P

Also includes:

- ★ Built-in weatherfax interface
- ★ Wefax disc and software
- ★ Interconnection cable to PC (9 PIN serial)

AKD internet details:- Web site: <http://www.kbnet.co.uk/akd>
E-mail: akd@kbnet.co.uk

**TEL: 01438 351710
FAX: 01438 357591**

Fig. 5: The Kenwood trio set up in the lab for test, showing the counter reading 149.993MHz.

In Fig. 6, each response is spaced by 50MHz, yet the sweep suffers

small test antenna connected to the adapter's input.

'Looking' at your transmitter's



some compression as it goes from left to right. However, this does not effect the accuracy of the frequency measurements at the datum line on the graticule as indicated on the l.c.d.

The non-linearity of display becomes more apparent on wide sweeps. This effect is a function of the non-linearity of 'scope sweep and of the analyser's oscillator sweep linearity.

It's possible to employ the adapter with almost any 'scope, even one without amplified X-Y facilities, by using the external trigger input (e.g. connecting this to the adapter's X output). I tried this arrangement with my own 'scope and found some improvement in X linearity, though the combination was less easy to set up than it was using the Kenwood instrument.

If you require to analyse signal sources which will not tolerate 'looking' into the adapter's 50Ω impedance, the coupling can be made to a standard 'scope probe. I found the probe which came with the CS-4125 ideal for this purpose, allowing coupling direct to high impedance circuits without adverse loading effects.

Important Applications

One of the most important applications of the Kenwood 'combination' in the Amateur Radio shack is being able to look at the harmonics being produced by your transmitter. And I found the best way of doing this was by the use of a

output in this way facilitates establishing a 0dBm datum on the fundamental. It also helps identify spurious signals or harmonics to see by their response on the screen whether any radio, TV or commercial transmissions at near-by frequencies could be affected!

My Yaesu FT-480R 144MHz transceiver at 10W produced a second harmonic at -50dB, a third at -60dB and a fourth at -65dB with no detectable spurious signals. My Icom IC-740 running at 10W at 21MHz produced a second at a mere -25dB (I must be looking into this soon!), a third at -60dB and a fourth at -70dB. Again, there was no sign of spurious signals. And a DNT M40FM converted CB transceiver running at 4W on 29.6MHz gave only a second harmonic at -60dB.

It isn't generally possible to resolve normal sideband components unless they are adequately removed from the carrier because of the fixed filter bandwidth of 250kHz (-6dB points). Nevertheless, certain third order inter-modulation components can be displayed.

I was pleased with the adapter's sensitivity corresponding to about 70μV p.d. across 50Ω which, in some cases made it possible to check 'off air' transmissions from other nearby, powerful Amateur Stations to assess their harmonic or spurious signal production!

It would be possible to introduce a wideband pre-amplifier to enhance the instrument's sensitivity, but this would need to have a very low noise

figure to improve the low level dynamic range. A more selective pre-amplifier would provide better results over a small part of the spectrum.

Significant Value

The set-up I reviewed also has significant value for the investigation of EMC problems. And although an instrument of this type cannot be expected to provide definitive information, it is certainly extremely helpful in determining the effectiveness (or otherwise!) of measures taken with the aim of minimising or resolving EMC problems.

For example, there are various ways (sadly, outside the scope of this present article) of ascertaining the magnitude of transmitter r.f. getting into the mains supply system. For this test a special 'coupling' is made to the power line allowing connection to the adapter.

Local signal fields can also be determined in the 'near field' with a special probe or magnetic pick up loop. Anyway, having possession of this sort of equipment in the shack will undoubtedly bring to mind a multiplicity of ways it can be used for a wide variety of tasks. This is not to say that professional use should be discounted! And I would certainly be very happy with the trio of instruments permanently in my lab!


The Spectrum Analyser Adapter has a price tag of **£581.63**, the **CS-4125 Oscilloscope**, **£351.33** and the **FCE 1131 Hand-Held Counter**, **£116.33**, all prices include VAT. The instruments are available from **Vann Draper Electronics Limited, Unit 5 Premier Works, Canal Street, South Wigston, Leicester LE18 2PL. Tel: 0116- 277 1400.**

My thanks go to **Tim Coates of Vann Draper Electronics Ltd.** for the loan of the items. It has provided a very interesting project and one which I am sure will be as much interest to our readers as it was to me!

See Special Offer on page 39 of this issue to get your own 'test bench trio' at a really special price.

PW

Fig. 6: This spectrogram shows the display of the SAE-1001 calibration signal where the response of approximately -30dBm amplitude is the 50MHz fundamental and the following responses some of the harmonics.



TACKLE THOSE TEST EQUIPMENT TRIALS WITH OUR TEST BENCH TRIO OFFER!

This month we've teamed up with Vann Draper Electronics suppliers of Kenwood test equipment to bring you an offer on three pieces of test equipment which when used together offer an economical way of obtaining that 'dream machine' spectrum analyser.

FCE 1131 Hand-Held Frequency Counter - Only £110!

This portable counter with its large eight digit display has a range of 5Hz to 1.3GHz and a measurement time that can set for 100ms, 1s or 10s depending on the users requirements. It's housed in a plastic case with a lift-up stand for sitting on the workbench.

The FCE 1131 gets its power from one 9V PP3 alkaline battery giving a typical operating time of 12 hours. It measures 178 x 81 x 30mm and weighs 190g excluding battery.

The FCE 1131 normally retails for £116.33 inc. VAT, plus postage however if you take advantage of our offer you can get yours for £110 inc. VAT plus £5.58 postage.



CS-4125 Dual-Trace Oscilloscope - Only £335!

This dual-trace 'scope makes an excellent partner for the SAE 1001 Analyser Adapter particularly due to its X-Y facility, which when activated by the press of a button allows direct connection to the adapter. The CS-4125 comes complete with a high impedance precision probe with a 'one' and 'ten times' switch and has a cathode ray tube measuring 80 x 100mm.

The overall unit weighs approx 7kg, measures 300 x 140 x 415mm. The power consumption is around 30W and the CS-4125 also has a carrying handle with 'doubles-up' as a bench stand.

The CS-4125 normally retails for £351 inc. VAT, plus postage however if you take advantage of our offer you can get yours for £335 inc. VAT plus £5.58 postage.



SAE 1001 Analyser Adapter - Only £550!

Offering a frequency sweep of at least 400kHz to 1GHz and a 10-turn centre frequency control this attractively presented piece of test equipment displays frequency information in a clear i.c.d. 20 x 45mm window. The SAE 1001 is mains powered and can run on either 230 or 115V (50/60Hz) which is adjustable internally and has a power consumption of 10VA.

Measuring 360 x 88 x 235mm, this versatile piece of equipment is presented in a dark grey enclosure with a light grey front panel and an adjustable plastic stand.

The SAE 1001 normally retails for £581 inc. VAT, plus postage however if you take advantage of our offer you can get yours for £550 inc. VAT plus £5.58 postage.



All products come with a one year guarantee and don't forget the postage charge is a one-off charge of £5.58 whether you order one or all three - you only pay once!

For a more in-depth description of this test bench trio see Gordon King G4VFX's review on **page 34** of this issue.

To take advantage of this offer just fill in the form provided or call the **Credit Card Hotline** on **(01202) 659930**.

☐ Please send me FCE 1131 Hand-Held Frequency Counter(s) @ £110 inc. Vat plus postage.

☐ Please send me CS-4125 Dual-Trace Oscilloscope(s) @ £335 inc. Vat plus postage.

☐ Please send me SAE 1001 Spectrum Analyser(s) @ £550 inc. Vat plus postage.

Name:

Address:

Postcode: Tel:

☐ I enclose a Cheque/Postal Order (Payable to PW Publishing) for £ (inc. £5.58 postage).

☐ Please charge my Access/Visa card the sum of £ (inc. £5.58 postage).

Card No:


Valid from: to:

Signature: Offer open until Friday 11 July 1997.



Radio Receiver Trainer

An Invaluable Learning and Design Tool for all Experimenters



The manual contains complete schematics and theory of operation of all the building blocks. Use this trainer to receive frequencies from 500kHz to 110MHz!

A set of proven alternate building block designs are included in the manual to get you started with your own designs. There is no need to get your complete receiver design working all at once. Build and test each block one at a time.

The Radio Receiver Trainer contains nine receiver building blocks and a comprehensive training manual.

Simply connect the building blocks to build AM, SW, Superhet and Direct Conversion receivers. Decode SSB, CW and FM!. Use proven building blocks to develop and test your own designs.

Pricing: Complete £129.00
Kit £89.00
(Kit excludes case & headphones)

P&P is £5 (UK), £8 (EC), £12 (World)
Add 17.5% Vat to Total Price

Building Blocks: RF Input Tuner
RF Oscillator
Mixer
IF Filter
IF Amplifier
AM Detector
Beat Frequency Oscillator
Audio Filter
Audio Amplifier

Mail Order To: **Pyramid Electronics LTD.**

204 Ferndale Road, Brixton, London SW9 8AG

Phone (0171) 738 4044 Fax (0171) 274 7997



(Out of office hours ordering by answering machine)

CONTRACT HIRE CARS

FOR THE BUSINESS USER

or

LEASE PURCHASE FOR THE PRIVATE USER

- ★ Contract hire or sales and leaseback
- ★ With or without maintenance contracts
- ★ **Any make or model** supplied to customer specification
- ★ 18 to 48 month agreements

June's special offers

VW Golf GTi 8 valve, 2 litre £245 per month + VAT

Land Rover Discovery TDi 3dr manual £277 per month + VAT



WHATEVER YOUR MOTORING REQUIREMENTS TELEPHONE FOR A COMPETITIVE QUOTE FROM AN INDEPENDENT CONTRACT HIRE COMPANY



Tel: 01202 657480

Fax: 01202 659950

Contact Chris Steadman at:

SM & M

Arrowsmith Court, Station Approach

Broadstone, Dorset BH18 8PW

ALL CONTRACT HIRE BASED ON 3 + 35 PAYMENTS 10,000 MILES PER ANNUM



Plane Speaking



John Worthington GW3C01 looks back at his days in the Royal Air Force during the Second World War and the Morse traffic he handled.

By John Worthington GW3C01

As might well be imagined, 99% of the traffic passed on c.w. in the RAF during the Second World War was encrypted for obvious reasons. Yet the Morse course devoted at least 50% to plain language and many instructors would pull out their morning paper and send passages from it.

Our class soon realised that we were getting quicker on this material than we did on reading coded signals which consisted of mixed random figures and letters. The reasons were primarily that we could guess familiar words that lay ahead and as we could write in longhand that it was much easier than capital letters.

Naturally the RAF insisted on capitals for the code as a mistake of

just one letter or figure was enough to render a message into gibberish.

When the Morse course was finished, all who passed the final exam emerged as being perhaps 15% quicker at plain language and were posted hither and yonder to their various squadrons or whatever, ready to take on whatever c.w. was thrown at them.

Accuracy Paramount

There were many who subsequently never logged a single word of plain speaking and everybody settled down to a life of 'gobbledegook' where accuracy was paramount and anybody who made even scarce errors was given the 'chop'. Given the amount of QRM both via the antenna and between the 'cans' and your ears, the amount of concentration was so

intense that it carried a man over into his off duty life so that it was quite common to see operators walking from the mess hall like the proverbial zombie.

Then one night at a station of Coastal Command, they had to deal with a civilian aircraft that had been diverted because of bad weather. This aircraft had on board a grizzled veteran who may well have known Morse himself and he was also wielding a bug key.

Now, bug keys were unheard of in UK forces until nearly the end of the war, but they came to be heard when the US joined the Allies. And at first

we operators thought that the folk making those incredibly fast transmissions were doing so on ordinary 'pump' keys!

We all marvelled at their skill and envisaged their wrists blurred as they manipulated so expertly. They seemed to be the telegraphic equivalent of Benny Goodman and his clarinet and we nodded sagely and thought 'The Yanks would have a superman to send such brilliant stuff'!

Unfamiliar Language

Anyway, the civilian aircraft's threw the entire signals office into a right 'tizz' as first one and then another op tried to copy down the unfamiliar plain language that was coming at them at a speed of 35 words per minute. Eventually, four lads were scribbling away and between them, managed to get the gist of what Morse's contemporary was saying.

Apparently, the large flying boat (for such it was) had been unable to see the lights of the little dinghies denoting the safest landing stretch on the water due to the foul weather (it was a gale of wind and snow) and was urgently requiring something better as an indicator. The arrangements for this were made swiftly without fuss and the best operator of the watch passed the information as if "he was to the manner born."

Modesty dictates that his identity be not revealed, but later when the US operator visited the cabin to distribute a large carton of 'Camel' cigarettes to the lads, they all told him how they were now resolved to re-activate their plain language Morse reading skills! Meanwhile, I hadn't the heart to tell them I preferred a pipe!

PW



MULTICOMM 2000



WORLD WIDE SHIPPING



Icom IC-756 £1839



Yaesu FT-920 £1479




Kenwood TS-570D £1199
Kenwood TS-570S + 6m £1399



Yaesu FT-1000MP AC £2095

AUTHORIZED ALINCO DEALER

ALINCO DR-605E 2m/70cms FM dual band transceiver
SRP ~~£399.95~~ UK's LOWEST PRICE



ALINCO DR-130E 2m FM 50 watt mobile transceiver
SRP ~~£249.95~~ UK's LOWEST PRICE



ALINCO DR-150E 2m FM 50 watt mobile transceiver with AM air band Rx
SRP ~~£279.95~~ UK's LOWEST PRICE



ALINCO DR-430E 70cms FM 35 watt mobile transceiver
SRP ~~£259.95~~ UK's LOWEST PRICE



ALINCO DR-M06T 6m 10 watt FM mobile transceiver
SRP ~~£249.95~~ UK's LOWEST PRICE



ALINCO DX-70HP (100 watt continuous) HF and 6m transceiver
SRP ~~£729.95~~ UK's LOWEST PRICE



ALINCO DJ-180 2m FM hand held transceiver with nicad and charger
SRP ~~£169.95~~ UK's LOWEST PRICE



ALINCO DJS-41C UHF mini hand held transceiver
SRP ~~£129.95~~ UK's LOWEST PRICE



ALINCO DX-70TH HF + 6m 100W high power general coverage receive
£689 UK's LOWEST PRICE



ALINCO DJ-G5 UK's most popular dualband receiver
£265 UK's LOWEST PRICE



ALL TRANSCEIVERS MODIFIED FOR EXTENDED COVERAGE

AOR

★★★★★★

AOR AR8000
£295.00



★★★★★★

AOR AR7030
£689.00



AOR AR5000
£1299.00



AOR AR3030
£499.00



AOR AR3000A
£699.00



RECEIVERSRECEIVERSRECEIVERSRECEIVERS

ICOM

ICR-10
£325.00



ICOM IC-R8500



£1445.00

JRC NRD-535



£1295.00

YAESU

FRG-100
£459.00



BEARCAT

9000XLT
★ ★ ★ ★ ★
★ ★ ★ ★ ★
★ ★ ★ ★ ★
£269.00



YUPITERU

MVT-9000
£389



YUPITERU

★★★★★★

MVT-7100EX

£240.00

★★★★★★

MVT-7200EX

£345.00



MVT-8000EX

£325.00



MVT-7000EX

£235.00



MVT-225EX

£225.00



SALES HOTLINE: 01480 406770

WORLD WIDE MAIL ORDER • LARGE SHOWROOM • HUGE DISCOUNTS

KENWOOD



TS-950S DX £1750

KENWOOD



TS-450SAT £725

KENWOOD



TS-850SAT £899

KENWOOD



TS-940SAT £995

★ ★ WE NEED YOUR USED EQUIPMENT ★ ★
TOP PRICES PAID ... Guaranteed!!!
Let us sell your equipment for you. 0% commission.

Bargain clearance of used equipment + ex-demo 12 months guarantee on most of our used equipment

AKD 2 METRE 25W.....	£100	KENWOOD TS-440SAT HF TRANSCEIVER.....	£699	TRIO R-600.....	£180
AOR 3000 WIDE-BAND RECEIVER.....	£440	KENWOOD TS-690SAT HF TRANSCEIVER + 6M.....	£925	UNIVERSAL M400 DATA DECODER (NEW).....	£169
AOR 3000 WIDE-BAND RECEIVER.....	£430	KENWOOD TS-830S SHORTWAVE TRANSCEIVER.....	£349	VARIOUS FILTERS FROM.....	£20
AOR 3000A WIDE-BAND RECEIVER.....	£540	KENWOOD TS850SAT wonderfull performance.....	£975	WATKINS & JOHNSON HF1000 THE ROLLS ROYCE.....	£2999
AOR 3000A WIDE-BAND RECEIVER.....	£550	KENWOOD TS-950SDX THE ULTIMATE		WELZ WS-1000 MICROSCANNER.....	£240
AOR AR-3030+VHF RECEIVER.....	£499	TRANSCEIVER.....	£1,750	YAESU FC-707 ATU.....	£69
DATONG SPEECH PROCESSOR.....	£50	KW MATCH.....	£39	YAESU FL-2010 LINEAR.....	£95
DRAKE R8E DELUXE SHORTWAVE RECEIVER.....	£650	LOWE HF 150 SHORTWAVE RECEIVER.....	£249	YAESU FL-6020 6 MTR.LINEAR.....	£95
DRAKE TR7 A-LINE COMPLETE SYSTEM.....	£825	LOWE HF 150 SHORTWAVE RECEIVER.....	£285	YAESU FP-700.....	£89
ERA RS-232 DISPLAY.....	£80	LOWE HF-225 EUROPA DELUXE RECEIVER.....	£415	YAESU FRG-100 SHORTWAVE RECEIVER.....	£395
ERA RS-232 DISPLAY.....	£70	LOWE HF-235 COMMERCIAL SHORTWAVE RECEIVER.....	£559	YAESU FRG-7700 SHORTWAVE RECEIVER.....	£249
ERA SYNOPTIC DECODER.....	£35	MFJ 300W DUMMY LOAD.....	£29	YAESU FRG-7700 SHORTWAVE RECEIVER.....	£269
GARMIN GPS 45 + ACCESSORIES.....	£200	MFJ 462B DATA READER.....	£80	YAESU FRG-8800 SHORTWAVE RECEIVER.....	£310
GRUNDIG YB-700 PORTABLE RX.....	£295	MFJ 962C HI-POWERATU.....	£169	YAESU FRG-8800+VHFRECEIVER.....	£399
ICOM AT-180 AUTO ATU.....	£175	MML 10-144 TRANSVERTER.....	£55	YAESU FRG-9600.....	£289
ICOM IC-255E.....	£125	MML 10-70 TRANSVERTER.....	£40	YAESU FRT-7700 ATU.....	£50
ICOM IC-A20 AIR BAND TRANSCEIVER.....	£199	MML 144/1296 TRANSVERTER.....	£125	YAESU FRT-7700 ATU.....	£50
ICOM ICR-1(NEW) MINI-SCANNER.....	£259	MOMENTUM MCL-1100 DATA DECODER +		YAESU FRV-7700 VHF CONVERTER.....	£50
ICOM ICR-7000 VHF/UHF RECEIVER.....	£579	MONITOR.....	£225	YAESU FRV-7700 VHF CONVERTER.....	£50
ICOM ICR-7000 VHF/UHF RECEIVER.....	£625	NETSET PRO-44 SCANNER.....	£85	YAESU FRV-7700 VHF CONVERTER.....	£60
ICOM ICR-7100 VHF/UHF DELUXE RECEIVER.....	£895	OPTOCUB FREQUENCY COUNTER.....	£120	YAESU FT-101ZD CLASSIC HF TRANSCEIVER.....	£295
ICOM ICR-7100 VHF/UHF DELUXE RECEIVER.....	£795	PANASONIC RF-B65 PORTABLE RX.....	£89	YAESU FT-101ZD CLASSIC HF TRANSCEIVER.....	£300
ICOM ICR-71E SHORTWAVE RX.....	£450	RACAL RA-1772 FANTASTIC SW RECEIVER.....	£475	YAESU FT-101ZD MK3 CLASSIC HF TRANSCEIVER.....	£359
ICOM ICR-71E SHORTWAVE RX.....	£499	RACAL RA-1772 FANTASTIC SW RECEIVER.....	£750	YAESU FT-101ZD MK3 CLASSIC HF TRANSCEIVER.....	£365
ICOM ICR-72E SHORTWAVE RECEIVER.....	£495	RACAL RA-1772 FANTASTIC SW RECEIVER.....	£750	YAESU FT-10R 2M HANDHELD.....	£140
ICOM ICW-21E DUAL BAND HANDHELD.....	£195	RACAL RA-6790-GM THE ULTIMATE RECIEVER.....	£1,995	YAESU FT-221R 2METRE BASE MULTI-MODE.....	£245
ICOM RC-11 REMOTE.....	£35	REALISTIC PRO-2036 BASE SCANNER.....	£140	YAESU FT-290R MK2.....	£289
ICOM RC-12 REMOTE.....	£35	ROBERTS R827 PORTABLE RECEIVER.....	£129	YAESU FT-415 NEW. UNWANTED GIFT.....	£139
JPS NIR-1 DSP FILTER.....	£120	ROBERTS R827 PORTABLE RECEIVER.....	£139	YAESU FT-470 DUAL BAND HANDHELD.....	£195
JPS NIR-10 DSP FILTER.....	£160	ROBERTS RC-818 PORTABLE RX.....	£130	YAESU FT-50R DUAL-BAND HANDHELD.....	£210
JRC NRD 525 DELUXE SHORTWAVE RECEIVER.....	£649	ROBERTS RC-818 PORTABLE RX.....	£160	YAESU FT-690 MK2 6 MTR. MULTI-MODE.....	£300
JRC NRD 535 DELUXE SHORTWAVE RECEIVER.....	£759	SANGEAN ATS-803S PORTABLE.....	£90	YAESU FT-709R UHF HANDHELD.....	£140
JRC NRD 535 DELUXE SHORTWAVE RECEIVER.....	£799	SELDEC DECODER.....	£35	YAESU FT-757GX.....	£495
JRC NRD 535 DELUXE SHORTWAVE RECEIVER.....	£899	SIGNAL R-517 AIRBAND RECEIVER.....	£90	YAESU FT-890 SHORTWAVE TRANSCEIVER.....	£599
JRC NRD 535 DELUXE SHORTWAVE RECEIVER.....	£925	SONY AIR 7 AIRBAND RECEIVER.....	£100	YAESU FT-890 SHORTWAVE TRANSCEIVER.....	£649
KENWOOD R-2000 SHORTWAVE RECEIVER.....	£310	SONY AIR 7 AIRBAND RECEIVER.....	£120	YAESU MH-12 SPK/MIC.....	£19
KENWOOD R-2000+VHF RECEIVER.....	£389	SONY SW55 PORTABLE RX.....	£159	YAESU SP-767 SPEAKER.....	£80
KENWOOD R-5000 DELUXE SHORTWAVE RECEIVER.....	£659	SONY SW77 PORTABLE RX.....	£189	YAESU SP-901 SPEAKER.....	£75
KENWOOD R-5000 DELUXE SHORTWAVE RECEIVER.....	£699	SONY SW77 PORTABLE RX.....	£225	YAESU Y0-100 STATION MONITOR.....	£110
KENWOOD R5000 SHORTWAVE RECEIVER.....	£649	STANDARD AX-700 SCANNER+PAN ADAPTER.....	£345	YUPITERU MVT 7000 HAND HELD SCANNER.....	£170
KENWOOD SMC-34 SPK/MIC.....	£19	STANDARD C-528 DUAL BAND HANDHELD.....	£195	YUPITERU MVT 7100 HAND HELD SCANNER.....	£200
KENWOOD TM-702E DUAL BAND RECEIVER.....	£299	TENTEC SCOUT + 3 MODULES.....	£295	YUPITERU VT 125 AIRBAND RECEIVER.....	£120
KENWOOD TS-120S SHORTWAVE TRANSCEIVER.....	£295	TRIO R-600.....	£160		

Unit 3, 86 Cambridge St, St. Neots, Cambs PE19 1PJ


Fax: 01480 356192

E-Mail: sales@multicomm2000.com

Website: www.multicomm2000.com



Brunning's Box Of Tricks - A Teaching Package Reviewed



By Tex Swann G1TEX

Tex Swann G1TEX, along with being our Technical Projects Sub-Editor is a keen and dedicated computer user. Here he takes the opportunity of looking at an interesting new software teaching package which is full of teaching tricks!

Many eons ago (it feels as if it was when dinosaurs still ruled the earth) I started playing with computers. The first machine I played with for two hours a week, was a room-filling 'mini-computer' that probably had less power than the scientific calculator I now use. The programming language I used then was the 'high-level' (like English) language Algol-70, the forerunner of Pascal.

In modern terms, programming a computer is done in such esoteric languages such as 'C', 'C++', Pascal, Pascal+, Object Oriented Programming Languages (OOPS!), Visual Basic, (and Visual C and Pascal) and of course the new one for the 'world-wide-web' - Java (wasn't that west of Krakatoa before the big bang?). All of these tend to be huge languages, often needing a CDROM to hold all the program parts.

So, what place is there for a low level language that comes with its own in-built smart text editor and takes up just over a third of the space on a single 720k IBM PC disk? Not much you may say - but that would be a gross understatement of the power of Brunning Software's 'Brunword MCA' package.

Teaching Package

Peter Brunning has put together a whole teaching package based around a simple text editor and program 'compiler' for the 80x86 series of central processing units

(c.p.u.) that's at the heart of almost every IBM PC or clone. The programming language is called 'Assembler', a language normally used when interfacing to hardware in the computer (see separate panel).

So, let's have a look at what you get in the whole package which consists of a 300 page ring-bound book called *Experimenting with PC Computers*, and a box of goodies with which to carry out the experiments.

Let me look at the book first, as it's available separately. In format the 300 page ring-bound book is well laid out in 16 chapters (containing 49 'experiments') and five appendices. There are many circuit diagrams scattered throughout the book,

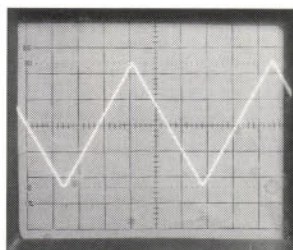


Fig. 2.

I've shown the ladder network in Fig. 1. And as you can see it's very clear in its layout. I've also included a photograph of a triangular wave in Fig. 2. (Each ramp is made up of 256 discrete levels).

The book chapters include 'Introduction And Software Installation', 'What is Computer Control?' followed by 49 experiments. These start from the simple flashing of an I.e.d., to creating your own on-screen oscilloscope for audio signals. It's at this point I must mention that the power of your PC limits the upper frequency of the 'scope.

The book covers more than just 49 experiments, it touches on items such as thermocouples and audio signals - producing and measuring them. It also has a section on Fourier analysis of a waveform -

the why and wherefore of its usefulness.

To help you understand more about the c.p.u. at the heart of your PC, almost one third of the book is devoted to explaining how the 80x86 c.p.u. and MSDOS work together to become the computer that you're using. The various internal registers and 'flags' of the c.p.u. are laid out in simple terms making it readable for people of almost any level.

Over the years that I've worked on IBM PCs and clones as a support engineer I've built up a rather large library of MSDOS and assembler language books. Because of my experience I think that Peter Brunning has managed to distil, out of these weighty (and expensive) tomes, the essence of the system that is the IBM PC.

The Hardware

Now, after the 'paperware', let's turn to the hardware in the box. In the box are some 20 packets of individual components. There are passive components, resistors and capacitors, both simple and electrolytic.

Each value of resistor is in its own small resealable bag with the value written on the white label stripe, so making them easy to find.

Also in the box are various semiconductors. There are diodes (Zener and normal signal diodes), transistors (*npn* and *pnp*), and a 'hyperbright' I.e.d. There are also some short pre-stripped wire links

Fig. 2: A triangular ramp signal produced from the D/A converter circuit of Fig. 1.

Fig. 3: All the 49 experiments are built up on this well produced solderless breadboard system.




Fig. 3.

6. Using a Ladder Network

During the experiments in the previous chapter we have found that the simpler arrangement of the three bit analogue to digital converter has two problems. The first is that the outputs from this computer need to be isolated by including a diode in series with the resistor, and the second that the output voltage must be kept very low to achieve good linearity. What we really need is an arrangement where the resistors can be pulled up and down, so that we no longer need the diodes, and it would be useful to swing the full 5 volts. This can be achieved by using a 18 28 ladder network.

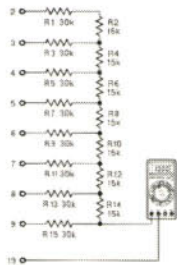


Figure 11: The final 8 bit digital to analogue converter.

Fig. 1.

49

in a separate packet.

The wire links are to be used on the included, beautifully presented, 'patch panel'. The circuits are built up on a solderless connector block with two sections of 30x6 contacts as shown in Fig. 3. My only real quibble was that some of the links could have been just a little bit longer, making wiring up an slightly easier job.

Low Density Disk

Last but not least, in the box is the low density (720k) IBM PC formatted disk with the software on it. In these days of commercial software needing at least one CDROM, it comes as a bit of a shock to find a single disk hiding in the box. Even more of a shock was that the active program is apparently so tiny (I've seen word processor text files bigger!).

Tiny it may be though, the Brunword Assembler (BWA) is both fast and capable! You get a built-in text processor that has an assembly line checker incorporated. If the line cannot be assembled a sound 'trill' indicator alerts you to the error before it begins the next line.

When you've written (and saved) the assembler text to disk you can create the machine code program. A neat touch here is that BWA uses the same first part of the name that you use for the assembler text (giving the machine code program the '.COM' extension).

As you work your way through the thick book from front-to-back (and you must do this as many 'experiments' build on techniques and files used in preceding parts) the experiments become more and more complex.

Working your way through the

whole package is certainly not a task that you'll finish in a short time. Even within the month that I had to 'play' with BWA package, I didn't complete the whole course. So be aware that this isn't the simple and easily completed package this appears at first sight to be - it's very comprehensive.

However, having said that it isn't quick to complete, overall the whole package left me with a rather pleasant glow of satisfaction after each experiment was completed. And though I write this review before 'the end' of the course so to speak, I have to say that the BWA experience is satisfying in a way I thought I'd lost.

All Ages & Abilities

The overall package could be used by people of all ages and abilities. Although the speed with which the course is completed will vary with typing skills and knowledge.

As I mentioned earlier, even with a month to play with the package and some previous knowledge of assembler, I didn't complete all 49 experiments. So, it does mean I've got some enjoyment to come.

My thanks go to Brunning Software for the chance to regain control of my computer once again! *Experimenting with PC Computers* is available for £24 and the associated kit for £46 from the PW Book Store.

PW



Fig. 1: The well laid out diagram of a ladder network for producing a 256 step analogue signal from an 8-bit digital one.

ASSEMBLER LANGUAGE EXPLAINED

If you've not heard of the Assembler language (usually just called assembler) before, then it's going to seem to be almost incomprehensible. But keep on with it, it's actually easier and simpler than you think now!

Each microprocessor maker has their own idea what each command should be called. But as this particular software is to run on an IBM PC (or Clone) the assembler language used is Intel's own.

The 80x86 assembler language is full of such acronyms as 'mov', meaning move or copy, 'cli' - meaning clear interrupt flag and 'inc' - meaning increment or add one to a number. These and many others are explained in the latter 100 pages of the 300 page book that accompanies the 'course'.

One thing tends to baffle most newcomers to low level programming is the method of counting used. In assembler you may use numbers ('0' to '9' in base-10 or decimal) or the rather strange looking Hexadecimal which has a base of 16. A hexadecimal number has a small 'h' added at the end to distinguish it.

COUNTING IN HEXADECIMAL

Counting in Hexadecimal (base 16, not base 10) is actually quite simple (although it may at first sight not seem to be). The hexadecimal numbers are: 0, 1, 2, 3, 4, 5, 6, 7, 8, 9, A, B, C, D, E and F (the character 'F' has a decimal value of 15). So stick at it and don't be put off!

You must not let this apparent backwards step discourage you. When using assembler language you have the **whole power of the c.p.u. at your command**. And if you think this is an idle boast - look at an old 16MHz clock speed 80286 machine running the GEM graphical system (predating Windows by several years) at a reasonable clip. We now have graphical systems that run subjectively very little faster on machines with 40-50 times the power and memory!

However, I digress, back to work now! Assembler language programs are turned into a numerical code that the c.p.u. understands perfectly. So, the computer can run flat out carrying out the series of commands at **high speed**.

Because you - the programmer - are 'talking' to the processor direct, the c.p.u. carries out the command **exactly and in the order in which you specify them**. And therefore you have to be far more painstaking to make sure that you do things in the correct order and in the right place. If you change a value in memory that shouldn't be changed then the whole systems may come crashing around your ears.

A comparable analogy occurs when you're building an amplifier and you are not allowed to use any integrated circuits or pre-wound inductors. The job **will take a little longer**, but you have a complete job

that, when it's finished, you may be proud of, and your knowledge is that bit enhanced because of the process.

I've copied a section of one of the first programs here below and documented it to show you how easy it really is to write assembler Fig. 4. The items 'cx' and 'dx' are c.p.u. 16-bit internal memory (register) locations. The items 'ah' and 'al' are 8-bit parts (low part and high part) of the 16-bit 'ax' register.

SIMPLE PROGRAM

The very simple program shown in the panel turned out to be only 52 bytes long, and will continuously flash the l.e.d. coupled to the printer port until the 'Escape' key is pressed, and then it drops back to the DOS command line. A similar program in either Pascal or C would be 40 or 50 times as big to do the same thing.

Without the 'dead' counting loops the l.e.d. would flash so fast that it would seem to be continuous (and may be many thousands of times per second depending on your computer). This speed of operation (because you are in control of what - and how the computer does things) may be used to great advantage by building your own computerised oscilloscope - that works!

Tex Swann GITEK

; A program to flash a light emitting diode		
; Turned on when a value of '1' is sent out,		
; turned off when a value of '0' is sent out.		
Label	Instruction	Comments
Led-on:	mov dx,378h	; point register dx to the printer port
	mov al,1	; copy the value 1 into al register
	out dx,al	; output the value in al to the printer port
	mov cx,65535	; copy a big number into cx register
Label-1:	push cx	; save this value on the 'stack'
	mov cx,20	; put another value into cx
Inner-1:	loop inner-1	; count cx down to zero
	pop cx	; get first value of cx
	loop Label-1	; take 1 away and jump to label1
		; counting from 20, 65535 times
		; now the program can carry on
Led-off:	mov dx,378h	; point to the printer port again
	mov al,0	; this value turns off the l.e.d.
	out dx,al	; when it is passed to the port
	mov cx,65535	; Start another count sequence
Label-2:	push cx	; see above for the action
	mov cx,20	
Inner-2:	loop inner-2	
	pop cx	
	loop Label-2	
Keyin:	mov ah,1	; after one 'on' and one 'off' let's
	int 16h	; see if the keyboard has been touched
	jz led-on	; No! - Start again (to flash on)
	mov al,0	
	int 16h	; check the keyboard again
	cmp al,27	; Was it the 'Escape' key?
	jnz led-on	; No! - Start again (to flash on)
	int 20h	; if you're here then Stop!

F.A.Q.

FREQUENTLY ASKED QUESTIONS



SERVICE DEPARTMENT ON SITE WITH QUALIFIED ENGINEERS?

ONLY SERVICE DEPARTMENT AUTHORISED BY ALL FIVE MANUFACTURERS -
STANDARD, YAESU, ICOM, KENWOOD & ALINCO?

TWO CUSTOMER SERVICE PERSONNEL TO DEAL WITH AFTER SALES ENQUIRIES?

TURNAROUND ON SERVICE WORK WITHIN FIFTEEN DAYS?*

COLLECTION OF FAULTY EQUIPMENT THE SAME DAY ANYWHERE IN THE UK?**

ONLY U.K. DEALER APPROVED BY DOMESTIC & GENERAL AND A.R.I.S. FOR REPAIRS?

APPROVED MAIN SUPPLIER TO MOST OF THE U.K.'S INSURANCE COMPANIES?

ONLY DEALER TO OFFER FIVE YEARS WARRANTY WITH ACCIDENTAL DAMAGE ON ANY
NEW PRODUCT AND FIFTEEN MONTHS WARRANTY ON USED?

SERVICE CENTRE OPEN 5 DAYS A WEEK? (YOU'D BE SURPRISED HOW MANY AREN'T)

DEDICATED CUSTOMER SERVICE HELP LINES?

NO "FIXED" SERVICING COSTS YOU ONLY PAY FOR THE TIME TAKEN

* SUBJECT TO PARTS AVAILABILITY

** IF REQUESTED BEFORE 10:30AM

**THE ANSWER TO ALL THESE FAQ'S
YES, YES, YES!**

**I'm asked a lot these days,
usually about prices and
customer service.**

When you visit my store in London you won't be confronted with walls of televisions, Hi Fi, or tumble dryers. Amateur Radio isn't a side line it's our main source of business, that's why we take it so seriously. Just Amateur Radio, all on display wired up and ready to demonstrate.

I realise that prices are important to you and that's why my prices are always competitive. We'll even PRICE MATCH* to ensure you won't pay any more than necessary for your new transceiver or accessory.

My team of knowledgeable licensed Sales and Customer Care staff are here to look after you. Here is one of the many remarks made by a satisfied customer on the way he was treated by ML&S.

**Chris Wood, GOKMX on
buying his new
Yaesu FT-920 commented:**

***"This is the
"GOLD STANDARD"
with which others should
benchmark their service"***

**To see how you can benefit
from dealing with a
professional company in
amateur radio give my
sales team a call on
0181 566 1120 or
Customer care on
0181 566 0 566**



* ML&S will price match any advertised price by another authorised dealer providing the item is in stock at the time of ordering

WEB SITE: <http://www.martin-lynch.co.uk>

MARTIN LYNCH
& Son

THE AMATEUR RADIO EXCHANGE CENTRE

140-142 NORTHFIELD AVENUE, EALING, LONDON W13 9SB

■ Martin Lynch can also offer finance terms upto 36 months. Deposits from a minimum of 10%. We welcome your part exchange against any new (or used!) product, provided its clean and in good working order. Call the Sales Desk today. APR: 19.9% Payment protection is also available.
■ All units are brand new and boxed and offered with full manufacturers RTB warranty. All prices quoted for cash/cheque or Switch/Delta card.
■ Finance on all products is also available. (Subject to status).

with ML&S!

With the introduction of SIX METRE repeaters now available in the U.K. (congratulations to Iain Philipps G0RDI instrumental in the GB3AM repeater in Amersham), there's every reason to buy a rig with SIX included. Most transceivers have CTCSS encode fitted as standard (you'll need a sub audible tone to access any of the repeaters), or available as an option. Better still, buy a multimode and join in the DX on SSB & CW.



YAESU FT-920

Yaesu once again proving that you can have your cake and eat it. The FT-920 operates on HF and six metres (100W on both), has DSP and a new display. See our web site for a quickie review by Henry Lewis G3GIQ. CTCSS encode as standard but FM is optional at £49.

RRP: £1699. **ML Price: £1499.**
150 deposit & 12 x £123.89. Cost of loan £137.68
or 24 x £67.58. Cost of loan £273.03
or 36 x £49.00. Cost of loan £415.33.
Add 5 years warranty for only £159!



ICOM IC-756

After reading the review by Peter Hart last month, its little wonder we sold over twenty '756's in April! Fantastic display, 100W on all bands, HF+6M, dual receive etc. Read the review in RadCom or see our web site for G3GIQ's write up - he was so impressed he bought one himself! CTCSS encode as standard.

RRP: £2199. **ML Price: £1899.**
£190 deposit & 12 x £156.95. Cost of loan £174.45
or 24 x £85.62. Cost of loan £345.88
or 36 x £62.08. Cost of loan £526.16
Add 5 years warranty for only £179!




ICOM IC-706MK11

The only HF 100 watt transceiver with 100W on SIX and 20W on 2M! Icom have invented a transceiver that's already two years ahead of the competition. The new mk11 addresses all the minor shortfalls that existed on the mk1. Don't mess about, just order one. CTCSS encode as standard.

RRP: £1195. **ML Price: £1049.**
Deposit £109 & 12 x £86.32. Cost of loan £95.95
or 24 x £47.09. Cost of loan £190.25
or 36 x £34.15. Cost of loan £289.40
Add 5 years warranty for only £139!

ML&S WEB SITE

The very latest news, lists of used equipment, gossip, information and much more has earned the Martin Lynch & Son web site as "one of the best" in the world for Ham Radio. Visit us on www.martin-lynch.co.uk today! If you are not on the web and would like some info, please call Steve Jelly on 0181 566 1120.



STANDARD C5900D

For those of you patient enough to wait for the ONLY 2/70/6 FM mobile, you can now relax. The new C5900D is now available & reviewed in this issue with Mr Lorek being staggered at its performance. If you want the ultimate in TRIPLE BAND with 35W on 70, 45W on 6M & 50W on 2M then place your order today. CTCSS encode as standard.



RRP: £799
Deposit £89 & 18 payments of £39.44
FREE FINANCE! 0% APR

YAESU FT-690RMK11 + 30W MM Linear Amp

The FT-690R is probably the most flexible transceiver to use on Six. Employed as a portable, the unit offers 2.5W on all modes, plug in to the MM linear and achieve 30W out for mobile or base use.



RRP: £588. **ML Price:**
Both units supplied for only £499!

Deposit £50 & 12 x £41.23. Cost of loan £45.83
or 24 x £22.49. Cost of loan £90.87
or 36 x £16.31. Cost of loan £138.23

ALINCO DR-M06

The Drayton Manor Rally saw this very popular 6M 10W FM rig sell by the crate full. Easy to use and very well presented. CTCSS encode as standard.

RRP: £249.95 or 3 credit card transactions of £83.33



JRC JST-245

Possibly the ultimate HF transceiver with SIX metres, not only is the new JST-245 aimed at the professional user, but it now incorporates a mains PSU and offers 150 watts output from 1.8 - 54MHz.

RRP: £3495
ML PRICE: £2299

Deposit £299 & 12 x £183.68.
Cost of loan £204.16,
or 24 x £100.20. Cost of loan £404.80.



SCOOP PURCHASE

NEW PRODUCTS

Yaesu VX1-R

Latest edition from the Yaesu stable. Ultra-compact, Dual Band transceiver with wide band coverage receiver.

- 500mW output on 2/70
- Lithium Ion Battery
- 5-1300MHz receive
- 6 Character Alpha-Numeric display
- Built-in CTCSS function
- Dual watch feature
- AM Airband RX
- Size: H81xW47xD25mm
- Weight: 125g with antenna & battery

PRICE: £TBA

Yaesu VL-1000

Latest 1kW HF+6m linear amplifier.

Available October '97

- 1kW Output on HF+6m
- Built-in High speed Auto ATU
- 2 radio inputs
- 4 auto switched antenna outputs
- Omni-glow display with SWR LCD graph
- Separate PSU for easier installation
- Auto band switching for most Yaesu HF rigs
- Size of each unit: 410Wx 135Hx410D

PRICE: £TBA

■ **E-MAIL: sales@martin-lynch.co.uk**

■ **CALL TODAY FOR THE LARGEST SELECTION OF NEW & USED EQUIPMENT IN EUROPE.**

■ **TEL: 0181 - 566 1120**

■ **FAX: 0181 - 566 1207**

■ **CUSTOMER CARE: 0181 - 566 0 566**



■ Martin Lynch is a licensed credit broker. Full written details are available on request. Finance is subject to status. £8OE. £10 p&p on all major items.

0181-566 1120

OPENING TIMES MON - SAT : 9.30 - 6.00 LATE NIGHT THURSDAY BY APPOINTMENT

Carrying on the Practical Way

By George Dobbs G3RJV

This month in his popular and widely read 'sermon on practical radio'....the Rev. George Dobbs G3RJV describes a 'wide range' variable crystal oscillator for the 3.5MHz band.

This month's project - a useful variable frequency oscillator (VXO) employing a ceramic resonator.

Over the years the amateur radio QRP literature has produced a mighty body of simple transmitters. The sort of thing that the beginner can use to put their first home generated signal on the air.

A surprising number of the seasoned constructors in amateur radio began by building a simple transmitter to give them a watt or two on the h.f. bands. It's the stuff of real Amateur Radio.

The usual limitation of these little transmitters has not been their power output so much as the fact that most of them are crystal controlled. It can be frustrating to be tied to a single frequency when the whole amateur radio world seems to be operating on every other frequency.

I suspect that many crystal controlled transmitters have been built but have seen little real use. Although in my own case I must say I've found crystal control very useful at times. It comes into its own when I have been monitoring a band from my workbench.

It can be quite interesting to listen on just one frequency and call anyone who 'passes by'. I have been surprised at what does turn up in the course of an evening on one point on a band

If I use a v.f.o. controlled rig the temptation is to hear stations on the edge of the passband. I tune to work them and before I know it,

I'm tuning up and down

the band working stations and never complete my work on the bench!

In The Beginning

In the beginning, most constructors start with a crystal controlled transmitter because of the problems of building a stable variable frequency oscillator. Those problems are probably overstated **but they can be difficult** for the beginner.

One solution is to use a variable frequency crystal oscillator (VXO). This is usually done by adding a variable capacitor, sometimes with a little added inductance, in series with the crystal.

The VXO circuit allows a small degree of movement in frequency. As our American friends say...it makes the transmitter 'frequency agile'.

Although VXO circuits **are useful**, there are also **some problems**. The main one being the limitation of

"Short and long term stability is one of the biggest challenges to the ham designer of VFOs"

Doug DeMaw W1FB: from *W1FB's Design Notebook*

frequency shift.

The amount of shift depends upon the frequency of the crystal. Several kiloHertz of shift are possible with crystals of 10MHz or higher, but on 3.5MHz the maximum shift is typically 1 to 1.5kHz.

Any attempt to shift the crystal frequency too far will result in degraded stability. So a 3.5MHz VXO transmitter is only marginally better than a crystal controlled transmitter on the band.

Ceramic Resonators

Recently many constructors have been turning to ceramic resonators in place of quartz crystals. Although slightly less stable than a crystal in an h.f. oscillator circuit, they have two distinct advantages. They are also much cheaper!

A ceramic resonator from Maplin Electronics costs around 60p. They also have a lower Q which means they can be shifted over a great frequency range.

An added bonus is that there's a readily available ceramic resonator at a frequency of 3.580MHz - in the '80 metre' band's c.w. sector. Several circuits have appeared in recent times using this resonator for applications on '80'. My experience with them suggests that they are a good way to obtain a stable 'frequency agile' signal.

The diagram, **Fig. 1**, shows the circuit for a ceramic resonator VXO for 3.5MHz. The circuit follows ideas from **VK6SA**,


SM7UCZ and others who have commonly used resonators in h.f. projects.

In the simple form illustrated, a 3.580MHz resonator will tune from 3.50 to 3.60MHz. This provides coverage of the whole c.w. sector of the 80 metre band.

The VXO is based on the well known, and well loved, Colpitts Oscillator with a variable capacitor in series with the resonator to provide the frequency shift. An inexpensive three terminal regulator chip produces a stable 8V supply for the oscillator.

I used a BC182 because I have a lot of them but any similar PNP transistor will serve the purpose. The output is taken from the emitter of Tr1.

I also included a preset potentiometer as the emitter load resistor to allow adjustable output from the oscillator. And on checking



the output on an oscilloscope I had in excess of 2V output from just below 3.5MHz to about 1.4V at just above 3.6MHz.

Stability Good

Short and long term stability were both good. The worse drift occurred at the very high end of the frequency range.

To obtain the amount of frequency shift required, C1 must be in the order of 150pF or more. I used a Polyvaricon variable capacitor culled from an a.m. transistor radio. Not the best component to use in a frequency determining circuit but the stability was better than I expected.

The oscillator could probably be used to drive a small transmitter or a direct conversion receiver, or perhaps even a superhet with a 455kHz intermediate frequency. I may press it into use for another project in this column.

With some of these ideas in mind I tried a little buffer circuit added to the VXO. This is shown in Fig. 2. I moved the output level control to the emitter of the buffer amplifier. For only a few extra parts this little circuit offers a very useful buffer stage for the VXO circuit.

So, here's another easy and cheap to build circuit to add to the armoury of the home constructor. Let me know what you use it for!

PW

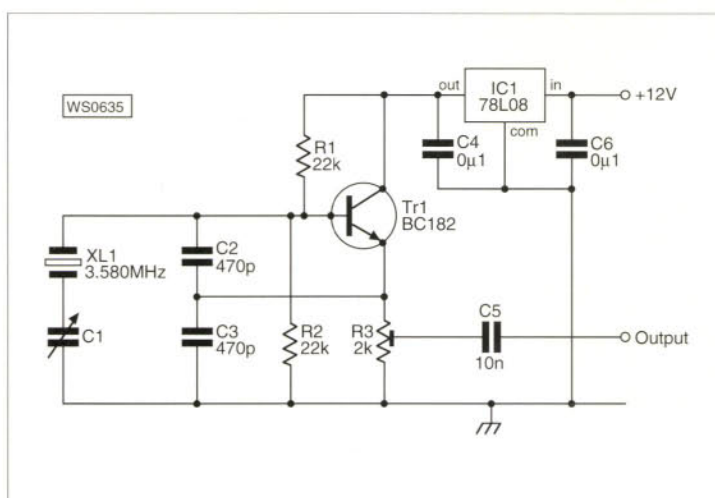


Fig. 1: Circuit of the VXO controlled oscillator, employing a ceramic resonator - providing a much cheaper alternative to expensive quartz crystals (see text).

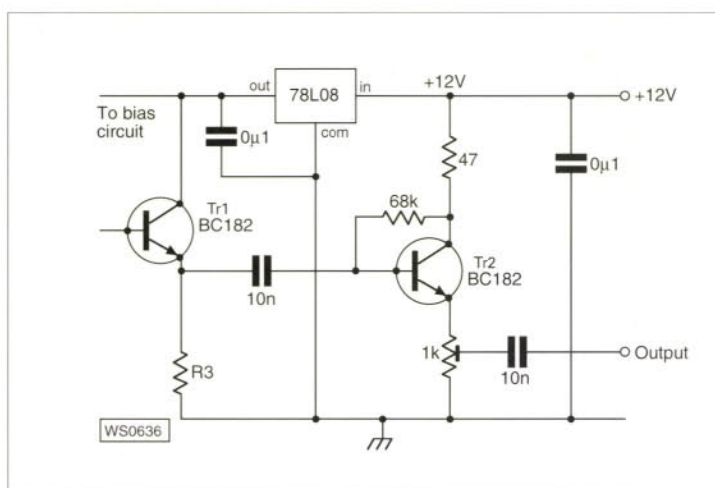


Fig. 2: George G3RJV added a simple buffer to the original circuit. He says that the few extra components prove their worth in this modification (see text).

Join George G3RJV next month for more practical hints & tips.....
DON'T MISS IT!

Errors and Updates

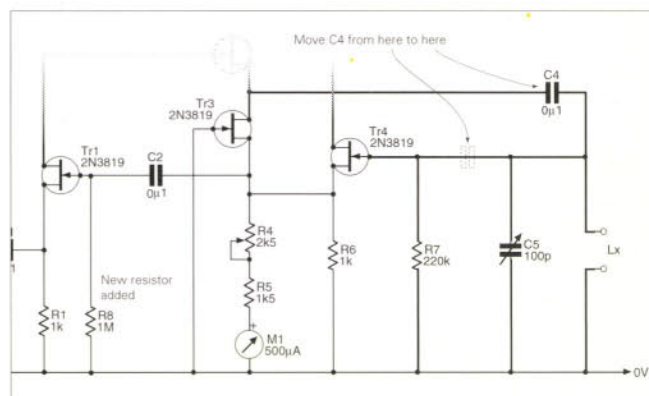
Carrying On The Practical Way (PW April 1997)

Two of the pins of IC2 in George Dobbs G3RJV's 'FF7' receiver were inadvertently misnumbered on the drawing of Fig. 1, on page 50 of the April 1997 issue of PW. The two audio inputs to IC2 should be on pins 2 and 3 (not pins 1 and 2), and the positive of feedback capacitor C16 should go to pin 1 of IC2 (not pin 3 as shown in the diagram).

Dip Meters - Dutch Style (PW May 1997)

In Wim de Ruyter's 'dip' oscillator article on page 51 of the May 1997 issue of PW, due to misinterpretation of the author's drawings, two errors were made. One component was shown in the wrong position and one resistor was left out of the circuit.

The missing component, a 1MΩ resistor (labelled R8), should be fitted between the gate of Tr1 and the 0V line and capacitor C4 should be moved. In the circuit diagram of Fig. 1 on page 51 of the May 1997 issue, delete C4 from its present position and, insert it in the position shown.



Sterling Excellence!

The Icom IC-207H Dual-Band Mobile Transceiver



By Richard Newton G0RSN

*Keen mobile operator
Richard Newton
G0RSN takes a look
at a new mobile
transceiver from the
Icom 'team'.*

The Icom IC-207H is an Amateur Radio dual-band mobile transceiver covering 144 to 146MHz and 430 to 440MHz. It's supplied with a d.c. power cord, mobile mounting bracket, spare fuse, instruction book and a rather impressive looking DTMF multi-functional fist microphone.

One of things I look for in a mobile transceiver these days is a detachable front. It's so difficult to fit even the smallest radios into modern cars.

The Icom IC-207H has the detachable front facility and is very easy to use. Sadly there is no facility to plug the microphone into the display head, it has to remain in the main body of the radio.

The obvious reason for detaching the head is to make it easier to mount the radio in the vehicle. To do this you have to purchase an optional extra, the extension cord.

The mounting bracket for the head seems to be a separate optional extra as well. If you have placed the main radio in the boot you will then need the optional extra that extends the microphone cord. In this case you will also have to purchase the speaker extension cable, (another optional extra) or you could make your own!

The plethora of optional extras that are needed in order to separate the head from the body of the IC-207H may seem excessive. However,

if you give Icom the benefit of the doubt, you will consider, as I did, that it gives the customer the choice. You do not have to shell out on an expensive kit only to find you need one or two items from it for your particular situation.

The head when detached really is very small and neat. It can be easily

operate. On the uncluttered rear panel you will find the standard power cable fly lead socket.

You will also find on the rear panel a speaker output and Data socket. This will support 1200 or 9600bps Packet operation.

Icom seem to have departed from the 'norm' with the antenna socket. This is a chassis mounted SO239 type.

Unlike some dual-band radios, the IC-207H only allows you to operate one band at a time. (I'm used to operating dual-band radios that will monitor both bands at the same time).

I must confess I missed being able to monitor the local 144

and 430MHz repeaters on the way to and from work. The only way I could find to do this was to either programme

both frequencies into memories and then scan. (The Icom IC-207H scans memories of both bands at the same time), or to use the 'Priority Watch' facility.

The Icom IC-207H has four power settings, Low (5W), Mid-Low (10W), Mid-High (20W) and High (50W on v.h.f. and 35W on u.h.f.). I liked this choice of settings.

Most mobile radios I have seen recently seem to have just three settings for transmit power, these are usually 5, 10 and then a massive jump to something like 50W. I have often wished for something in between the mid and high settings. Icom must have read my mind!

The Icom IC-207H has all the



The detachable front facility of the IC-207H which G0RSN found to be very easy to use.

placed in a shirt pocket or handbag. Even if you do not mount the IC-207H radio separately, the easily removed head is a wonderful security feature.

The microphone plugs into the main unit using the now familiar modular type plug. The microphone is very impressive. Most of the radio's controls, certainly all the ones I found I needed, could be controlled from the microphone.

The buttons are very well back lit. They are translucent and all controls can be seen, even at night.

Function Controls

The function controls on the main unit are well labelled and easy to



Most of the IC-207H's controls can be controlled from the microphone.

facilities you would want to see on a modern radio. It supports DTMF transmission, and although it does not appear to support DTMF paging itself, it could be used to send DTMF tones to a radio equipped with DTMF paging.

The IC-207H has an amazing 150 memories, in addition to this it has a 'CALL' channel for each band. This is a dedicated memory that can be accessed at the touch of a single button.

The rig also has five 'scratch pad' memories. During v.f.o. operation, the transceiver automatically memorises operating frequency information, it will remember the last five frequencies you operated on! (That's impressive I don't think I could remember the last five frequencies I operated on!).

The IC-207H is very easy to operate, the memories are easy to programme and the radio can be configured with ease. There is no need to tinker with advanced settings if you don't want to, the radio will perform beautifully as soon as you turn it on. It's a radio you can enjoy straight away and even more as you learn about everything it can do for you.

Caught My Eye

There are a certain features on the IC-207H that really caught my eye. Icom have put a fully functional CTCSS encode and decode function on this radio. No optional extra here! Excellent move, and I hope others take note.

To compliment the fully functional CTCSS the IC-207H has an audio alert system that can be used in conjunction with CTCSS squelch. You can also get the IC-207H to scan for what CTCSS tone is being transmitted by another station.

Whenever I get the opportunity to look at a new radio I always seem to find a function that I call my favourite. The Icom IC-207H was no exception.

As an ardent mobile operator I find it annoying that mobile radios are supplied with fist microphones. I then have to spend time and money rigging up a hands-free set-up. Not so with the Icom IC-207H!

Icom have incorporated something that I have seen in commercial p.m.r. circles but never come across as a supplied option on amateur radio equipment. The excellent inclusion is that of a programmable locking push to talk (p.t.t.) function.

At the touch of just two buttons the microphone can be programmed to latch into transmit, it will stay there until you hit the p.t.t button again. Just hang the microphone up on the

dash and you have instant hands free! I can't compliment Icom enough for this absolutely wonderful little addition.

On Air

So how did it fare on air? Well in actual fact it did extremely well.

The first station worked was **John G0TZW**. John was mobile and my able assistant, **Steve G1YNY** worked him through **GB3SC**.

John checked us on input having given us a very good report through the repeater on audio. John was even more complimentary on the audio when he heard our very strong signal on the input.

The next was a mobile-to-mobile simplex contact with **Gary G4UED** in Amesbury. From our location in Bournemouth this was a distance of some 64km. Again I received more compliments on the audio and enjoyed a very pleasant contact.

I also heard **G8LVC** giving the RSGB news broadcast who was an end stop signal from Chandlers Ford, something in the region of 40km away.

Finally I worked **Ian G8MLC** on the Northern side of the Isle of Wight. Using locators we worked out this was a distance of 48km.

Ian passed the following comments totally unsolicited at the very start of the contact. "Very good audio, excellent. Very clear and distinct". This was coupled with an extremely good report on the signal.

I had a very enjoyable chat with Ian, I used every transmit power setting. He gave me a good report even on the 5W setting and then dropped his power to 1W. The Icom still received him without hesitation.

Excellent Impression

The over riding impression I got from this radio

was one of excellence. Especially with the transmitted audio quality. **Everyone I spoke to on this radio** commented on the excellent audio quality.

I found it easy to use. It has some good features and I'm sure it would give sterling service.

My thanks go to **Dennis Goodwin G4SOT** of **Icom UK Ltd., Sea Street, Herne Bay, Kent CT6 8LD. Tel: (01227) 741741** for the loan of the IC-207H which retails for **£439** and is available from all Icom approved dealers.

PW



Manufacturer's Specifications

General

Mode	f.m.
Antenna Impedance	50Ω
Scanning Speed	16 Ch/sec (programmed scan) 8 Ch/sec (memory scan)
Power supply	13.8V d.c. ±15%
Usable temperature range	-10°C to +60°C
Dimensions	140(w)x40(h)x184.5(d)mm
Weight	1.17kg

Transmitter

Modulation System	Variable reactance frequency modulation
Max. Frequency deviation	±5.0kHz
Spurious emissions	< than -60dB
Microphone impedance	600Ω
Output power current drain	50W (v.h.f.) 12A 35W (u.h.f.) 11A 20W (v.h.f./u.h.f.) 6.5A 10W (v.h.f./u.h.f.) 5.5A 5W (v.h.f./u.h.f.) 4.5A

Receiver

Receive system	Double conversion superheterodyne
Intermediate Frequencies	1st 46.05MHz, 2nd 450kHz
Sensitivity (for 12dB SINAD)	< 0.18μV
Squelch sensitivity	< 0.1μV at threshold
Selectivity	> 12kHz/@6dB < 30kHz/@60dB
Spurious response rejection ratio	> than 6dB
Audio output power	> 2W at 10% distortion with internal speaker
Current drain	Max rated audio 1A Standby 800mA

Chip In & Build.... Your Own Shack Desk

By Noel Orrin G3BBK

Noel Orrin G3BBK describes the construction of an attractively simple but pleasing shack desk. It only requires simple butt joints and Noel thinks the project is well within the 'average skill level'. So let's see that sawdust fly in your workshop!

You too can have a professional-looking shack desk if you follow the example set by G3BBK.

Every shack has some sort of working area for equipment and writing space. Most of us will usually start our amateur radio activities with little hardware, probably a 144MHz rig with power supply, an s.w.r./power meter and off you will go, using whatever comes to hand as a working area.

The 'whatever is to hand' approach is fine if you're the type who never collects more hardware. But invariably **you will!** And what happens when you can't expand sideways? - you'll start piling black boxes on top of each other! It's then that things begin to get out of hand, look ugly, and the working surface begins to develop a noticeable sag.

Opportunity To Design

I fell into the same trap of using any surface myself, so when we moved house some years ago, I took the opportunity to design something. It had to be simple to build, useful, look good to me and suit my needs.

The first thought was to just make something which would be strong and have a large enough area to accommodate everything on

one level, in fact some sort of rectangular table. That's fine, but if you've got a fair amount of equipment (and probably also a computer) and accessories which you want to keep close to the radio gear, you've got to have long arms to reach everything without moving your chair.

Sitting at the centre of a semi-annular (ring shaped) desk, with a swivel chair at the centre would be theoretically ideal as this would maintain everything equally accessible. But to construct a desk to this format would not be an easy task for a d.i.y. enthusiast.

Following on my line of thought, it was obvious that a near enough ideal solution would be to make an 'L' shaped desk. This shape would be far more practical.

The design which follows is intended to be simple. It doesn't require more than the usual tools found at home (screwdriver, power jig-saw, hand plane, hammer and drill).

The dimensions given may of course be amended to meet your specific requirements. **However, I would caution you against**

reducing the depth (front to back) of the desk, as you'll need to be able to position most equipment at the back and have a good clear working area in front of it for logbook, notes, computer keyboard, etc.

Functional Details

The functional details are shown in the heading photograph which shows my finished desk. It's complete with radio equipment on the left-hand side and computer items on the right. Note that there are no power sockets on the desk.

I considered that power points take up too much room, collect dust and are accessed rather infrequently. Therefore, in my version they're mounted as multiple strips of four outlets on narrow planking.

All the sockets were pre-wired prior to mounting the planking underneath the desktop at the rear. This has proved very satisfactory and I think this makes for a neater looking surface as all cables lay neatly over the back of the desk.

The desktop is actually constructed as two discrete items, i.e. the left-hand side (l.h.s.) and right-hand side (r.h.s.). They may be built in your workshop or garage and bolted together with two carriage bolts, on final assembly in the shack. This makes handling much easier, as when the desk is assembled the desk it's quite heavy.

The working surface may be finished to your choice. I decided to use plastic Vinyl sheeting in imitation gained leather appearance, as found in some car seating. This material is readily available from soft furnishing shops.

The front of the desk has generously rounded edges. This has three purposes: firstly it's much more comfortable to rest the arms on, secondly it obviates an otherwise sharp edge (which could lead to premature wear of the Vinyl) and finally, I think it looks better!



Construction Dimensions

The construction dimensions for the working surface, are shown in **Fig. 1**. All measurements are in millimetres unless otherwise stated. Naturally, you will vary the lengths to suit your own shack space, with the principle of construction remaining the same.

In essence, it's a 'table-top' mounted on a 'table-top', with cut-offs in the lower 'top'. This is to allow the desk to stand firmly on the three box like legs.

The upper and lower table-tops are cut from sheet chipboard. As I envisaged heavy loads, I used 19mm thick sheeting for both and the dimensions given assume that. You may change to 12mm chipboard if you wish to lighten the construction.

Four sheets are cut to identical size for tabling. Because they can be unwieldy to handle in a small working space and because it's important to have straight cuts, you may prefer to order all sheeting cut to size from your local timber merchant (as I did) and the extra cost is very small.

Designate two of the sheets as 'lower surfaces' and remove the areas shown, **Fig. 2**, in both of them. Mark out, and drill a starting hole where necessary and use your jig saw (or borrow or hire one!).

You may wonder why the cut out at the angled end is so far back from the 'front' at 235mm. The answer is simple - it's to allow plenty of knee room when swivelling about in a chair.

The two curved cut-outs (which are only done to one piece) are to provide access for tightening the two carriage bolts underneath. These hold the two halves of the desk together on final assembly.

Mounted Above

The desk top proper is mounted above its respective facsimile, but separated from it by a frame of ready planed 20 x 30mm timber. The 20mm sides being in contact

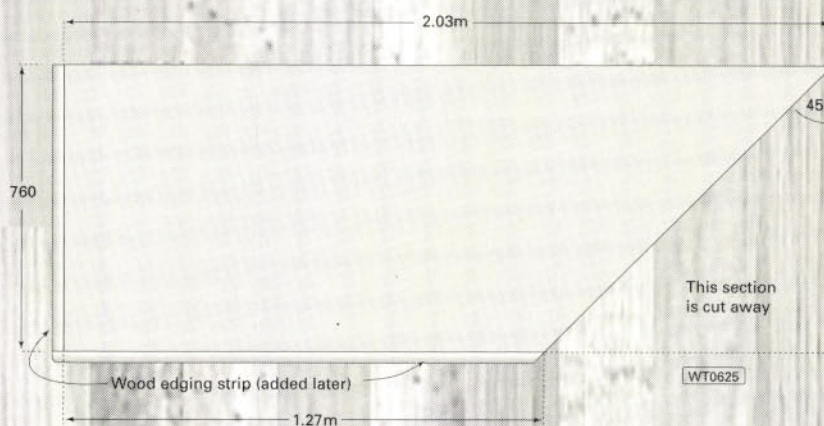


Fig. 1: The layout of the top sections (two similar pieces have to be made).

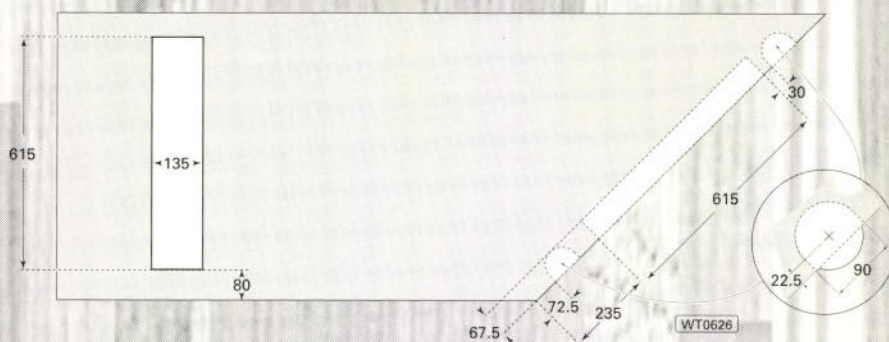


Fig. 2: The layout for the bottom section, and again two similar pieces are required.

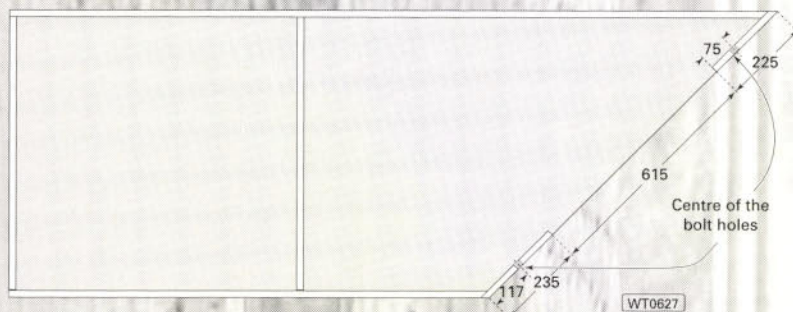


Fig. 3: Using 20 x 30mm frames to make the spacers to provide spacing between the 'decks' of the desk top.

with the desktop. The diagram, **Fig. 3**, illustrates this, and including a reinforcing piece across the centre of the desk in each half.

Drill clearance holes through the chipboard for countersink screws, and countersink the chipboard appropriately. Before assembling drill clearance for 3/8in diameter x 2in carriage bolts.

Ensure that you drill both the l.h.s. and r.h.s. at the same time with them clamped together. This is to ensure you have no alignment problems when joining the two halves of the desk together.

Before screwing the top of the desk on, tap the carriage bolts into position. Their heads will self 'lock' into the framing and temporarily put their nuts on loosely, so they can't be accidentally knocked back and lost inside.

Put a screw about every 200mm. No 'fancy joints' are required at the corners, just 'butting' the joints is adequate as the main purpose of the framing is to give depth to the surface top for the 'legs'. (all joints, screw heads, etc., will eventually be covered over).

Note, that the rounded cut-outs **need only be made in the surface which will be on the lower side** where the nuts go and provide access for fitting and tightening the nuts to the carriage bolts on final assembly of the two halves. Using a jigsaw it's easy to cut roughly elliptical as this is easily done in one 'sweep' of the machine.

To complete the woodwork on the desk tops, (before bolting together) and using countersunk screws, you should fit a strip of wood (70 x 200mm if a 19mm desk surfaces is used) to the front sides of the desk, then planing them to a smooth curve at the top and bottom. **Note:** Screwing them in position first makes it easier to plane the wood, as they don't flex.

Box Legs

Now for the box legs. These are three identical open ended boxes, made to be a loose fit in the rectangular holes in the lower desk surface. (The boxes are loose to allow for hole tolerances and also to allow for Formica type laminated covering, if you wish).

So, to start you need six pieces of 19mm chipboard, each 740mm high by 610mm wide for the broad faces of the boxes. These are screwed to the 19mm thick chipboard, which are 740mm high by 85mm wide. Again, space the screws about 200mm apart and countersink (**Fig. 4** refers).

You now have to decide whether you will just paint the box legs or finish them in laminate as I did, using mahogany grained surface. If you decide to cover them with laminate, using contact adhesive, the legs should still fit easily into their desk holes.

Note that the desk just stands in the legs, no screwing is necessary. If your desk is on a level surface, you'll find it rock steady and there'll be no flexing even if you stand on it!

Working Surface

I recommend finishing the working surface with grained Vinyl, as mentioned earlier. Originally, I was going to stick it on with contact adhesive, but this can be tricky using a large area to handle, as it's not possible to slide the covering into position.

After a little thought, I opted for using a staple gun and with the help of a friend stretching the material, I stapled it on the underside of the desk top halves.

Note this is done before joining the halves together.

Using small scissors and a sharp knife, it's easy to cut 'V' notches in the Vinyl at the rounded ends of the desk and fix with contact adhesive. **Make sure you overlap all end edges** as this way, as it makes for a professional looking finish.

Finally, to improve appearance, prevent things sliding off the ends of the desk and to cover up the wrapped over edges of Vinyl there's a little fine carpentry needed! Firstly you need two pieces of nicely grained wood, of 800 x 90 x 20mm dimensions. Then round off all edges, stain and polish to choice and fit to the ends of the desk with a couple of well countersunk screws.

The finished wood edging should be fitted so that there is a balanced overlap all round of approximately 10mm. This gives a modern look to the desk. Hide the

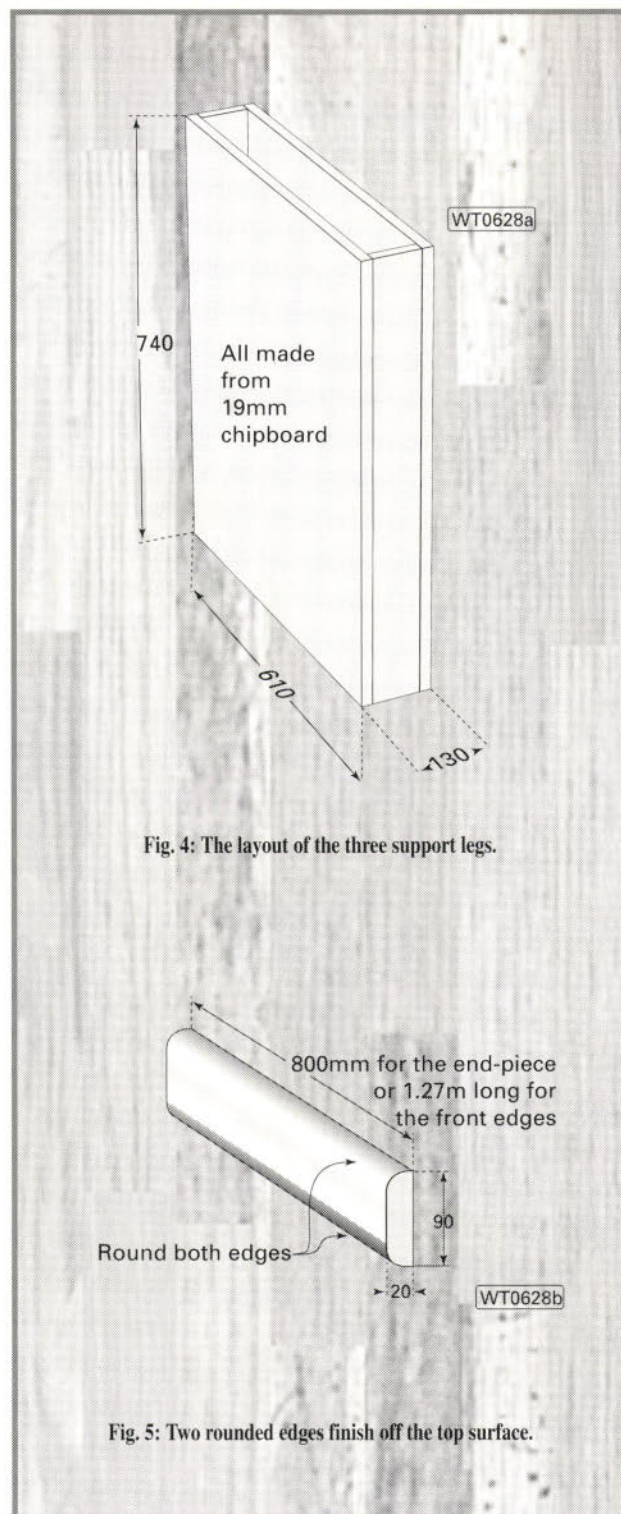


Fig. 4: The layout of the three support legs.

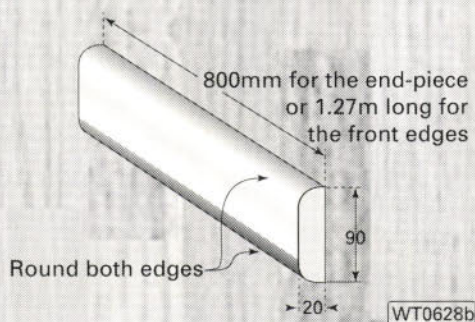


Fig. 5: Two rounded edges finish off the top surface.

screw heads with a bit of dowelling glued in and stain to match. (See **Fig. 5**).

All that now remains is to position the box legs in the shack, lower the desk halves into position and bolt together firmly, using large washers to spread the nut loading. Screw the planking strips holding your mains power sockets, referred to at the beginning of this article, to the lower rear faces of the desk. Now stand back and admire your handy work!

PW

On Secret Service....

With G6TW & 'Skyranger'



By Leon Platt

Leon Platt, who formerly held the callsign G3RPU pays tribute to his late friend G6TW's contribution to Second World War intelligence gathering in Britain's darkest hour.

As a result, a secret enemy base on Heligoland was bombed

This is a true account of the events experienced by my friend **Joe Noden G6TW**. He was one of the very first licensed Radio Amateurs in the early days of radio, and his secret activities considerably helped to reduce our shipping losses during the Second World War.

Sadly, my friend is no longer with us. Joe became a 'Silent Key' in the early 1960s. Personally I have been a radio enthusiast for quite a number of years. But in the early days, I was just a short wave listener.

My friend's callsign 'George Six Tokyo Whisky' was much senior to me and a great inspiration. His knowledge of radio was unsurpassed and I would visit him at his radio shack when he was on the air, becoming almost hypnotised by what I saw and heard. I

knew that one day I would be on the air myself!

However, to get back to the story. At the beginning of the War, the Government Radio Services Dept., operated then by the GPO, launched a blitz on all sources of communications equipment/apparatus, as deemed necessary by the War Department.

The GPO vans would come round and take away all the equipment they could find. They issued a receipt, labelled the equipment and took it into security stores for the duration.

It was later realised, however, that radio monitoring was essential to the Secret Service for vital information. So it was decided to establish specialised individual listening centres throughout the country.

Radio Amateurs would be ideal for the listening. Consequently, the longest established and trustworthy Amateurs were recruited and subject to clearance and signing of the Official Secrets Act, they were recruited into Service, for that particular function.

As a result, my friend Joe G6TW was recruited and allowed to keep his treasured 'Skyranger' receiver in situ. He was issued with a new spare set of valves and some replacement parts, for maintenance.

The procedure was that allocated short wave frequencies had to be monitored constantly, and everything heard taken down. Of course, this was in Morse code and made no sense, obviously, and was sent mainly in tiresome groups of letters and figures, which had to be de-coded.

Secret Service Captain

An Army Secret Service Captain was in charge, and would pay frequent visits. He'd inspect the radio station and take the written work away, for analysis and de-coding.

The listening hours were allocated throughout the area and my friend Joe's times were from 8pm until midnight, on certain days of the week. He had previously been experimenting with certain types of aerials, and this was in fact a good time to try them out.

One night at about 8.15pm, Joe was monitoring in the 7MHz band and heard a Morse transmission which sounded familiar to him. He had heard that particular preamble and key-style

before on a previous night at the same time.

The following night the signal was there again, same frequency, same style. He was so impressed that he decided to inform the Army Captain in case there was some significance.

The Captain arrived one evening and heard the transmissions for himself. Instructions were given that Joe must keep on to this transmission each night and miss nothing and continue using his very effective antennas. A further visit was made and the transcripts sent immediately for decoding on a priority basis. The frequency was also made priority and all else ignored until further orders.

The other listening stations throughout the area were not receiving this signal, only with much noise, which made reception too poor. Therefore, all operators were instructed to construct antennas as a replica of the one Joe was using. The exact measurements, orientation, etc. were taken. Only one other station had any reasonable success.

One evening, about a week or so later, the signal disappeared from the air abruptly, and could not be detected again. Even Joe was not allowed to know what had happened until some time later.

Vital Information

The signal was coming from a secret hide-out somewhere in Heligoland and it was transmitting vital information about our shipping movements to Germany. At this time, our shipping losses were heavy.

The Secret Service had been very busy and had located the course of transmission by means of direction finding technology and other means. When the signal disappeared from the air, was due to the location being bombed by the RAF and completely destroyed.

It was indeed entirely due to my friend's Joe's perception, sensitivity and expertise in radio communication that this operation was very successful. As a result, at the end of the war he received from King George VI, a special commendation for his valuable service to his Country. A fitting tribute indeed for G6TW and his Hallicrafters 'Skyranger'.

PW



NEW RSGB BOOKS!

RADCOM ON CD-ROM - 1996 EDITION

To meet the requests of many radio amateurs we have produced this first CD-ROM which includes the editorial pages from every *RadCom* published in 1996 and, as a bonus, we have also included all the 1996 issues of *D-i-Y Radio* as well! No longer will you have to rummage through all your back numbers to find that elusive piece of information - with our easy search operation you can find it easily and quickly.

Price £18.81* plus P&P

THE PMR CONVERSION HANDBOOK

BY CHRIS LOREK, G4HCL

Once private mobile radio (PMR) equipment used by commerce and the emergency services is replaced by more advanced systems, it can be acquired very cheaply at rallies. Often it can be converted to amateur band usage quite easily and without expensive test equipment, giving high performance at a fraction of the cost of purpose-designed amateur gear. This handy book clearly shows you how to identify, choose and buy those PMR sets which are suitable for conversion and it gives step-by-step conversion instructions to help you all the way. Don't be without it at a rally!

Price £15.28* plus P&P

YOUR FIRST PACKET STATION

BY STEVE JELLY, G6URJ

First of the brand new RSGB Pocket Guide Series of books, this explains in simple, easy to understand language, how to set up a packet radio network. For those of you who have often wondered how to expand their use of amateur radio to the world of data communications - then this simple guide will show you.

Price £5.74* plus P&P

(* RSGB Members' prices available on request)

To place your credit card order, telephone Julia or Emma on the RSGB Sales Hotline 01707 660888, or send your cheque/postal order to:



Radio Society of Great Britain

Lambda House, Cranborne Road, Potters Bar, Herts EN6 3JE ☎ 01707 659015

<http://www.rsgb.org>



Come to the Frontier of Global Communications

Subscribe to *Monitoring Times* and *Satellite Times* Magazines

Do you own a radio, a shortwave receiver, a scanning receiver, or a ham radio? Then *Monitoring Times* is your magazine! Each monthly issue of *MT* offers 20 pages of

worldwide, English language, shortwave broadcast schedules; departments on aero, military, government, public safety communications; broadcast band, satellite television, long-wave coverage; reviews of new products and radio-related software; technical articles and projects for the hobbyist; feature articles, and much, much more.

If it's on the radio, it's in *Monitoring Times*!

Satellite Times is the world's first and only full-spectrum satellite monitoring magazine, exploring all aspects of satellite communications, including commercial, military, broadcasting, scientific, governmental and personal communications as well as private satellite systems. The satellite industry's most respected experts contribute to every bi-monthly issue of *Satellite Times*, addressing both amateurs and experts alike.

If it's in orbit, *Satellite Times* covers it!



Mail this subscription form to:

PW Publishing Ltd., Freepost,
Arrowsmith Ct. Station Approach,
Broadstone, Dorset BH188 PW.

Subscription rates include speedy Air Mail Service!

- ☐ 1 year *Monitoring Times* - £38 (12 issues)
☐ 1 year *Satellite Times* - £32 (6 issues)

Name _____
Address _____
Postcode _____
Telephone _____

I enclose cheque/PO (Payable to PW Publishing Ltd.) £ _____

Or charge to my Access/Visa Card the amount of £ _____
Card# _____
Valid From _____ Thru _____
Signature _____
Tel _____

Credit Card Orders taken on (01202) 659930
FAX orders taken on (01202) 659950

PLEASE VISIT OUR SITE ON THE WORLD WIDE WEB:
www.grove.net



SPECIALIST MEDIA & MARKETING



hutchison telecom

ARROWSMITH COURT
STATION APPROACH
BROADSTONE
DORSET BH18 8PW
TEL: (01202) 657480
FAX: (01202) 659950

Motorola Orange mr30 phone


MAIN FEATURES:

■ Up to 150 minutes of talk time or 40 hours on standby (under optimum conditions) ■ On-screen menus for ease of use ■ Lightweight ■ Pocket size ■ Supports Caller id ■ Supports Busy ■ Fax and data compatible ■ Supports Line Two ■ Supports Orange Assistant ■ Supports Orange Messaging ■ One-touch access to Answer Phone and text messages ■ Directory memory for up to 100 names and numbers for quick and easy access, with an additional 90 available on the SIM Card (depending on SIM Card) ■ Latest digital security ■ Answer Phone message alert ■ Text message alert ■ Rapid Travel Charger included ■ 2-line display

RRP
£29.99



OUR PRICE
£15.00
+ VAT



RRP
£9.99

Dancall dc1 phone

MAIN FEATURES:

■ Up to 60 minutes of talk time or 16 hours on standby (under optimum conditions) ■ On-screen menus for ease of use ■ 3-line display ■ Shows Caller id ■ Supports Line Two ■ Supports Orange Assistant ■ Directory memory for up to 85 names and numbers for quick and easy access ■ Latest digital security ■ Pocket size ■ Answer phone message alert ■ Text message alert

OUR PRICE
£5.00
+ VAT

Nokia Orange 5.1 phone

MAIN FEATURES:

■ Up to 80 minutes of talk time or 22 hours on standby (under optimum conditions) ■ Large screen with menus for ease of use ■ Fax and data compatible ■ Supports Caller id ■ Supports Line Two ■ Supports Orange Messaging ■ Supports Orange Assistant ■ Directory memory for up to 125 names and numbers for quick and easy access, with an additional 90 available on the SIM Card ■ Latest digital security ■ Pocket size ■ Answer Phone message alert ■ Quick and easy access to Answer Phone

RRP
£49.99



OUR PRICE
£25.00
+ VAT

All phones benefit from **FREE:**

- 1 year insurance ● 3 year warranty
- per second billing ● 14 day money back guarantee ● rapid home charger ● itemised billing

Orange Tariffs

Plan Name	Standard Monthly Charge	Standard Talktime (per month)
Talk 15	£15.00	15 minutes
Talk 60	£25.00	60 minutes
Talk 200	£50.00	200 minutes
Talk 360	£75.00	360 minutes
Talk 540	£100.00	540 minutes

All phones sold are subject to a 12 month contract, connection fee at £30 + VAT and subject to status

BOOK P

Rob Mannion G3XFD looks at some interesting Amateur Radio books from the USA. And judging by what he says....Rob enjoyed reading them!

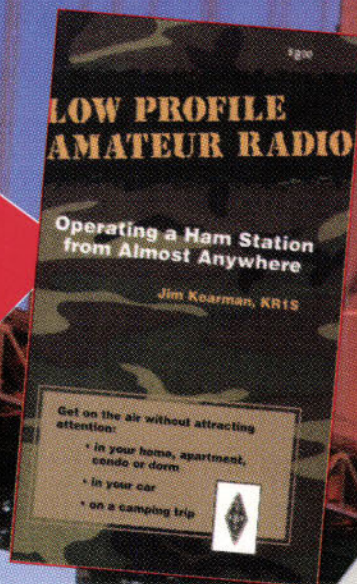
Low Profile Amateur Radio

By Jim Kearman KR1S

Only the Americans could come up with a 'fun' book like this! And if you've got any memories from the 1950s and 1960s where Radio Amateurs (quite innocently and legally) transmitting from beaches or hilltops often attracted the attention of the police and were considered to be spies...you'll enjoy the concept.

And the concept of the book is the actual operation of an Amateur Radio station from almost anywhere - be it a hang glider (not allowed in the UK of course), camping, on holiday in an apartment. In other words...literally anywhere!

Chapters are provided covering interference and tackling the problem, techniques for low power voice, c.w., RTTY, AMTOR, packet and v.h.f./u.h.f. operation, and low visibility antennas for h.f. and v.h.f. you can build yourself. Altogether this is a fun book and even the cover is in low profile 'camouflage' style! **Highly Recommended** at just **£7.50!**



Hints & Kinks For The Radio Amateur


Edited by Robert Schetgen KU7G

This book will certainly appeal to PW readers. It's the 13th edition and is packed with ideas, circuits, suggestions, techniques and modifications. Most have been printed in *QST* and are being re-presented in book form.

In fact, the *Hints & Kinks* series of books are so good I've made a point of collecting them over the years. I don't have any of the pre Second World War editions but this one is already in my collection.

With sections covering tips and modifications to AEA, Ameritron, Collins, Drake, Heath, Icom, Kenwood, MFJ, Radio Shack, Yaesu and home-built equipment there's a lot to read. Other sections cover batteries, generators, mobile and portable equipment, construction, test gear and antennas, EMC (r.f.i. and e.m.i.) and a suppliers list. **Highly recommended.**

Hints & Kinks is available for **£9.50.**




Transmitter Hunting - Radio Direction Finding Simplified

By Joseph Moell K0OV & Thomas Curlee WB6UZZ

Radio direction finding as an Amateur Radio 'sport' is certainly a minority interest here in the UK. However, I've always been interested in the subject and this book makes fascinating reading.


This book which provides excellent 'armchair reading' on the subject (along with being a very good textbook on the subject) taught me a very great deal on the subject. With sections covering history, theory, techniques, practical circuits and projects, it's an excellent book.

But I must say I was intrigued at the thought of night-time DF hunts as they seem to be popular in the USA! (I wonder how many 'DF Hunters' have been accidentally shot during night time 'hunts'!). **Highly recommended.** *Transmitter Hunting* costs **£20.95.**



TO ORDER ANY OF THE TITLES MENTIONED HERE PLEASE USE THE ORDER

PROFILES



Solid State Design For The Radio Amateur

By Wes Hayward W7ZOI & Doug DeMaw W1FB

In my opinion this is a book that *PW* readers **must** have on their bookshelves. Bursting with circuits and ideas, it's really a manual for 'home-brewing' in disguise. And I've no doubt that if you're a keen follower of **George Dobbs G3RJV**'s work - you'll already have a copy.

A list of the contents says it all: semiconductors and the amateur, basics of transmitter design, more transmitter topics, power amplifier and matching networks, receiver design basics, advanced receiver concepts, test equipment and accessories, test equipment and modulation methods. Particularly interesting for me is the section 'field operation, portable gear and integrated stations'.

A thoroughly good read, this is a book to inspire the amateur radio constructor, which will also teach a great deal and be a constant source of reference. My copy is very 'dog eared'! **Very Highly Recommended** and at just **£10.50** it should be easily affordable too!

All About Ham Radio

By Larry Helms AA6FW

Although very American in approach, this book could provide a helpful introduction to our hobby. Providing a good, light approach to Amateur Radio it's the sort of book which should be on school and general library shelves.

It also makes a very good 'first' text book and would certainly be useful for a science student. **Helpful and informative**. *All About Ham Radio* costs **£13.50**.



Shortwave Receivers Past & Present (1945-1996)

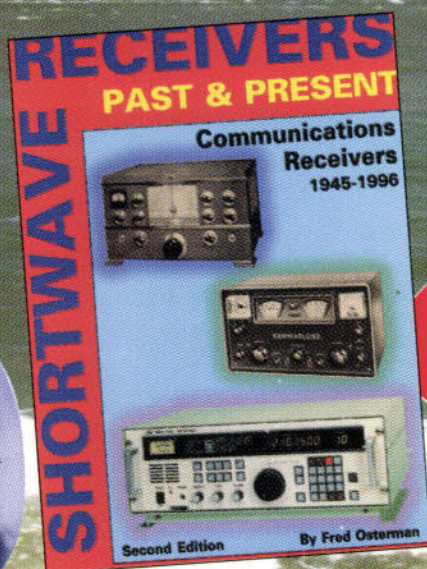
Second Edition

By Fred Osterman

I had not seen this high quality (well prepared and excellent printed) book until asked to evaluate it on behalf of readers - and now that I've seen it, a copy will be joining my reference library. It will interest any listener or transmitting Radio Amateur.

Covering all the famous names (and quite a few I had not heard of before) each receiver dealt with has a photograph, technical details, rarity, dates of manufacture and 'scarcity' comments recorded. Although *Shortwave Receivers Past & Present* is an American book it covers European receivers (including Eddystone, and KW who get a brief mention) and personally I found it very interesting.

I can see a lot of these books going back to the USA as *PW* readers travel to the Dayton HamVention - it would certainly help identify some of the more unusual receivers on sale in the 'flea market'! **Highly Recommended** at **£23.95**.



ORDER FORM IN THIS ISSUE OR CALL MICHAEL HURST ON (01202) 659930.

Valve & Vintage

By Charles Miller

As you enter PW's 'vintage wireless shop' this month the historical 'air' is almost tangible. This is because our resident radio historian Charles Miller is taking his turn and continues telling the fascinating story of valve developments and John Scott-Taggart.

While John Scott-Taggart was building up his publishing business, which turned into a valve business, which turned into something quite different, other 'bright sparks' in the radio industry were, equally busy.

The other 'bright sparks' were engaged in trying to find the answer to the perennial problem of obtaining stable h.f. amplification with the triode valve. Actually, the answer was staring them in the face, all the while: you couldn't, but the poor dears kept on trying anyway!

The trouble with the triodes of those days of yore was that their inter-electrode capacities were quite large. So when constructors and designers tried to make them amplify at radio frequencies they were sufficient to set up imbalances in the tuned circuits that caused oscillations and all sorts of other nasty side effects.

When the designers finally latched on to the idea of internal capacities they came up with a brilliant idea - stick in real condensers externally. These would then balance out or neutralise those inside.

Now, as those of you who have been accompanying me on our regular little journeys down memory lane will know, very seldom was a significant advance in radio the work of one inventor alone. In actual fact, the usual pattern was that either one person developed (not to say, pirated) someone else's idea or that the said idea occurred to a number of people simultaneously.

In the circumstances the kudos and cash went to he who could leg it quicker than anyone else to the Patent Office, and neutralising capacitors ran true to form!

An American corporation obtained a cast-iron grip on the neutralising system. Any radio manufacturer wishing to take advantage of the improved h.f. amplification it provided had to pay a royalty.

Not even amateur constructors were exempted from the royalty. And when one of the British wireless magazines published an article on making

neutralised h.f. stages there was trouble!

The said magazine was required in its next issue to print a stern warning that nobody was going to get away without coughing up a few bob! Happily, the British public in those days was a great deal less in awe than seems to be the case nowadays of what appears to it to be unfair interference in its private affairs.

It's very doubtful if any private individual was moved to hand over their hard-earned cash. However, it was a different story for the commercial firms who couldn't escape paying up. And doubtless, their aversion to shelling out fuelled the demand for a real alternative to the triode.

To The Rescue

To the rescue came **H. J. Round** of the **Marconi Company** who appears to have been one of the few really genuine and likeable innovators. His answer was the 'screen grid valve' in which a second grid was interposed between the usual grid and the anode.

The second grid literally acted as a screen between the control grid and the

anode thereby sharply reducing the capacitance. By putting a positive voltage on the screen grid the electron stream passing through it to the anode was accelerated, the result being, improved sensitivity.

Round's screen grid valve appeared in 1926, and it's important to mention here that there had been previous valves with more than one grid. They dated right back to 1913 but these did not have the same properties.

The first attempt appears to have been the American scientist Langmuir's 'space charge' triode. Langmuir had discovered that around the hot filament of a valve was a cloud of negative electrons (the space charge) which provided the actual source of the current that flowed through the control grid to the anode.

Langmuir came up with the idea that the bigger the space charge, the greater the amount of anode voltage needed to draw anode current through the valve. So reducing the space charge would enable smaller anode voltages to be used.

What he did was to place a finely-meshed grid around the filament between it and the control grid. This




Fig. 1b.

THE ORIGINAL BRITISH SCREEN GRID -
THE 5025

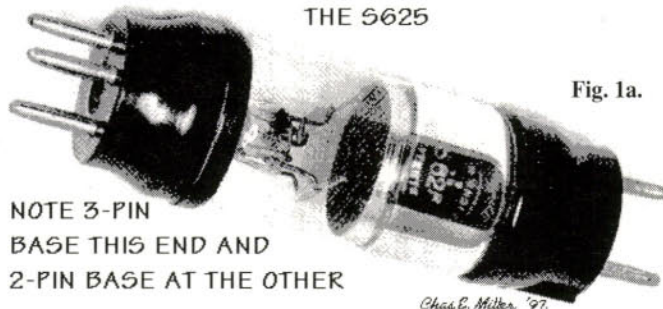


Fig. 1a.

NOTE 3-PIN
BASE THIS END AND
2-PIN BASE AT THE OTHER

Chas. E. Miller '97

Fig. 1a & b: The arrival of the screened grid valve made a great difference to the performance of wireless sets in the 1920s. But the early version (Fig. 1a) was soon replaced by the more convenient 'single ended' S215 (Fig. 1b).

extra grid had around 10V positive applied to it with respect to filament, which in turn made it possible to run the anode too at a very low voltage.

Unfortunately though, apart from the saving in battery power, the space charge triode had no advantage over the ordinary variety as regards stability at h.f.

Next Contestant

The next contestant was **Schottky**, who in 1916 in Germany produced something that was much nearer the concept of the 'real McCoy' - a screen grid. Schottky fitted what he called a 'protective net' between grid and anode, to be supplied with a voltage just below that of the anode.

The Schottky valve also had a space charge grid between filament and control grid so it really qualifies to be called a pentode. (It's a pity Schottky didn't think of doing just that, as it would have spiked Philip's guns about 15 years later as we shall see in due course).

In fact, due to the protective grid not completely encircling the control grid, the internal capacitance was not reduced. As a result the valve, although more sensitive than a triode was still not suitable for h.f. amplification.

The Bi-Grid

Around 1920 H. J. Round introduced a variant of the space charge triode known as the Bi-grid. Essentially this valve had two control grids to just one anode.

The Bi-grid valve was a versatile device; each grid could be

inner of the two grids could be run at a low positive voltage to make it act as a space charge triode.

In the latter role it was employed by such designers as Scott-Taggart in receivers that needed only one low tension (l.t.) battery for both filament and anode supplies.

Over the next few years there seems to have been genuine parallel, but independent development going on in England, by H. J. Round, and in America by **A. W. Hull** and **N. H. Williams**. What was to emerge eventually was the genuine 22-carat, 18-jewel screen grid valve.

The two Americans seem to have got there first by about a month. This occurred in April 1926 when **General Electric** (for whom they worked) announced a tetrode valve in which the auxiliary grid really did reduce the grid/anode capacitance.

Two alternative ways of making the screen grid were used. One used a series of tiny metal slats, with the other using conventional fine wire mesh.

The first type reduced the internal capacitance to around 0.006pF and enabled stage gains of 40 to be obtained at broadcast band frequencies. Oddly enough, G-E had at that time no plans to produce these valves commercially.

Rattling Pace

Back in England, Round must have been working at a rattling pace. Not only did he apply for a patent for his S625 screen grid (in May 1926) by the following year the valve was on general sale.

The S625 most certainly realised all the requirements for an h.f. amplifier. With a grid/anode capacitance of only 0.022pF it had a slope of 0.65mA/V and an amplification factor of 110.

As the type number indicated the valve had a 6V filament that drew 0.25A. It was double-ended with the filament and control grid connected to a 3-pin base at one end and the screen grid and anode to a 2-pin base at the other.

The original (expensive to make and expensive to employ) physical arrangement was dropped the following year. Instead a standard four pin base for filament, control grid and screen grid, and a top cap screw connector for the anode.

At the same, time the filament requirement was reduced to 2V at 0.15A. This new valve was called the S215 and very soon most of the

ENGLISH & AMATEUR MECHANICS

INCORPORATING

FRIDAY, SEPTEMBER 2, 1927

SOMETHING REALLY NEW IN WIRELESS

A REMARKABLE WIRELESS VALVE

DESCRIBED FULLY IN THIS ISSUE

Contents include also:—Space Saving Furniture; How to Get Your Power for Nothing; Charging Accumulators from A.C. Mains; Gramophones; Photography; Inventions, etc.

MICROSCOPE OF THE FUTURE

The microscope of the future must inevitably be done largely with the lensless microscope. It is only with specially created work with photo-microscopy that the lensless is conceivable. For all else the advantage of color and, when desired, of three dimensions (depth) are the virtues of a modern binocular microscope.

Any good microscope microscope may be converted into a binocular by the addition of WATSON'S BINOCULAR ATTACHMENT.

This attachment is on the new and perfect principle and has no moving parts. It is simple, and the same for all lenses. Price, with complete set, £10 0 0.

W. WATSON & SONS, LTD.
Lenses of Microscopes
115, KING WILLIAM STREET, LONDON, W.C.2.
Part of Microscope Catalogue sent free on request. Part is a comprehensive list of Microscope Catalogue.

Only a few of each now left

5 x ARMY FIELD GLASS War Office Model, 20 mm	25s. POST
OUR 5 x STANDARD PRISM BINOCULAR Center & aperture increasing. Clear	63s. POST
15 x PRISM BINOCULAR In case, complete	5s. POST
INVERTED BINOCULARS In case, complete	21s. POST

EXCHANGES AND REPAIRS

BROADBURY, CLARKSON & CO.
Manufacturers (London) 40, 41, 42, 43, 44, 45, 46, 47, 48, 49, 50, 51, 52, 53, 54, 55, 56, 57, 58, 59, 60, 61, 62, 63, 64, 65, 66, 67, 68, 69, 70, 71, 72, 73, 74, 75, 76, 77, 78, 79, 80, 81, 82, 83, 84, 85, 86, 87, 88, 89, 90, 91, 92, 93, 94, 95, 96, 97, 98, 99, 100, 101, 102, 103, 104, 105, 106, 107, 108, 109, 110, 111, 112, 113, 114, 115, 116, 117, 118, 119, 120, 121, 122, 123, 124, 125, 126, 127, 128, 129, 130, 131, 132, 133, 134, 135, 136, 137, 138, 139, 140, 141, 142, 143, 144, 145, 146, 147, 148, 149, 150, 151, 152, 153, 154, 155, 156, 157, 158, 159, 160, 161, 162, 163, 164, 165, 166, 167, 168, 169, 170, 171, 172, 173, 174, 175, 176, 177, 178, 179, 180, 181, 182, 183, 184, 185, 186, 187, 188, 189, 190, 191, 192, 193, 194, 195, 196, 197, 198, 199, 200, 201, 202, 203, 204, 205, 206, 207, 208, 209, 210, 211, 212, 213, 214, 215, 216, 217, 218, 219, 220, 221, 222, 223, 224, 225, 226, 227, 228, 229, 230, 231, 232, 233, 234, 235, 236, 237, 238, 239, 240, 241, 242, 243, 244, 245, 246, 247, 248, 249, 250, 251, 252, 253, 254, 255, 256, 257, 258, 259, 260, 261, 262, 263, 264, 265, 266, 267, 268, 269, 270, 271, 272, 273, 274, 275, 276, 277, 278, 279, 280, 281, 282, 283, 284, 285, 286, 287, 288, 289, 290, 291, 292, 293, 294, 295, 296, 297, 298, 299, 300, 301, 302, 303, 304, 305, 306, 307, 308, 309, 310, 311, 312, 313, 314, 315, 316, 317, 318, 319, 320, 321, 322, 323, 324, 325, 326, 327, 328, 329, 330, 331, 332, 333, 334, 335, 336, 337, 338, 339, 340, 341, 342, 343, 344, 345, 346, 347, 348, 349, 350, 351, 352, 353, 354, 355, 356, 357, 358, 359, 360, 361, 362, 363, 364, 365, 366, 367, 368, 369, 370, 371, 372, 373, 374, 375, 376, 377, 378, 379, 380, 381, 382, 383, 384, 385, 386, 387, 388, 389, 390, 391, 392, 393, 394, 395, 396, 397, 398, 399, 400, 401, 402, 403, 404, 405, 406, 407, 408, 409, 410, 411, 412, 413, 414, 415, 416, 417, 418, 419, 420, 421, 422, 423, 424, 425, 426, 427, 428, 429, 430, 431, 432, 433, 434, 435, 436, 437, 438, 439, 440, 441, 442, 443, 444, 445, 446, 447, 448, 449, 450, 451, 452, 453, 454, 455, 456, 457, 458, 459, 460, 461, 462, 463, 464, 465, 466, 467, 468, 469, 470, 471, 472, 473, 474, 475, 476, 477, 478, 479, 480, 481, 482, 483, 484, 485, 486, 487, 488, 489, 490, 491, 492, 493, 494, 495, 496, 497, 498, 499, 500, 501, 502, 503, 504, 505, 506, 507, 508, 509, 510, 511, 512, 513, 514, 515, 516, 517, 518, 519, 520, 521, 522, 523, 524, 525, 526, 527, 528, 529, 530, 531, 532, 533, 534, 535, 536, 537, 538, 539, 540, 541, 542, 543, 544, 545, 546, 547, 548, 549, 550, 551, 552, 553, 554, 555, 556, 557, 558, 559, 560, 561, 562, 563, 564, 565, 566, 567, 568, 569, 570, 571, 572, 573, 574, 575, 576, 577, 578, 579, 580, 581, 582, 583, 584, 585, 586, 587, 588, 589, 590, 591, 592, 593, 594, 595, 596, 597, 598, 599, 600, 601, 602, 603, 604, 605, 606, 607, 608, 609, 610, 611, 612, 613, 614, 615, 616, 617, 618, 619, 620, 621, 622, 623, 624, 625, 626, 627, 628, 629, 630, 631, 632, 633, 634, 635, 636, 637, 638, 639, 640, 641, 642, 643, 644, 645, 646, 647, 648, 649, 650, 651, 652, 653, 654, 655, 656, 657, 658, 659, 660, 661, 662, 663, 664, 665, 666, 667, 668, 669, 670, 671, 672, 673, 674, 675, 676, 677, 678, 679, 680, 681, 682, 683, 684, 685, 686, 687, 688, 689, 690, 691, 692, 693, 694, 695, 696, 697, 698, 699, 700, 701, 702, 703, 704, 705, 706, 707, 708, 709, 710, 711, 712, 713, 714, 715, 716, 717, 718, 719, 720, 721, 722, 723, 724, 725, 726, 727, 728, 729, 730, 731, 732, 733, 734, 735, 736, 737, 738, 739, 740, 741, 742, 743, 744, 745, 746, 747, 748, 749, 750, 751, 752, 753, 754, 755, 756, 757, 758, 759, 760, 761, 762, 763, 764, 765, 766, 767, 768, 769, 770, 771, 772, 773, 774, 775, 776, 777, 778, 779, 780, 781, 782, 783, 784, 785, 786, 787, 788, 789, 790, 791, 792, 793, 794, 795, 796, 797, 798, 799, 800, 801, 802, 803, 804, 805, 806, 807, 808, 809, 810, 811, 812, 813, 814, 815, 816, 817, 818, 819, 820, 821, 822, 823, 824, 825, 826, 827, 828, 829, 830, 831, 832, 833, 834, 835, 836, 837, 838, 839, 840, 841, 842, 843, 844, 845, 846, 847, 848, 849, 850, 851, 852, 853, 854, 855, 856, 857, 858, 859, 860, 861, 862, 863, 864, 865, 866, 867, 868, 869, 870, 871, 872, 873, 874, 875, 876, 877, 878, 879, 880, 881, 882, 883, 884, 885, 886, 887, 888, 889, 890, 891, 892, 893, 894, 895, 896, 897, 898, 899, 900, 901, 902, 903, 904, 905, 906, 907, 908, 909, 910, 911, 912, 913, 914, 915, 916, 917, 918, 919, 920, 921, 922, 923, 924, 925, 926, 927, 928, 929, 930, 931, 932, 933, 934, 935, 936, 937, 938, 939, 940, 941, 942, 943, 944, 945, 946, 947, 948, 949, 950, 951, 952, 953, 954, 955, 956, 957, 958, 959, 960, 961, 962, 963, 964, 965, 966, 967, 968, 969, 970, 971, 972, 973, 974, 975, 976, 977, 978, 979, 980, 981, 982, 983, 984, 985, 986, 987, 988, 989, 990, 991, 992, 993, 994, 995, 996, 997, 998, 999, 1000.

Fig. 3: Advertising for the new screened grid valve. The impact this development had on the industry was quite dramatic (see text).

other British manufacturers were making equivalents.

The vast increase in stage gain offered by the screen grid valves killed the neutralised triode stone dead, as far as commercial manufacture of radio sets was concerned. However, they did linger, on for a time in home constructed sets where cheapness was more important than outright performance.

By 1928 it was possible to buy a decent three-valve (screen grid h.f. detector and output) set, that had a performance far and away better than multi-valve sets of only a year or two earlier.

At this point an unexpected by-product of the screen grid valve was revealed. It also did away with the superhet, which up to then had been the only effective way to get reasonable sensitivity from a triode infested set.

Early Superhets

Early superhets used up to eight triodes and had separate tuning for the aerial and local oscillator stages and intermediate frequencies ('long wave amplifiers') working at around 50kHz. They were fiendishly difficult to handle, ruinously expensive on batteries and

were all too likely to act as powerful transmitters of weird howls around the neighbourhood...to the misfortune of other listeners.

Only dyed-in-the-wool masochists of substantial means, could have wished to go on using 'dodgy' devices at r.f. frequencies once similar results could be obtained with half the number of valves.

As a result little more was heard of the superhet for about five years. Then the screen grid did an about face and made the new, improved superhet a practical proposition. So keep tuned and find out the details!

Beastly Charles?

Meanwhile, I am told that some people are saying that I was, rather beastly to John Scott-Taggart in my last little piece. Well, my shoulders are broad and anyone wishing to have a go at me is welcome to try their luck!

Oh, and by the way, after all that, advertising about ST valves being far and away better than anyone else's, there's a an interesting postscript to the story. It seems that they were actually made for him by Mullard. You can make what you like of that! So, cheerio until next time.

Fig. 2: Manufacturer's valve characteristic curve for the original S625.

used to act as control grid. This made it handy as a self-oscillating mixer for early superhets, or the

Cheerio from Charles, see you in October.

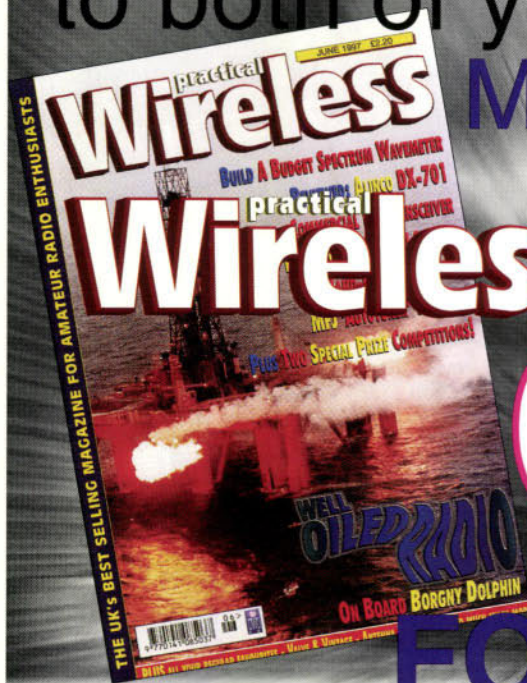
Practical Wireless, July 1997

61

SUBS CLUB

SUBSCRIBE

to both of your Favourite Radio Magazines



&

short wave magazine



FOR ONLY

(Normally £56.40)

£45 !*

Subscribe now to avoid cover price rise on **SHORT WAVE MAGAZINE**

Subscription Rates

£45	UK
£54	Europe Airmail
£58	Rest of World Airmail
£67	Rest of World Airmail

*Rates quoted are for UK only

So, what are you waiting for? Call the Subs Hotline on (01202) 659930 TODAY!
Or use the Order Form in this issue



LONDON SHOWROOM & MAIL ORDER:- 0181-951 5781/2

Address:- 132 High St. Edgware, Middx HA8 7EL



SERENE BASE ANTENNAS

BEWARE OF CHEAP COPIES. Serene are now one of the largest international manufacturers of VHF/UHF base antennas made specifically for the UK and Europe. They also manufacture antennas for companies such as Watson. When quality is important, buy Serene. (P&P £8.50)

TSB-3001 AL 144MHz 3.4dB (1.4m)	OUR PRICE £29.95
TSB-3002 AL 144MHz/6.5dB (2.8m)	£42.95
TSB-3301 GF 144/70, 6.5/9dB (3m)	£69.95
TSB-3302 GF 144/70, 4.5/7.2dB (1.7m)	£54.95
TSB-3303 GF 144/70, 3/6dB (1.1m)	£39.95
TSB-3315 GF 144/70, 8.5/11dB (5.4m)	£149.95
TSB-3608 GF 50/144/70, 2.15/6.2/8.4dB gain	£89.95
V-2000 Diamond 6m/2m/70cm, 2.1/6.2/8.4dB (2.5m)	£99.95
GP15N Comet 6m/2m/70cm 3/6.2/8.6dB (2.4m)	£124.95

ACCESSORIES P&P £2.00 on the following
 TSA-6001N Duplexer (+Coax) 2/70 (N/N259) £24.95
 TSA-6003 Duplexer (Coax) 2/70 (PL/259's) £19.95
 CFX-514 Triplexer (6/2/70) (Coax) £56.95

MOBILE ANTENNAS

DB-7900 144/70 cms, (5/7.6dB) 1.5m	£49.99
DB-770M 144/70 cms, (3/5.5dB) 1m	£24.95
DB-1304 144/70 cms, (2.15/3.8dB) .41cms	£19.95
DB-EL2E 144MHz, 1/4ths, 4.5dB (1.8m)	£29.95
DB-285 144MHz, 1/4ths, 3.4dB (1.3m)	£15.95

P&P £2.50 on the following
 MT-1301 H/Duty Mag Mnt + Coax.....Top Quality £24.95
 MT-3302 H/Duty Hatch/Trunk Mnt.....Top Quality £24.95
 CF-BPF2 2m band pass filter £49.95

NEW HIGH QUALITY LOW COST ANTENNAS FROM Q-TEK (Del £8)

Q-TEK ZL SPECIALS

2m 5ele (boom 45"/9dBd)	£36.00
2m 7ele (boom 60"/11dBd)	£45.00
2m 12ele (boom 126"/13.8dBd)	£69.00
70cm 7ele (boom 28"/11dBd)	£24.00
70cm 12ele (boom 48"/13.8dBd)	£44.00

Q-TEK YAGIS FOR 4m/6m (N type)


4m 3ele (boom 45"/7dBd)	£39.00
4m 5ele (boom 128"/9dBd)	£59.00
6m 3ele (boom 72"/7dBd)	£49.00
6m 5ele (boom 142"/9dBd)	£69.00

Q-TEK HB9-CV

70cm HB9CV (boom 12")	£16.95
2mtr HB9CV (boom 20")	£19.95
4mtr HB9CV (boom 22.5")	£29.00
6mtr HB9CV (boom 32.5")	£36.00
10mtr HB9CV (boom 52")	£65.00

DELUXE G5RVs

Multi-stranded plastic coated heavy duty antenna wire. All parts reusable. Stainless steel and galvanised fittings. Full size - 102ft.



Only £39.95

Half size 51ft. Only £29.95 Carriage £6.00.

HANDHELD ANTENNAS

T-2602

2m/70cm/23cm (2/3/5.5dB) flexible antenna with wideband receive (14" long BNC).

OUR PRICE £22.95 P&P £1



TSA-6671

New ultra small BNC magmount. Allows you to use any existing BNC antenna from your scanner to transceiver on your car without having to purchase a car antenna.

OUR PRICE £22.95 P&P £1

DB-770H

High gain 2m + 70cm telescopic antenna with wideband receive.

OUR PRICE £24.95 P&P £1

TELESCOPIC MASTS

QUALITY PRODUCTS AT AFFORDABLE PRICES

TELESCOPIC MASTS

5 section telescopic masts. Starting at 2 1/2" in diameter and finishing with a top section of 1 1/4" diameter we offer a 8 metre and a 12 metre version. Each mast is supplied with guy rings and stainless steel pins for locking the sections when erected. The closed height of the 8 metre mast is just 5 feet and the 12 metre version at 10 feet. All sections are extruded aluminium tube with a 16 gauge wall thickness.

8 mtrs £69.00 12 mtrs £99.00
Carriage £8.00.

COPPER WIRE (ALL 50MTR ROLLS)

Enamelled	£9.95 P&P £5
Hard drawn	£12.00 P&P £5
Multi-Stranded (Grey PVC)	£6.00 P&P £5
Extra H/duty (Clear coated)	£20.00 P&P £5
Flexweave (H/duty)	£30.00 P&P £5
Flexweave H/duty (20 mtrs)	£12.00 P&P £5

CAROLINA WINDOM (CARR £10)

A superb ready to go antenna than does not require any ATU '1/3' or end fed for ease of use.
 Carolina Windom 80-10m (132ft long) £88.95
 Carolina Windom '2' 40-10m (66ft long) £84.95

SECTIONAL MASTS Carriage £8.00

Aluminium mast sets available in 4 x 5 foot sections. Each section is swaged on its end so that they slide into each other. The final section is left plain to allow for a mast cap or pulley assembly. Each mast totals 20 feet in height and is available in the following sizes:

1 1/4" dia	£19.95
1 1/2" dia	£29.95
1 3/4" dia	£36.95
2" dia	£45.95

ACCESSORIES



Nissei RS-502

1.8-525MHz (200W). Twin sensor. FWD/REV.AVE/PEP PWR + full

SWR indicator and meter illumination.

RRP £129.95 P & P £5

RS-102

1.8-150MHz (200W) £69.95 p&p £5

RS-402

125-525MHz (200W) £69.95 p&p £5

RS-101

1.8-60MHz (3kW) £89.95 p&p £5



TSA-6601

144-44MHz (60W) pocket PWR/SWR meter

£34.95 (P&P £1.00)

TSA-6602

VHF/UHF ant matcher £34.95 (P&P £1.00)



MFJ-259

HF digital SWR analyser + 1.8-170MHz counter/resistance meter.

RRP £225.00 P&P £5

VECTRONICS VC-300DLP



300W (PEP), dummy load, VSWR meter, 3 way ant, switch & balun for open wire feeders.

UK's best selling ATU

RRP £149.95

VC-300M 300W mobile ATU £119.95

COAX SWITCHES (P&P £2.00)

CX-401 4 way (SO-239)	£44.95
CX-401 'N' 4 way (N TYPE)	£49.95
CX-201 2 way (SO-239)	£18.95
CX-201 'N' 2 way (N-type)	£24.95



SP-350V

Be protected this summer! In-line lightning surge protector.

INTRO PRICE £19.99 P&P £1

NEW Q-TEK INDUCTORS

80mtr inductors. Add them to your 1/2 size G5RV and convert it to a full size. (New length only 69 feet total).

£22.95 P&P £2



DL-60

- ★ Dummy load
- ★ DC-500MHz
- ★ 60W max
- ★ PL-259 fitting

£16.99

P&P £1

PL-1M (1 meter PL-259 patch lead £4.99 P&P £1)

GET THE ACCESSORY CATALOGUE

Send £1 in stamps to receive your free copy.

Full with masts, brackets, aerials and accessories. EVERYTHING NEEDED FOR THE RADIO AMATEUR.

HAYDON COMMUNICATIONS

HF TRANSCEIVERS



ICOM IC-706

HF + 6m transceiver. UK's best selling HF transceiver. RRP £999.

OUR PRICE **£835.00**

IC-706 Mk2.....OUR PRICE **£999.95**
IC-756.....OUR PRICE **£1895.95**



YAESU FT-920

100W HF + 6m transceiver with general coverage receiver.

RRP £1699

SALE PRICE **£1395.00**

ORDER YOURS TODAY AND CLAIM A FREE P-2512 POWER SUPPLY WORTH £90

FT-1000MP (AC) RRP £2899.....OUR PRICE **£1999.95**
FT-1000MP (DC) RRP £2599.....OUR PRICE **£1899.95**



KENWOOD TS-870S

100W HF transceiver with full DSP. RRP £2399.

SALE PRICE **£1849.95**

TS-570D.....RRP £1499.....OUR PRICE **£1275**



ALINCO DX-70

100W HF + 10W 6m transceiver with detachable

head for mobile or base operation. Includes wide and narrow filtering, QSK, 100 memories, reverse CW, speech processor and pass-band tuning.

RRP **£695.00**

(Interest free available. Why not pay by four post-dated cheques. Phone for details).

DX-70TH 100W HF + 6m transceiver.....**£775**



P-2512 'M'

25-30 amp power supply with variable volts (3-15). Dual meters (Volts + amps). The UK's best selling power supply. Most of our competitors are

selling the 20A versions for the same price.

RRP £99.95. OUR PRICE **£89.95**

CE Approved



PORTABLE 12V POWER STATION

The ideal rig companion. Charges from AC mains or trickle charge from car cigar lighter using lead supplied. (Capacity - 12AH) RRP £54.95.

OUR PRICE **£46.95** CARRIAGE £8.00

VHF/UHF MOBILES



YAESU FT-8100R

2m + 70cm FM mobile transceiver with detachable head. Wideband Rx: 110-550/750-1300MHz. True dual receive. 50W on VHF, 35W on UHF. 9600 packet capability via dedicated rear jack panel. RRP £499.

SALE PRICE

£399.95



ALINCO DR-M06SX

6m FM transceiver 100 memories. 10W output.

RRP **£249.95**

OTHER ALINCO MOBILES IN STOCK

DR-130 2m FM.....OUR PRICE **£249.95**
DR-150 2m FM.....OUR PRICE **£279.95**
DR-M06SX 6m FM.....OUR PRICE **£249.95**
DR-605 50/35W.....OUR PRICE **£399.95**

NEW DC-1

DC lead to fit any mobile transceiver.

RRP **£9.99** P&P £1

ALL MODE TRANSCEIVERS



YAESU FT-736R

Here is your chance to buy a 'Quad' band base station at a giveaway price. We have a small

quantity available with 2+70 fitted as standard. Includes internal PSU.

SPECIAL OFFER **£1399.95**

'Hurry limited stocks'

INTEREST FREE AVAILABLE. PLEASE PHONE.



ICOM IC-821H

The very latest all mode dual

band base. RRP £1595.00.

SALE PRICE **£1325.00**

Limited stock available

YAESU FT-290RII

2m multimode includes FREE FL-2025 25W matching linear.

RRP £759.

OUR PRICE **£549.95**

2 YEAR GTEE

Interest free credit now available. Send us four post dated cheques of £140.00 (Incl P&P UK mainland)

VHF/UHF HANDHELDS



YAESU FT-50R

New ultra compact dual band transceiver with wideband Rx.

76-990MHz (AM, FM, FM-N).

RRP £339. SPECIAL OFFER THIS MONTH

2 YEAR WARRANTY

£245.00



ALINCO DJ-G5

Dualband handheld transceiver. Includes:- twin band Rx (wideband Rx) - full duplex + band scope and much more. RRP £399.

OUR PRICE **£299.95**



Nissei EP-300T

Over the ear earpiece with lapel mic & PTT. Fits Kenwood, Alinco, Yaesu or Icom

£22.95 P & P £1

(Please specify brand of radio when ordering)

This Ear/Mic comes with an "over the ear" earpiece as EP-300



ALINCO DJ-191

Slimline 2m handheld transceiver with up to 5W output with 9.6V nicad pack. Wideband Rx: 138-174MHz.

RRP **£169.95**

DJ-180.....OUR PRICE **£139.95**
DJ-190.....OUR PRICE **£149.95**



NB-30W

2M FM handheld amplifier 2-5W input. 30W output (for 5W ip). Turn your handheld into a mobile for under £50

RRP **£49.95** P&P £2



POLICE STYLE HOLSTER HHC-2

Matches all hand holds. Can be worn on the belt or attached to the quick release body holster.

£19.95 +P&P £1

NEW WP-2

Weatherproof your handie!

Waterproof case for all handhelds. Come complete with shoulder strap.

RRP **18.95** P&P £1

LONDON SHOWROOM & MAIL ORDER:- TEL: 0181-951 5781/2



Address:- 132 High St. Edgware, Middx HA8 7EL. FAX:- 0181-951 5782

Open Mon-Fri 9.30-5.30pm Sat 9.30-2pm. Close to Edgware underground station (Northern line) close to M1, M25, A406.

WEST MIDLANDS BRANCH:- Tel: 01384 481681

Unit 1, Canal View Industrial Estate, Brettel Lane, Brierley Hill, W Mids DY5 3LO

NEXT DAY DELIVERY (UK MAINLAND) £10



MUNICATIONS

COMMUNICATION RECEIVERS



ICOM-IC8500

Icom "Next generation" technology brings you super wide band, all mode coverage from HF to 2GHz, including shortwave and VHF/UHF, while maintaining a constant receive sensitivity. The IC-8500 is not simply a scanner — it's a professional quality communications receiver with versatile features from high speed scanning to computer control. RRP £1695

SALE PRICE £1395

(interest free credit available. Send us four post-dated cheques for £362.50 incl P&P UK mainland.)



AOR AR-5000

The AR-5000 advances the frontiers of performance providing excellent strong signal handling, high sensitivity and wide frequency coverage with microprocessor facilities to match including five independent VFOs, 1000 memory channels, 20 search banks, "Cyber Scan" fast scan and search rates, alpha-tag memory and search banks, frequency offset, step adjust and auto-mode tuning to name just a few. AOR have been synonymous with pioneering receiver design for many years and this tradition continues with the all new AR-5000 "Cyber Scan" 10kHz-2600MHz. RRP £1749

SALE PRICE £1399.95



AOR AR-3000A

This highly acclaimed receiver has set its own place in today's demanding market. Your listening horizons are truly extended by its Rx range of 100kHz to over 2GHz, and high level performance is achieved by its electronically switched 15 band pass filter system.

RRP £950 **SALE PRICE** £695.00



BEARCAT BC-9000XL

An amazing receiver with coverage from 25-1300MHz. 500 memories give ample storage along with auto store, selectable mode, turbo scan (100 channels per sec) alpha numeric facility and much more.

RRP £329 **OUR PRICE** £299.95

SHORTWAVE RECEIVERS



AOR AR-7030

Brilliant new all mode short wave receiver with synchronous AM + remote control. RRP £799.

SALE PRICE £695.00



YAESU FRG-100

UK's best selling SW receiver. It outperforms any other receiver below £600.

OUR PRICE £449.00



TARGET HF-3

Communication receiver covers 30kHz-30MHz. Complete with power supply and long wire aerial.

RRP £159.95

ORDER YOURS TODAY AND CLAIM FREE P&P.



SONY SW-100E

Award winning miniature portable SW receiver. Its performance is brilliant for its size. The best shortwave receiver for under £250.

RRP £220

SALE PRICE £149.95



ROBERTS R-861

Portable SW receiver with SSB and RDS. RRP £199.95.

OUR PRICE £169.95

DIGITAL AUDIO FILTERS

DSP-9 +	RRP £239.95	OUR PRICE £149.95
DSP-59 +	RRP £299	OUR PRICE £269.95
DSP-599ZX	RRP £369	OUR PRICE £325.95
MFJ-784B	RRP £259	OUR PRICE £239.95

SCANNERS



YUPITERU MVT-9000

The ultimate handheld scanner on the market. Covers 530kHz-2039MHz (all mode). Out performs any other handheld on the market. RRP £469.95.

OUR PRICE £395.00

MVT-7100EX.....our price £259.95



AR-8000

Wideband handheld scanner covers 500kHz-1900MHz (all mode).

SPECIAL OFFER £299.00

NEW Icom IC-R10.....OUR PRICE £339.95



EP-300

Deluxe over the ear earpiece.

£9.95 + P&P £1



QS-200

Mobile holder for all handhelds. Fits into airvent.

RRP £9.95 P&P £2

QS-300 Desk top H/held holder.....£19.99 P&P £2



MA-399

Mobile holder. Sticks onto dashboard of car. Fits all handhelds. Will also hold front panel of DX-70 or 706.

RRP £9.99 P&P £2.00

OPTOELECTRONICS

OPTO CUB



Miniature frequency finder covers 10MHz-2.8GHz. Includes nicads, charger and antenna. RRP £139.

OUR PRICE £99.95

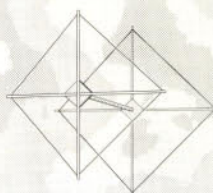
Opto-ScoutSALE PRICE £349.95
Opto-XplorerSALE PRICE £799.95
OptolinxOUR PRICE £129.95
DB-32OUR PRICE £29.95

NEW PRODUCT NEW PRODUCT NEW PRODUCT GET THE BIG RED QUAD

A superbly constructed Zele cubical quad for 10m heavy duty construction consisting of fibre glass encapsulated elements along with reinforced modular 'cross-overs' which will provide many years of trouble free operation even under the worst environmental conditions.

Spec: 10m. Boom length: 1.1m. Reflector: 2.9m square. Director: 2.8m approx. PWR rating: 2kW.

OUR PRICE £120.00 DEL £12



A SMALL SELECTION OF OUR WIDE RANGE OF SECONDHAND

DX-70	1 month old finance repossession.....	£599.95
TS-570D	Ex-demo.....	£1149.95
TS-450SAT	As new.....	£949.95
TS-440S	VGC.....	£649.95
FT-736R	Immaculate.....	£999.95
IC-471	70cm all mode base.....	£699.95
IC-729	HF + 6m.....	£699.95
FT-290RI	2m all mode.....	£249.95
FT-1000MP AC	As new.....	£PHONE
FC-10	Auto ATU.....	£239.95

SCENE USA

Ed Taylor NOED tells us how the new US vanity callsign system works and also talks to a well-known British expatriate who is making his mark in American business.

I mentioned last year that Americans would soon be able to get callsigns they had chosen themselves. The scheme has now been put into operation, and I have joined thousands with my new call, NOED. Here's an outline of how the system works.

There is a ranking system in US callsigns, in which more desirable ones (shorter) are obtained by passing examinations and getting a higher class of licence. 'Vanity' callsigns are being issued first to the most highly qualified, then moving down the hierarchy, with a 'Gate' for each grade. The next Gate does not open until applications from the previous one have reached a fairly low level. This avoids overloading the licensing authorities.

Eligible applicants can ask for a callsign corresponding to their licence class or a lower one. In fact, they supply a list of up to 25, and are issued the first available.

Most of the calls initially requested by US amateurs have been of the '1 by 2' variety, for example, W0QZ or N7DR. These are available to Extra class licensees, and all have been previously allocated. There is generally a two year wait after a call lapses.

Burst Of Applications

There was a mighty burst of applications on the day the scheme began. It took a while to process the 5000 requests that arrived in the first few weeks. The lucky ones, like me, who got their number one choice, went on the air straight away to show off their new personalised callsigns!

So, what is the cost, hundreds of dollars? No, just 30US\$, for a licence valid for ten years. What a bargain!

As well as allowing amateurs to bring back some of the nice short callsigns that hadn't been heard for years (sometimes, more than 50), people chose initials, nicknames, and letters which 'sounded' good on their favourite mode.

An unexpected side-effect of the vanity system is some welcome new activity on the air. It's easy to ignore the rig in favour of something else when the h.f. bands are suffering from poor conditions. There has been a bit of an increase in US activity, perhaps because of interest generated by new callsigns.

Similar Scheme

Could we have a similar scheme in the UK? I don't see why not.

The licensing authorities (I suspect) have no vested interest in amateur callsigns, as long as they can tell who owns a station, and where it is located. They might balk at the extra paperwork, although the high cost of UK licences ought to pay for more than the current straightforward book-keeping exercise.

Let me make a few suggestions. The UK licence is not really hierarchical, except the only

amateurs who have access to everything on offer are full Class A licensees. Initially, vanity callsigns might only be available to them.

I expect that most applicants would want a '1 by 2' call, such as G0ED or M4AA. Outside England, a station would probably have to be content with a '2 by 2', such as GMOED.

There are two 'pools' of callsigns available: those that have never been issued, and those that have been issued and lapsed. In the first category, a few ground rules would easily establish valid calls.

In the second category, perhaps an amateur should wait (say) ten years after a previously issued call has lapsed. It would be for the applicant to prove this, old callbooks might be used, since computerised records may not hold information going far enough back.

It could be desirable to limit the scheme to those who have held a licence for a certain length of time, say five years. In the initial rush, applications would probably just have to be dealt with at random.

New callsigns could easily be allocated by an organisation separate from the issuing and renewal body. Perhaps the RSGB could take on the task, for a one-time application fee reflecting costs.

For example each week they could send SSL (or whoever the contractor happened to be) a list of old and new callsigns, for example, G3SQX has become G0ED, and so on. The procedure then is almost identical to that in which a Class B upgrades to a Class A.

I think there would be a great deal of interest in such an idea. It does not seem as infeasible as it might a few years ago, given that '1 by 1' callsigns are now being issued for contests.



Dave shows off the Alpha 87A, the 'Rolls Royce' of linear amplifiers.

Alpha Power

If you ask leading testers and DXers which h.f. linear amplifier they use, some will say one of the Alpha range. If you ask them which amplifier they would like, most will sigh, and wish they could use an Alpha!

The company making these high-class amplifiers is American, but the person running it is British. Dave Wilson is well-known for his operating skills on both sides of the Atlantic, and for almost a year he has been applying other skills as President of Alpha/Power, Inc.

Dave used to operate as G3SZA, and was very successful on the lower bands, particularly 1.8MHz (160m). Now he lives in Longmont, Colorado, and is continuing to burn holes in the ionosphere as AA0RS. I talked to him about his radio interests, and his experience of business life making equipment for fellow amateurs.

Sunset Openings

Dave works long hours, but not necessarily nine to five. "I try to get home from work for the 'sunset opening' on 160m, still a big interest." He has taken advantage of the availability of land to set up big antennas.

"I use a Four Square: four towers



Dave Wilson President of Alpha/Power welcomes Ed Taylor NOED to the company's offices and manufacturing facilities.



The production line at Alpha/Power.

each about 40m high, in a square formation. By using correct phasing, you get a beamwidth of 90° in any of four directions. It took three months of solid work, particularly laying the 400 radials, but is excellent, and performs like a 4-element Yagi."

Dave raised points which seem to be of concern to many amateurs licensed in the 60s and 70s. What is the future of our hobby, and what will attract new people?

Dave says: "I started by making crystal sets, which was a lot of fun. I get nostalgic about the early transistors, and keep some of them in my desk here! My mother made me go outside to work on circuits, on the coal shed roof!

"A twelve year old now has so many other things to do, as well as school work. Things that keep someone interested in radio have to be **more** exciting than computers and the Internet."

Dave continues, "Now people expect to operate computers and radios straight out of the box. They want to use them **now**!

"In my business this can be a real dilemma, many amateurs have had no experience whatsoever with high power. Any knowledge they have is purely theoretical, but I understand this: there are too many other activities in life. It seems that American amateurs are moving towards becoming 'Appliance Operators' even faster than the Brits!"

He adds, "Radio is dividing into those who are 'part-time' amateurs, and those for whom it's their life. The people who 'drive' the hobby may be leading, but the rest will not necessarily be willing to follow.

"Those at the forefront want the very high standards they have achieved themselves to apply to everyone else, which is not possible. What's more, DX and contest activity is really a spin-off. The real heart of amateur radio is a guy chatting to his friends, next door, next country, or next continent."

Challenging Opportunity

So, how did Dave become involved with Alpha/Power?

"In the middle of last year, I was talking to a couple of local hams. They knew I didn't like my current job, which was not fun or challenging, and suggested I talk to **Dick Ehrhorn W4ETO**.

"Dick created ETO/Alpha in 1970, and was planning to retire. A recent link with a larger company turned out not to be beneficial, because the amateur radio product line represented only a small part of their business, and received less attention than it needed."

Dave decided to try three months on trial and says: "I started working there with two objectives, to separate the amateur and commercial sides, and to fix the service backlog.

"We had 50 or 60 amplifiers waiting for repair, some going back a year or more. All the good technicians had migrated to the commercial stuff, which made business sense.

"The company's high reputation among radio amateurs was waning. Amateurs are not easy people to deal with, and I was getting several irate 'phone calls every day."

In a remarkably short time, Dave started to make progress. His years of working in manufacturing industry, and his home-brew experience were paying off.

Dave continues: "We are one of the few doing small quantity high-tech assembly in the USA. There are lots of problems, for example, it's difficult to find suppliers who will supply (say) 20 components a month, they want us to order hundreds.

"However, we have eliminated the backlog, which will be a first for us, the company has always had a waiting list. Amateurs don't want to wait."

So, what does Dave think of business life in the USA, compared to Britain? "I've noticed several differences, I'll mention a couple. It's harder to get a credit line for purchases from suppliers. They want cash before supplying components.

"And people tend to take more unscheduled days off. This makes it harder to predict when a job will be finished. Americans usually have fewer holidays than Europeans, and

so perhaps need to compensate somehow."

High Energy

The calm exterior Dave Wilson shows the world disguises a high energy level. He continued our chat by describing to me his company's move to new manufacturing premises.

"It was a nightmare for several months. I was on the 'phone night and day, and my wife came in to help (she's still here!).

"I worked several 24 hour days, and couldn't have continued unless I knew it would calm down. Maybe I was the only one who thought that, but now I feel more on top of things."

Dave, What are the company's main products?

"We sell three amplifiers, all capable of 1500W continuous, the US limit, on nine h.f. bands. The '87A' is top of the line, with two 3CX800s in grounded grid. It is microprocessor controlled, and changes band automatically. An optional unit will also select the correct antenna."

This amplifier has a high price tag, but was described by **G3SJX** in *Radio Communication's* review, as



Barbara, Dave's XYL is the 'Power' behind Alpha.

"remarkable" and the "Rolls Royce" of linear amplifiers.

Dave goes on to describe the less expensive options: "The '89' is a manually tuned version of the '87A', with much of the same circuitry. The '91B' has a similar specification, built in Bulgaria, which has become a centre of excellence for electronic products. This has been very successful, without compromising our main design goals."

All Dave's amplifiers are completely protected against user blunders. "The average guy only has to switch in the wrong antenna and some amplifiers go into meltdown! We reckon ours are the best you can buy.

"They sell steadily in the UK (through **Vine Antennas GW3YDX**). However, a lot of amplifier manufacturers serve a fairly small market.

"My interest is not just to do a babysitting job on the current line. We have several products under development."

Combined Developing

Alpha/Power is currently developing a combined 6 and 2m amplifier running 1500W. Dave says "Six metres could be excellent as sunspots creep up. We are also designing an amplifier for the commercial market.

"This will produce 3-5kW up to 30MHz, with automatic tuning. Small broadcast stations might find it useful, since it will just plug into a normal wall socket, no technical expertise needed."

Dave is also working on a totally new product range. "Lightning is a problem anywhere in the world, but some areas are particularly hazardous. Even a strike many miles away can destroy equipment.

"Our 'Strike Switch' senses an approaching storm, then disconnects lines, antennas and so on, grounding as necessary. Everything gets reconnected when the storm has passed.

"We think that both amateur and

commercial applications exist. Its operation is dependent on testing for the amplitude of signals in the RF range. We will use the Alpha name, to pick-up any associated goodwill."

Thanks for that Dave, it's great to see a British amateur making a success in a very competitive environment, and confounding the saying 'You can never make money selling to Radio Amateurs.' By the way, you can monitor the Alpha/Power company's progress on their web site at www.alpha-power-inc.com.

That's all for now. 73, and keep writing to me **Ed Taylor N0ED at PO Box 261304, Denver, Colorado 80226, USA**, or E-mail me at EdTaylor@compuserve.com. The deadline for October is the middle of July.

END

Europe's Largest Amateur Radio Showroom

Cavendish House, Happisburgh,
Norfolk NR12 0RU

EASTCOMM

01692 650077

P.W.
SPECIAL
OFFERS

Available until 12th July '97

Mon-Fri: 9 - 5.30, Sat: 9 - 4.00

Sigma Wire Antennas

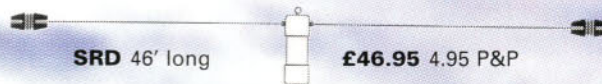
All antennas marked * have a 3kW Current Balun option for only £18 extra.

Trapped Dipole Antennas*



SD-32	20/15/10m	2 Trap	27' long	£79.95	5.95 P&P
SD-34	20/15/10m	4 Trap	24' long	£135.95	7.95
SD-42	40/20/15/10m	2 Trap	55' long	£84.95	5.95
SD-44	40/20/15/10m	4 Trap	47' long	£139.95	7.95
SD-52	80/40/20/15/10m	2 Trap	105' long	£99.95	7.95
SD-54	80/40/20/15/10m	4 Trap	97' long	£154.95	7.95
SD-56	80/40/20/15/10m	6 Trap	82' long	£209.95	9.00
SD-68	160/80/40/20/15/10m	8 Trap	154' long	£279.95	10.00
SD-610	160/80/40/20/15/10m	10 Trap	148' long	£359.95	10.00
SD-162	160/80m	2 Trap	208' long	£119.95	7.95

Receiving Dipole



SRD 46' long £46.95 4.95 P&P

Shortened Dipole Antennas*



SLS-40K	40m	38' long	£63.95	5.95 P&P
SLS-80K	80m	69' long	£74.95	5.95
SLS-160K	160m	100' long	£79.95	5.95



SVS-31	20/15/10m	1 Trap	14' long	£46.95	4.95 P&P
SVS-32	20/15/10m	2 Trap	13' long	£74.95	5.95
SVS-41	40/20/15/10m	1 Trap	28' long	£49.95	5.95
SVS-42	40/20/15/10m	2 Trap	24' long	£77.95	5.95
SVS-51	80/40/20/15/10m	1 Trap	53' long	£56.95	5.95
SVS-52	80/40/20/15/10m	2 Trap	49' long	£84.95	5.95
SVS-53	80/40/20/15/10m	3 Trap	42' long	£112.95	7.95
SVS-64	160/80/40/20/15/10m	4 Trap	77' long	£149.95	7.95
SVS-65	160/80/40/20/15/10m	5 Trap	73' long	£179.95	7.95
SVS-161	160/80m	1 Trap	105' long	£67.95	5.95

Baluns



Lightweight, sealed and weatherproof with Solid Brass rustproof terminals. Jumper wires not needed for connection. Soldering of antenna wire not necessary. DC grounded for lightning protection. Connector accepts a PL259. Stainless Eye Hook for support

SPB-1 Pro-Balun is a 1:1 impedance ratio "voltage" balun that matches 50-75 ohm coax to 50-75 ohm load. 3 - 35MHz, 1.5kW. **Offer Price £27.95 p&p £4.95**

SPB-1-C Pro-Balun is a 1:1 impedance ratio "current type" balun that matches 50-75 ohm coax to 50-75 ohm load. 1.5 - 60MHz, 3kW. **Offer Price £29.95 p&p £4.95**

SPB-4 Pro-Balun is a 4:1 impedance ratio "voltage" balun that matches 50-75 ohm coax to 200-300 ohm load. 3 - 35MHz, 1.5kW. **Offer Price £29.95 p&p £4.95**



Traps

These 600W deluxe traps are made of heavy duty components and housed in weatherproof sealed enclosures. No soldering or jumper wires are required.

Use 2 traps for a dipole, or 1 trap for a Vertical sloper.

ST-10	28MHz trap	Offer Price £27.95 each p&p £4.95
ST-12	24MHz trap	Offer Price £27.95 each p&p £4.95
ST-15	21MHz trap	Offer Price £27.95 each p&p £4.95
ST-17	18MHz trap	Offer Price £27.95 each p&p £4.95
ST-20	14MHz trap	Offer Price £27.95 each p&p £4.95
ST-30	10MHz trap	Offer Price £28.95 each p&p £4.95
ST-40	7MHz trap	Offer Price £28.95 each p&p £4.95
ST-80	3.5MHz trap	Offer Price £28.95 each p&p £4.95

Co-ax

SCE-1 is a 1kW centre insulator/connector for a dipole antenna.

Offer Price £13.95 p&p £2.75

Connectors

SCE-1/S is a 1kW insulator/connector for a vertical sloper antenna.

Offer Price £13.95 p&p £2.75



Shorteners

Antenna 'Shorteners' are excellent where installation space is limited. The shorteners are housed inside weatherproof, sealed enclosures, so no periodic cleaning is required. Two are needed for a dipole, one for a vertical sloper.

SLC-40	Offer Price £18.95 each p&p £2.75	Shorten a 40m Dipole to 38'
SLC-80	Offer Price £19.95 each p&p £4.95	Shorten a 80m Dipole to 69'
SLC-160	Offer Price £19.95 each p&p £4.95	Shorten a 160m Dipole to 100'

AUTEK RF ANTENNA ANALYSERS

RF1 HF £159.95 P&P 7.95.

RF5 VHF/UHF £289.95 P&P 10.00

*Protective Case £14.95 P&P 2.75. *FREE UNTIL 12th JULY with RF1 or 5

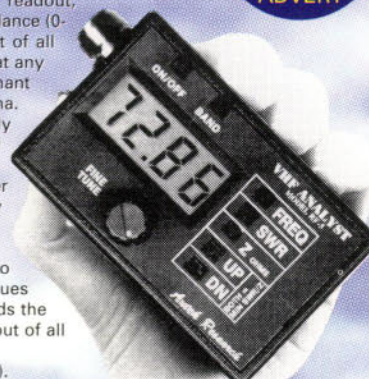

RF ANALYST™ RF1

The pocket-sized RF1 is designed to check and adjust antennas, feedlines, and RF networks. It includes a microprocessor, A/D converters, and a low-distortion, levelled, sine-wave generator, with 4 digit frequency readout, continuously adjustable from 1.2 to 35 MHz in 5 bands. It measures RF values of true impedance (0-2000W), SWR (1 to 15:1), C (0.9999pF) and L (<0.04 to 300mH). Its digital readout of all parameters is unique in its price range. It instantly reads out impedance and SWR at any frequency in its range. Antennas are easily trimmed after noting their resonant frequencies with its miniature 'transmitter', minimizing trips to the antenna. Feedline loss and phasing, Q, tuned-circuit resonance can be accurately measured and adjusted for best performance, even by inexperienced users. L and C are measured at the RF frequency of interest, not at 1kHz or 100 kHz as with other L/C meters. Basic accuracy is 2.5% to 5% over most of its range. The unit fits in the pocket, and runs on a standard 9v battery (or 7 - 15v).

RF ANALYST™ RF5

The RF5 has a 4 digit frequency readout, continuously adjustable from 35 to 75 MHz, and 138 to 500MHz (typically 530MHz) in 3 bands. It measures RF values of true impedance (0-600W), SWR (1 to 6:1), and its INSTANT SWR mode finds the frequency of minimum SWR (or Z) on command automatically. Its digital readout of all parameters is unique in its price range.

The unit fits in the pocket, and runs on a standard 9v battery (or 7 - 12v).




ALL
OFFERS
APPLY ONLY
ON MENTION
OF THIS
ADVERT

PERSONALISED CALLSIGN CLOCK

~~£39.95~~ **£34.95**

These quartz
clocks,
hand finished
with **INDIVIDUAL
CALLSIGN** printed
on the face are ideal
gifts for Radio Amateurs.




They are not only an attractive and useful addition to any radio shack, but also a valuable aid to an H.F. operator using a rotary beam antenna system. A large 9 inch (23cm) diameter face gives excellent visibility across a radio room. The hour is indicated in 12 and 24 hour format. The central area of the clock is in three colours with a blue sky effect background. A global map shows countries with their bearing, in degrees.

Prices include World-wide delivery

Models are available centred on other parts of the world

STATE CLEARLY, CALLSIGN & AREA OF WORLD



DELTA 1.5kW COAX SWITCHES

2 WAY SO239 to 600MHz **£67.95** 5.95 P&P
2 WAY N TYPE to 1300MHz **£82.95** 5.95
4 WAY SO239 to 600MHz **£92.95** 5.95
4 WAY N TYPE to 1300MHz **£105.95** 6.95
The only switches with built in Arc Protection


KENWOOD - YAESU - ICOM PRICE MATCH

We match/better competitors advertised prices on current UK equipment - and or customer service is the best. Phone us last for the best deal.


VIBROPLEX

**FREE U.K. P & P
DURING JUNE**


BRASS RACER IAMBIC
£159




STRAIGHT KEY
STANDARD £169
DELUXE £199




ORIGINAL BUG
STANDARD £169
DELUXE £199



IAMBIC
STANDARD £169
DELUXE £199



SINGLE PADDLE
STANDARD £159
DELUXE £199



Mosley

Antennas

Mosley Antennas are renowned the world over, for stable and dependable operation. All Mosley Antennas are pre-drilled and colour coded, for easy assembly. For long term reliability, all hardware is stainless steel, and tubing is aircraft grade, drawn, aluminium. Mosley's advanced trap designs mean less trap assemblies giving better structural stability. A Mosley 3 element, tri-bander, has six trap assemblies - other makes need twelve! Using a higher grade of tubing means a perfect fit for telescopic sections - and none of those horrendous hose clamps!

*So why pay more for an inferior antenna when you can have a **MOSLEY ANTENNA** for less?*

STANDARD SERIES

				Carr.
TA31JRN	10/15/20M	1 EL	£159	£10
TA32JRN	10/15/20M	2 EL	£239	£10
TA33JRN	10/15/20M	3 EL	£329	£10
TA32JRN WARC	10/12/15/17/20M	4 EL	£399	£10

HEAVY DUTY SERIES

TA31M#	10/15/20M	1 EL	£179	£10
TA32M#	10/15/20M	2 EL	£299	£10
TA33M	10/15/20M	3 EL	£369	£15
TA33M WARC#	10/12/15/17/20M	4 EL	£499	£15
TA34XL#	10/15/20M	4 EL	£649	£15
TA34XLWARC	10/12/15/17/20M	5 EL	£749	£15

HEAVY DUTY COMPACT

TA53M WARC#	10/12/15/17/20M	4 EL	£649	£15
-------------	-----------------	------	------	-----

HEAVY DUTY CLASSIC SERIES

CL33M	10/15/20M	3 EL	£499	£15
CL33M WARC#	10/12/15/17/20M	4 EL	£649	£15
CL36M	10/15/20M	6 EL	£799	£15

ADD ONS:

# TA40KR	40M UPGRADE	£189	£10
# TA30KR	30M UPGRADE	£189	£10

HEAVY DUTY PROFESSIONAL SERIES

PRO57B	10/12/15/17/20M	7 EL	£899	£20
PRO57B40	10/12/15/17/20/40M	7 EL	£999	£20
PRO67B	10/12/15/17/20/40M	7 EL	£1049	£20
PRO77A	10/12/15/17/20/30/40M	7 EL	£1099	£20
PRO95	10/12/15/17/20M	9 EL	£1799	£20
PRO96	10/12/15/17/20/40M	9 EL	£2299	£20

HEAVY DUTY WARC BAND BEAMS

TW33	12/17/30M	3 EL	£399	£15
------	-----------	------	------	-----

HEAVY DUTY VERTICAL ANTENNAS

MV2W	12/17M	Vertical	£139	£10
RV4C	10/15/20/40M	Vertical	£249	£10
RV6C WARC	10/12/15/17/20/40M	Vertical	£299	£10
RV7C WARC	10/12/15/17/20/30/40M	Vertical	£349	£10

FOR EASTCOMM CATALOGUE SEND £2 STAMPS

**WE NEED YOUR QUALITY, USED
AMATEUR RADIO EQUIPMENT
BUY IN, TRADE IN, OR COMMISSION SALES.
BEST PRICES PAID. COLLECTION ARRANGED**



Please add 2.5% to total for card orders

SRP TRADING

1686 Bristol Road South, Rednal
Birmingham B45 9TZ

SALE SALE SALE SALE

Tel: 0121-460 1581/0121-457 7788

Fax: 0121-457 9009



SKY SCAN

KENWOOD

UNIDEN

GLOBAL

AKD

ROBERTS

YAESU

SONY

RADIO
SHACK

YUPITERU

WATSON


SANGEAN

OPTO

AOR

MFJ

ALINCO



ICOM

Yes
we are having a
SALE
We would like to give you the best prices
and service in the UK.
So, if you are thinking of purchasing any
amateur short wave or scanning equipment call
either:-
ROD, RICHARD OR MARY ON
0121-460 1581 or
0121-457 7788
or please call into our retail shop. We are
open six days a week - **9.30-5.30 Monday**
to Saturday

Free advice always available from
our expert staff.
PLEASE PHONE



**SALE SALE
SALE SALE**

BTEC approved
TUTOR supported



DISTANCE LEARNING COURSES in:

Analogue and Digital Electronic
Circuits, Fibres & Opto-Electronics
Programmable Logic Controllers
Mechanics and Mechanisms
Mathematics

- Courses to suit **beginners**
and those wishing to **update**
their knowledge and practical skills
- Courses are delivered to the student
as self-contained kits
- No travelling or college attendance
is required
- Learning is at your own pace

For information contact:
NCT Enterprises
Barnfield Technology Centre
Enterprise Way, Luton LU3 4BU
Telephone 01582 569757 • Fax 01582 492928

PW PCB SERVICE

PRACTICAL WIRELESS PCB SERVICE

Printed Circuit Boards for *Practical
Wireless* constructional projects are
available from the Practical Wireless PCB
Service.

The boards are made in 1.5mm glass-
fibre and are fully tinned and drilled.

When ordering PCB's please state the
article title, magazine cover date and the
board number.

Mark your envelope **Practical Wireless
PCB Service**.

Cheques to be crossed and made payable
to: **Badger Boards**.

Please print your full name and address
in block capitals and do not enclose any
other *Practical Wireless* correspondence
with your order.

Please allow 28 days for delivery.

Send orders and remittances to:
**Badger Boards, 87 Blackberry Lane,
Four Oaks, Sutton Coldfield B74 4JF.**
Tel: 0956 374918

VHF REPORT

This month David Butler G4ASR reports on propagation openings, activity reports, 50MHz repeaters and proposals for a new digital sub-band.

Last time I mentioned that no Sporadic-E (Sp-E) openings had occurred on the 50MHz band during March. As luck would have it one sneaked in right at the end of the month, on March 31, just missing my copy deadline by one day!

At the QTH of **Ken Osborne G4IGO** (IO80) the opening to HA, OE, SP and YU commenced around 1545 continuing through to 1720UTC. The opening lasted a little longer at the QTH of **G6YIN** (IO93) with the station of **I5MMC** (JN53) being reported in at 1750UTC.

Although not authenticated, the station of **W2DRZ** claims to have heard "European sounding" stations between 1500-1600UTC. He reports that at his QTH in New York the 50MHz band was open to the W4 and W5 call areas at the same time.

As is often the case at that time of the year, around the equinox on March 21, Sp-E propagation sometimes goes 'hand-in-hand' with trans-equatorial propagation (see the December 1996 and January 1997 editions of 'VHF Report'). Although there was no extension this time to the UK the station of **9H1CG** (JM75) - ideally situated in the Mediterranean - heard the **V51VHF** beacon (JG87) at 1740UTC over a path length of 6420km.

And so into April, but typically for this period there was relatively little happening in the way of DX propagation. No Sp-E openings of any real note were reported on the 50MHz band but there were three days when auroral events were evident on frequencies up to the 144MHz band.

A few minor meteor streams and the Lyrids meteor shower between April 22-24 produced some DX contacts on the lower v.h.f. bands. Some periods of enhanced tropospheric propagation was evident during the month but no extensive openings occurred.

Large Solar Eruption

On April 7 a large eruption on the Sun was detected by the Solar and Heliospheric Observatory (SOHO) spacecraft. Scientists said that the ejected matter was travelling through space as an interplanetary magnetic cloud and would strike a "glancing blow" to the magnetic field that shields the Earth more than 100km above its surface.

They reported that although the coronal mass emission (c.m.e.) was a strong one for this low point of the 11-year solar cycle it was not as strong as events we can expect in three to four years time when solar activity peaks.

You may recall, however that many television, radio and newspaper commentators picked up on these reports and suggested that there might be damage to communication satellites, electrical power blackouts and auroral displays when the emitted material reached the earth three or four days later. This was all media hype.

In a Packet radio bulletin **John Branegan GM4IHJ** mentioned that a serious disturbance here on the Earth would only occur if the magnetic field polarity of the solar emission coupled with the magnetic field of the Earth. He argues that this latter point is very important and describes an analogy with two permanent magnets. If you bring them together with like poles facing one another (north to north or south facing south) the fields repel one another.

So, when in similar circumstances the polarity of the solar emission is the same as the magnetic polarity of the earth there is inward compression of the Earth's magnetic field. This could put some geostationary satellites into the full fury of the solar storm but there will be little or no penetration of the emission particles down through the Earth's magnetic field to the Earth's surface. Therefore there will be no big auroras and hence no monstrous currents generated in the ionosphere which could cause massive induced outages in domestic and industrial power distribution systems.

By contrast John mentions that if the solar emission magnetic field polarity is opposite to that of the Earth the result is very different. Magnetic coupling would take place and a gap opens in the outer parts of the Earth's magnetic shield. Into this gap the solar emission streams. But it cannot penetrate down to the equator as some unbroken earth field lines invariably prevent this.

However, it can migrate up between the field lines and down through their open ends onto the north and the south magnetic poles. It then causes enhanced polar zone h.f. propagation quickly followed by aurora and possible power outages.

Auroral Activity

On to Auroral activity now and following the c.m.e. on April 7 a gradual magnetic storm commenced at midday on April 10 and by the early hours of April 11 a severe storm was in progress with the arrival of the magnetic cloud. However, there was little coupling with the earth's magnetic field and no large aurora developed.

A small auroral opening was detected on the 50MHz band but no activity other than the **GB3RMK** and **GB3LER** beacons were reported. Later on April 11 the geomagnetic field had declined to unsettled levels as the cloud passed the earth.

Another weak event, (only affecting the 50MHz band) was reported on April 16. **Clive Davies G4FVP** (IO94) heard the **GB3LER** beacon (IP90) go auroral at 2200UTC, with signals peaking 52A. At the same time Swedish TV carriers (JP77) were heard with a T9 note indicating a form of propagation called auroral-E.

Unlike aurora where the c.w. note is very rough, auroral-E has a pure tone. It occurs fairly frequently (during an auroral opening) on the 50MHz band, particularly with stations located in Norway, Sweden or Finland.

On April 21 there was a good auroral opening which even managed to reach the 144MHz band. It lasted for about two hours from 1700-1900UTC and surprisingly there even was some activity!

The opening first began with reports of the beacons **SK4MPI** (JP90) and **OY6VHF** (IP62) sounding auroral. A few minutes later there was that wonderful rasping sound to be heard in the c.w. sub-band again.

The station of **GM4ILS** (IO87) was heard at my QTH (IO81) peaking 53A and working many European stations. Among the more active stations on the 144MHz band were **LA0HB** (JO28), **LA3EU** (JP32), **LA4CQ** (JP20), **SM4AKW**, **SM4SCF** and **SM7ALC** (JO65). There wasn't much activity on the 50MHz band although **GW0GEI** (IO73) did hear the beacon **OH9SIX** (KP36) some 2200km distant via

Repeater	QTH	Locator	MHz	CTCSS
GB3AE	Pembroke	IO71OQ	50.720	94.8
GB3AM	Amersham	IO91QP	50.840	77.0
GB3EF	Ipswich	JO02PB	50.720	110.9
GB3FX	Farnham	IO91OF	50.810	82.5
GB3HX	Huddersfield	IO93BP	50.800	82.5
GB3PD	Portsmouth	IO90KT	50.850	71.9
GB3PX	Barkway	IO92XA	50.780	77.0
GB3RR	Nottingham	IO93JA	50.820	71.9
GB3SX	Stoke	IO83WA	50.790	103.5
GB3WX	Shaftesbury	IO80VX	50.830	77.0
GB3UK	Bolton	IO83RO	awaiting authorisation	

Fig. 1: The new UK 50MHz f.m. repeaters.

Area	Tone (Hz)
A	67.1
B	71.9
C	77.0
D	82.5
E	88.5
F	94.8
G	103.5
H	110.9
J	118.8

Fig. 2: The nine CTCSS repeater tones being used in the UK.

Frequency	Usage
50.500	sub-band edge
50.510	Slow Scan Television
50.530	20kHz packet radio
50.550	Facsimile (fax)
50.570	20kHz packet radio
50.590	10kHz any digital mode
50.600	RTTY
50.610	10kHz any digital mode
50.630	20kHz packet radio
50.650	20kHz packet radio
50.670	20kHz packet radio
50.690	20kHz packet radio
50.700	sub band edge

Fig. 3: Proposed 50MHz digital sub-band.

auroral-E. The beacon was running 35W effective radiated power (e.r.p.) into a turnstile antenna and was booming in at RST 599.

Continued on pg.73

COLOMOR (ELECTRONICS) LIMITED

170 Goldhawk Road, London W12 8HJ Day Tel: 0181-743 0899 Fax: 0181-749 3934

OVER A MILLION VALVES IN STOCK. PLEASE ASK FOR A QUOTE**★ Celebrating 30 years 1967-1997 ★****£ p**

DG732	9.40	EL84	2.50	UBC41	3.80	6BR7	4.90
E180F	3.80	EL84 MUL	10.60	UBF89	1.55	6BS7	5.60
EAF42	1.50	EL84W	6.00	UBL1	4.80	6BW6	6.25
EBL1	5.80	EL86	3.80	UCH21	5.20	6BW7	1.55
EBL21	4.80	EL95	1.85	UCH81	1.20	6BZ6	3.60
ECC81	2.50	EL360	7.60	UCL82	1.65	6C4	1.65
ECC82	2.90	EL503	38.50	UF41	3.25	6C6DA	4.80
ECC83	3.90	EL821	7.65	UF42	1.50	6CH6	3.50
ECC83 MUL	9.90	EM34	18.50	UF89	1.90	6CX8	4.70
ECC91	2.25	EM81	2.60	UL41	14.10	6F6	4.95
EFC80	1.00	EM91	3.60	UL84	1.55	6GF7A	4.10
ECH35	2.60	EZ80	2.20	UM84	1.35	6K7	2.25
ECH42	1.20	EZ81	2.85	UY41	3.60	6L6GT/C	2.95
ECH81	1.90	GZ33	7.00	UY85	1.55	6L6	7.50
ECL80	1.00	GZ34S	6.00	VU39	4.50	6V6GT	5.10
EF37	3.45	GZ34 MUL	17.65	Z759	11.00	6X4	3.55
EF37A MUL	5.60	GZ37	4.70	2C51	4.50	6X5GT	2.50
EF41	3.30	GZ37 MUL	8.25	2K25	29.35	724	3.80
EF50	1.90	KT66 RUS	9.00	5R4GY	6.80	12AT7	2.50
EF80	2.35	KT88	20.95	5U4G	5.80	12AU7	2.90
EF86	5.10	MU14	3.50	5Y3	3.55	12AX7	7.05
EF86 MUL	12.95	N78	10.10	6AH6	1.95	12E1	18.00
EF89	1.60	QQV03-6	12.00	6AK5	1.45	12H6	4.70
EF91	1.55	QQV03-10	7.65	6AL5	1.00	12HG7	7.70
EF95	1.45	QQV03-20A	14.00	6AM6	1.65	13CW4	32.90
EL32	1.45	QQV06-40A	22.00	6AM8A	4.10	813	29.15
EL34S	7.10	QY4-250	103.85	6AT6	1.95	5744WB	8.70
EL34B	7.20	SP61	3.25	6AU5GT	5.20	5763	8.85
EL36	3.50	TU03-10	33.50	6AU6	1.80	5963/ECC82	4.00
EL41	4.75	UD19	12.20	6B8J	4.10	6115A	299.95

VALVES WANTED - NEW & BOXED

KT66 - GEC	£40 each	DA100 - GEC	£100 each
KT88 - GEC	£60 each	4212E - STC, UK	£150 each
EL34 - Mullard	£15 each	PX25 - Globe shaped	£100 each
EL37 - Mullard	£12 each	PX4 - Globe shaped	£60 each
DA30 - GEC	£80 each	ECC83/EF86	£3.50 each
PT15	£10 each	V503	£100 each

P&P - Orders up to £3 @ £1.95, £5 @ £2.25, £15 @ £2.50, £20 @ £3.35. Over £20 @ £4.55 Telephone or Fax list for offers. Over 2Kg at cost. VAT included in all prices. Please quote ref PW

THE VINTAGE WIRELESS LISTING

Now published every three to four months containing 100s of out of print old and collectable wireless and TV books and magazines and now incorporating "The Vintage Hardware List" that contains for sale - vintage domestic radios, communications receivers, audio equipment, valves, vintage components etc. Send six first class stamps for list No 10 or £4 for next four catalogues.

NEW BOOKS

Valve Communication Receiver Handbook. Contains circuits and technical information for valve communication receivers both commercial and of military origin. 1940s - 1960s. Incorporates a surplus/commercial cross-referenced valve guide. Large format. Approx 100 pages. **£16.50 P&P £2.50.**

1950s Valve Equivalent Data. Much useful information. 68 pages. **£7.50** including postage.

James Military Communications 12th edition 1991-1992. A vast volume of 814pp. Large format, wraps. Contains descriptions, photographs and basic details of the world's military communications equipment. Brand new. Published at over £100. **SPECIAL PRICE £30** postage £5.00. Overseas postage extra.

Eddystone Communications Receiver Data 1950-1970. A facsimile reprint of the circuit diagrams, general description and some service notes for sets from 1950-1970. 50 pages. **£9.75** incl P&P.

Radar. P. S. Hall (et al). An absorbing and informative study by authors from The Royal Military College of Science. Covers the origin, development and operation of military radar from Chain Home to Patriot, etc. Numerous photos and illustration of equipment and its principles of operation. 170pp. Published by Brassey's Weapon Technology series at £25. Our Price **£7.50 P&P £2.50.**

Racal RA17 Communications Receiver Technical Service Manual. Facsimile copy, contains general description includes circuit diagrams, layout and alignment and brief fault finding notes. Large format. 46 pages. **£9.50** incl P&P.

Wireless Set (Canadian) No 19 Mk.III Technical Manual. Facsimile copy, contains detailed description, layouts, circuits, operating instructions, etc. 62 pages. Large format. **£12.50 P&P £2.50.**

VALVE AND VINTAGE COMPONENTS

32+32µF at 350V

Hunts electrolytics. Can type **£4** each. 2 for

£7 post free.

50µF+50µF 300V

Can type. TCC electrolytics. **£3.25** each. 2 for

£6 post free.

Octal valve holders

60p each. 5 for **£2.50** post free.

B9A Valve holders

5 for **£2.00** post free.

B7G Valve holders skirted

4 for **£2** post free.

1 Watt carbon resistors

Useful valves. Pack of 50 mixed. **£2.95**

including postage.

MES dial bulbs

6.3V 3amp. Box of 10. **£2.95** + 60 P&P.

Wireless and TV service sheets and manuals. Thousands in stock from 1930s to 1960s. Send SAE or phone for quote.

(Dept PW) CHEVET SUPPLIES LTD.

157 Dickson Road, BLACKPOOL FY1 2EU

Tel: (01253) 751858. Fax: (01253) 302979.

Telephone orders accepted.

**Essex Amateur Radio Services**

The little dealer with the big heart

BUYERS ARE WAITING NOW FOR YOUR PRE-ENJOYED EQUIPMENT!**★ VHF/UHF ★****★ HF Transceivers ★****★ Station Accessories ★****AVOID Part Exchange****WE PAY TOP PRICES**

We pay cash same day or 24 hours by post. Always large stock available. Phone today for the best deals. Silent Key sales handled efficiently and personally.

4 Northern Avenue, Benfleet**Essex SS7 5SN****01268 752522****7 days a week 8am to 8pm**

RST PHONE 0181 684 1166 **LANGREX SUPPLIES LTD** **RST FAX 0181 684 3056**
DISTRIBUTORS OF ELECTRONIC VALVES
TUBES AND SEMICONDUCTORS AND I.C.S.
1 MAYO ROAD • CROYDON • SURREY CR0 2QP
24 HOUR EXPRESS MAIL ORDER SERVICE ON STOCK ITEMS

AZ31	£ p	KT66 China	10.00	6AQ5	2.00	6V6GT	4.00
CL33	10.00	KT88 China	12.00	6AR5	20.00	6X4	3.00
E88CC	8.50	N78	8.00	6AS7G	7.50	6X5GT	3.00
E180F	3.50	0A2	3.00	6AU5GT	4.00	12AT7	3.00
E810F	20.00	0B2	3.00	6AU6	2.00	12AU7	3.50
EABCB80	2.00	0C3	3.00	6AVB8A	4.00	12AX7	5.00
EB91	1.50	0D3	3.00	6B4G	£22.00	12AX7A	7.50
EBF80	1.50	PCF80	2.00	6BA6	1.50	12BA6	2.00
EBF89	1.50	PCL82	2.00	6BE6	1.50	12BE6	2.00
EBL31	15.00	PCL85/805	2.50	6BH6	2.00	12BH7A	10.00
ECC33	8.50	PCL86	2.50	6BQ7A	2.00	12BY7A	7.00
ECC35	8.50	PD500	6.00	6BR7	4.00	12DW7	15.00
ECC81	3.00	PL36	3.00	6BR8	4.00	12E1	10.00
ECC82	3.50	PL81	2.00	6BV6	4.00	13E1	£85.00
ECC83	5.00	PL504	3.00	6BW7	3.00	572B	95.00
ECC85	3.50	PL508	3.00	6BZ6	3.00	805	45.00
ECC88	6.00	PL509/519	10.00	6C4	2.00	807	7.50
ECC88	6.00	PL802	4.00	6CB6A	3.00	811A	25.00
ECC808	15.00	PY500A	3.00	6CD6G	5.00	812A	55.00
ECF80	1.50	PY800/801	1.50	6CL6	3.00	813	27.50
ECH35	3.50	QQV02-6	12.00	6CG7	7.50	833A	85.00
ECH42	3.50	QQV03-10	5.00	6CH6	3.00	866A	20.00
ECH81	3.00	QQV03-20A	10.00	6CW4	6.00	872A	30.00
ECL82	3.50	QQV06-40A	12.00	6DQ5	17.50	931A	25.00
ECL86	3.50	U19	8.00	6DQ8B	10.00	2050A	12.50
ECL800	25.00	UABCB80	1.50	6F6G	6.00	5751	6.00
EF37A	3.50	UCH42	5.50	6F07	7.50	5763	6.00
EF39	2.75	UCL82	2.00	6GK6	4.00	5814A	5.00
EF40	4.00	UCL83	2.00	6J5G	6.00	5842	12.00
EF86	10.00	UF89	4.00	6J5M	4.00	6072A	6.00
EF91	2.00	UL41	12.00	6J7	3.00	6080	6.00
EF183/4	2.00	UL84	3.00	6JB6A	27.50	6146B	15.00
EL33	15.00	UY41	4.00	6JE6C	27.50	6201	£8.50
EL34	8.00	UY85	2.00	6JS6C	27.50	6336A	35.00
EL34G	£6.00	VR105/30	3.00	6K6GT	4.00	6550A	25.00
EL36	5.50	VR150/30	3.00	6L6G	15.00	6883B	15.00
EL41	£3.50	Z759	10.00	6L6GC	15.00	7025	7.50
EL84	£2.25	Z803U	15.00	6L6WGB	£10.00	7027A	25.00
EL95	2.00	2D21	3.50	6Q7	3.00	7199	15.00
EL360	15.00	3B28	12.00	6SA7	3.00	7360	25.00
EL509/519	12.00	4CX250B	45.00	6SC7	3.00	7581A	15.00
EM34	15.00	5R4GY	7.50	6SG7	3.00	7586	15.00
EM81/4/7	4.00	5U4G	10.00	6SJ7	3.00	7587	20.00
EN91	7.50	5U4GB	10.00	6SK7	3.00		
EZ80/81	3.50	5V4G	4.00	6SL7GT	5.00		
GZ32	8.50	5Y3GT	2.50	6SN7GT	5.00		
GZ33/37	6.00	5Z3	5.00	6U8A	1.50		
KT61	15.00	5Z4GT	3.00	6V6G	8.00		

Prices correct when going to press.

OPEN TO CALLERS MON - FRI 9AM - 4PM. CLOSED SATURDAY.

This is a selection from our stock of over 6000 types. Please enquire for types not listed. Obsolete items are our speciality. Valves are new mainly original British or American brands. Terms CWO/ min order £10 for credit cards.

P&P 1-3 valves £2.00. 4 - 6 valves £3.00.

Add 17.5% VAT to total including P&P.



Activity Reports

Emil Pocock W3EP will be active on the 50MHz band from locator GN05 and neighbouring locators during the period June 14-15. He will be using an Icom IC-706 and will also be able to monitor the 70MHz band for any possible cross-band activity.

The expedition group CY9AA activating St. Paul Island, Canada, will also have 70MHz cross-band capability. The group led by **Mike Smith VE9AA** will be active on the h.f. bands and the 50MHz band between June 26 to July 4.

You may recall that in the May issue I reported that **Andy Adams GW0KZG/MM** was going to attempt a moon-bounce (e.m.e.) contact with W5UN on the 144MHz band. Well I'm pleased to report that Andy did indeed complete his first e.m.e. schedule with the North American station.

The c.w. contact took 15 minutes with signals from W5UN peaking at S3. The location of the Royal Research Ship (RRS) *Charles Darwin* at the time was in the Arabian Gulf (LL75) approximately 100km north of Dubai.

The weather was marginal, wind force four with a moderate swell. Andy also heard SM5BSZ but he ran out of moon-time before the QSO could be completed. (Running out of moon-time normally means that the moon has gone down below the horizon.) On the following day he was active from LL86 but weather conditions with a 40 knot wind and a two metre sea swell prevented any further e.m.e. contacts being made although W5UN was heard again.

Andy reports that his next cruise will commence on June 30 setting sail from Southampton, via the Irish Sea, Hebrides, Shetland Islands to a working area west of Norway. There will be three main working areas in locators JP02, JP24 and JP47 with two intermediate port calls in Norway.

The cruise on the RRS *Charles Darwin* is scheduled to be completed by July 20. There is also a possibility of a two week cruise, west of the Shetlands, on completion of this cruise.

The station of GW0KZG/MM will be active on 144.240MHz on both s.s.b. and c.w. His meteor scatter frequency has yet to be decided and moonbounce operation, on 144.080MHz, will possibly take place around the e.m.e. activity weekend on July 5-6.

Andy's activities are however, subject to weather conditions and the granting of a high power permit. Operating times, subject to work loads, are normally 0400-0700, 1200-1300 and 1700 onwards. (All times are ship times).

Operation is also subject to non-interference with the on-board ship equipment. Andy reckons it may be a problem as they will be towing an undulating survey instrument. Previous operation on the h.f. bands had caused it to jump out of the water as the telemetry instructions were corrupted!

On the 144MHz band Andy will be using a Trio TR-9130 transceiver driving a Linear Amp UK amplifier (3CX800A7) producing 400W output. He is

contemplating increasing the antenna system to 2 x 11-element 9FT Yagis with elevation control.

David Edwards G7RAU (IO90) mentions that activity on the 144MHz band so far this year has been very poor. By the end of April he had only worked 65 locator squares and 11 countries in a four month period. Hopefully, the 144MHz Sp-E season, which incidentally should now be underway, will have pushed this year's scores up somewhat.

Bill Bilcliffe G6NB informs me that after a period of some 16-years he has decided to stand down as Chairman of the **Aylesbury Vale Repeater Group**. The group is responsible for the upkeep and maintenance of the GB3AV, GB3VA and GB3BV repeater units. The new Chairman is Mike Marsden G8BQH who is QTHR. (For those that don't know what QTHR is ... it means the address is correct in the latest callbook.)

Microwave Bands

On April 7 a new world record was established on the 145GHz band. The station of **DB6NT/P** contacted DL6NCI/P over a 53km path, breaking the previous record which stood at 16km. Signal strengths were 10dB above noise level and this performance indicates that it is possible to reach more than 60km when conditions are favourable.

50MHz Repeaters

On April 7 the **RSGB Repeater Management Committee** made the announcement that the **Radiocommunications Agency** (RA) had given the all clear for Britain's first 50MHz repeaters. The list of repeaters is shown in the table, **Fig. 1** and it's expected that service for some will have already commenced during May.

Now that there are a number of 50MHz repeaters operational in the UK it will be useful for those who wish to make use of the facility to understand some of the 'finer details' of the specification for the repeaters and how this will affect access by users. The following information has been provided by **Iain Philipps G0RDI** for which I am most grateful.

The first item to note is that the **channel spacing specification is 10kHz** and that the maximum peak deviation of the repeater transmitter will be 2.4kHz. Those of you with receivers set up for 25kHz spacing will either need to replace the intermediate frequency (i.f.) filters with narrower ones or increase the audio frequency (a.f.) gain. In practice it means that you will need to turn up the volume control to a setting somewhat higher than normal on f.m.

More importantly, the repeater receivers have been designed to accept a maximum deviation of the input signal of 2.4kHz. It will therefore be necessary for you to adjust your transmitter deviation to suit or else your transmitted audio will be 'chopped' on speech peaks. Users will have to experiment to achieve the correct deviation, either by using appropriate test equipment or by on-air tests.

Continuous Tones

For the first time the access method for these 50MHz repeaters has been specified as a continuous tone-coded squelch system (CTCSS) only. The principle of CTCSS is that a sub-audible tone (in the region 67.1 to 118.8Hz) is continuously transmitted in addition to the usual speech signal. Being below the normal band of voice frequencies it does not interfere with the received signal.

The objective of the system is to give some form of selectivity to the repeater user. Therefore someone who is located within the coverage area of two repeaters on the same frequency will only activate the repeater appropriate to the CTCSS tone being transmitted. Currently there are nine CTCSS tones being used in the UK and these are shown in **Fig. 2**.

The repeaters will identify which c.t.c.s.s. tone it requires by sending the appropriate letter in Morse code after the repeater call sign. If you don't have c.t.c.s.s. capability, at the appropriate frequency for your local repeater, then you will not open the repeater receiver squelch and will be unable to use the unit.

Digital Sub-Band

As part of the ongoing review of the various v.h.f. band plans, the **RSGB Data Communications Committee** (DCC) has together with the **RSGB VHF Committee** agreed to allocate a digital sub-band in the segment 50.500 - 50.700MHz. The table, **Fig. 3** shows how the DCC propose to allocate the frequencies within that sub-band.

Obviously the details are subject to input from existing users of the sub-band and as part of a consultative phase the DCC are now actively soliciting input from those users. There are a number of important points to note however.

Firstly, there is not currently an agreed IARU Region 1 Band plan in respect of digital operations within the 50.000-52.000MHz band. Any plan implemented within the UK will therefore be subject to change if and when such a plan exists and is agreed. This is not expected to be before 1999.

Secondly, the re-planning of the frequencies currently allocated to digital (i.e. Packet) modes has been necessary due to difficulties that have been experienced during negotiations to create and implement a network of voice repeaters in the UK. The direct result of this is that two channels (50.710 and 50.730MHz) are now within the segment allocated (and agreed with IARU) for voice repeater outputs.

The DCC proposal is that stations currently using 50.710 would move to 50.510MHz while those using 50.730 would move to 50.570MHz. It may of course be appropriate for any affected stations (at their option) to move to one of the other 20kHz channels.

As mentioned earlier the **RSGB Repeater Management Committee** (RMC) have announced that a number of f.m. repeater units have been authorised. While the RMC were careful not to

allocate either 50.710 or 50.730MHz at this stage it is possible that repeater users may suffer interference from adjacent 20kHz channels.

The DCC clearly wish to avoid any conflicts of interest and request that you send your comments on the proposal without delay to the **RSGB DCC Secretary, Iain Philipps G0RDI**. You can contact Iain via Packet radio @ **GB7TUT** or by telephone on **(01494) 432144** (but not after 10pm). Alternatively you can send your proposals or comments by FAX on **(01494) 725545**.

Beacon News

The 144MHz beacon **GB3VHF** (JO01) returned to service on the April 20 having been off the air for over three months. The beacon, currently operating on 144.925MHz, is now over 25 years old.

A new unit is under construction and is due to be installed when the new beacon band plan is implemented. This phase of the 144-145MHz sub-band reorganisation is expected to take place after June 1997.

Contests

Now I'll turn to news of some contests coming up soon. The **RSGB** are holding a 144MHz Backpacker event on Sunday **June 15** between 0900-1300UTC. On the same day as the PW 144MHz QRP issue (see *PW* June for full details).

On the following Saturday, **June 21**, the UK Six Metre Group are holding their world-wide 50MHz contest. It's a 24-hour event between 0000-2400UTC.

On Sunday **June 22** between 0900-1500UTC there is a 70MHz 'phone contest organised by the Worked All Britain (WAB) group. One of the biggest events of the year, v.h.f. national field day, is being held on July 5-6.

You'll find a terrific amount of activity on all v.h.f., u.h.f. and microwave bands during the weekend. The contest lasts 24-hours, commencing at 1400UTC.

Deadlines

That's it again for another month. And I'm surprised that no one has provided any input to the annual table.

So, please send me your list of locator squares, counties and countries worked on any band. And don't forget that I'm also including satellite contacts as well.

Forward any news, views, comments or photographs to reach me no later than **Saturday June 28**. Send them to me at **Yew Tree Cottage, Lower Maescoed, Herefordshire, HR2 0HP**. You can also contact me via Packet radio @ **GB7MAD**, the UK DX Cluster @ **GB7DXC** or E-mail via **davebu@mdlhr1.agw.bt.co.uk**. Alternatively you can telephone me on **(01873) 860679**.

END

HF FAR & WIDE

Leighton Smart GWOLBI introduces his monthly report on YOUR h.f. activities. It's the column that just can't work without input from PW's h.f. operators and listeners!

The month of April brought better conditions on h.f. it seems. A number of our reporters have indicated that 21MHz has been improving steadily over the recent few weeks. However, it appears that the band has been quite 'flat' at certain times, yet a quick 'CQ 15' has brought back a DX contact or two.

Just goes to show that if we're all listening and not calling, then the band will remain 'flat' won't it? This is certainly true of the higher frequency bands.

I think that after the long sunspot minimum, we amateurs tend to listen briefly on the 21, 24, and 28MHz bands. Finding no activity, and assume that the band is 'closed' and refrain from calling CQ.

But it's worthwhile putting out a call for a few minutes just in case there is sufficient propagation to allow two-way contacts to be held. As we begin to approach the upturn in sunspot activity perhaps trying this approach may reap dividends.

Talking of solar activity, there was a massive solar flare at the beginning of April which adversely affected short wave (h.f.) communications. It was even reported on the BBC Evening News, and more than a few of our reporters mentioned it in their logs this month.

Solar flares tend to cause h.f. signals to fade out, often completely, sometimes for just a matter of minutes, more often for hours or even days. Thankfully they don't take place too often, otherwise we'd have nothing to report!

News Snippets

Some news 'snippets' now from the RSGB's weekly *DX Newsheet*, starting with news that Mark ON4WW is active from Rwanda again as 9X4WW, QSL to ON5NT, while Charlie K4VUD is hoping to be operational from Bhutan (A5) in July. If you worked 9M6TCR or 9M6TPR (Spratly Islands) in March, send your QSLs via KQ1F.

From Iraq, Sany HA7VK will be active here as Y19VK from the 12th of May to the 12th of July, using c.w. and s.s.b. on all h.f. bands, QSL via HA0HW. On 'Top Band' Tony ZL2AGY in New Zealand is active on 1.829MHz c.w. between 1830 and 1900UTC (his

sunset) looking specifically for European stations.

Balearic Islands

I've recently received a letter from **Douglas Byrne G3KPO** who is the Honorary Curator of the National Wireless Museum GB3WM. Douglas recently took a holiday in the Balearic Islands, sunny Majorca to be precise, and spent some time in the shacks of **Pablo EA6BM** and **Mateo EA6BG**.

Both Pablo and Mateo speak excellent English, says Douglas, and particularly enjoy working stations in the British Isles. He also says that judging by the antenna arrays they use, is there any wonder that they put out such good signals? Quite right Doug...they've obviously got excellent stations, as you can see from **Figs. 1** and **2**.

Listening Watch

Steve Locke GW0SGL reports that he has been called a number of times by stations who had **specifically listened** for him on 14MHz after reading the *PW*/Listening Watch section. The most recent was a Canadian station, who, it turned out was a Welsh exile!

The Canadian amateur it turned out, had lived in the same street as Steve up until the late 1960s! He asked Steve to pass on his regards to a few of the older generation who still live in the village! (Makes you wonder what'll turn up next, I suppose!).

Your Reports

Into your reports now, starting with 1.8 and 3.5MHz First in the 'pile-up' of 11 reporters this month comes **Ted Trowell G2HKU** on the Isle of Sheppey in Kent. Ted worked HB9JAI (Switzerland), PA3BDQ (Netherlands), OY3JE (Faroe Islands), GJ/DK1RP/P (Jersey), and SM5AKF (Sweden) on 1.8MHz c.w. at around 2100UTC.

Here at GW0LBI I put up a new larger antenna this month and on 1.8MHz hooked up with VE1ZZ (Canada), OK1AWZ (Czech Republic), OZ7MA (Denmark), UA4UDF (Russia), and UA2FT (Kaliningrad), and our very own Ted G2HKU at around 2300UTC with 5W of c.w. A switch to 10W s.s.b.



Fig. 1: Pablo EA6BM in his well-equipped shack. A fluent English speaker...he's always on the look-out for stations in the British Isles.

resulted in contacts with 9A1A (Croatia) LY7A (Lithuania), and LA8AJA (Norway) at around 2330UTC.

'Armed' with a new rig is **John Whitton 2E0APL** in Wirral, Merseyside. John's Sommerkamp FT-7B has been modified to run 3W r.f. output. His log this time around includes 3.5MHz c.w. contacts with GM4XDN, F5UMP (France) at 1851, PA3ALX (Netherlands) at 1840, **PW's** 'resident' cartoonist **John Worthington GW3COI** at 1628, and G5WWW at 1331UTC.

Also busy on 3.5MHz has been Steve Locke GW0SGL of Mountain Ash in Mid-Glamorgan. Steve's log shows 100W c.w. contacts with 7X4AN in Algiers, VY2CC (Prince Edward Island), and OY1G (Faroe Islands), while 100W s.s.b. accounted for K5MM (Arizona USA), and 7X5JF (Algeria). Steve's antenna for 3.5MHz is a full sized G5RV dipole up at about 30 metres.

The 'key' has been taking a bashing again at the shack of **Carl Mason GW0VSW** in Skewen, West Glamorgan. Carl's 3.5MHz log shows c.w. contacts with W8WWW (USA) at 0216, and EU1AN (Belarus) at 2316UTC. Also logged were TF3DX (Iceland) at 0649, GW0LBI in the GW QRP Club contest at 1520, and GJ/DK1RP/P (Jersey) at 0531UTC.

The 7MHz Band

Yet again, '40' has provided some nice DX contacts for **Sean Gilbert G4UCJ** of Milton Keynes, who says although his static level on the 7MHz band has increased of late, he still manages to work some 'rare stuff'.

Sean hooked up with XE3RT (Mexico) at 0203, 3B8CF (Mauritius

Island) at 0214, PJ9JT (Netherlands Antilles) at 0224, VP5/KB4IRS (Turks & Caicos Island) at 0242. Also worked were J79MV (Dominica) at 0258, VP2EUC (Anguilla) at 0729, C56/DK3FW (Gambia) at 0749, and CO3ZD (Cuba) at 2335UTC, all on c.w. at around 50W.

The s.w.l. log from **Charlie Blake M0AIJ** (also in Milton Keynes) shows that he has been 'up with the larks' again! Between the hours of 0600 and 0800UTC, Charlie reports reception of ZL1ACE (New Zealand) working 10WV in Italy, V44NEF (St. Kitts & Nevis Islands) in contact with CT1CBI in Portugal.

Also appearing in M0AIJ's reception log were OA4CPI (Peru) working DL7VR0 in Germany, CO2DC (Cuba) working HB9KNA in Switzerland, and VI3GP at the Melbourne Grand Prix working LZ5DB in Bulgaria (this one at 2031UTC).

Meanwhile, Charlie's transmitting exploits on 7MHz provided him with s.s.b. contacts with 7X0AD (Algeria) QSL via EA4URA, Marconi Special station EI5SPD (Eire), TP9CE (at the Council of Europe) and 9A50D (Croatia). The latter was a special call celebrating 50 years of amateur radio in Dubrovnik.

The 10MHz Band

The narrow but effective 10MHz band provided **John Constance G0VGD/2E0ANZ** (Aylesford in Kent) with contacts with Europe and Africa. These came in the shape of SM3VDX (Sweden) at 1826, S51EC (Slovenia) at 1935, OK1UDM (Czech Republic) at 1010, EA8BPY (Canary Islands) at 1559, and C56/DK3FW (Gambia) at 0252UTC.

Ted G2HKU offers one contact on the 10MHz band, with TF/DL8WAM (Iceland) at 1700.

Carl GW0VSW on the other hand hooked up with OY2H (Faroe Islands) at 1141, EK7DX (Armenia) at 1618 QSL via Box 54, 375010, Yerevan, Armenia, and C56/DK3FW (Gambia) at 2150UTC.

The 14MHz Band

I'm starting off the 14MHz band reports with a 'welcome back' greeting to **Don McLean G3NOF** of Yeovil, who is now back on the air after a long illness. Glad to hear you're much better Don!

Don's monthly h.f. propagation report says this time around that "I've found conditions on the bands rather poor, apart from 14MHz. This has been the best DX band with the best conditions on the short path from 1600 to Australia and Asia up to around 1900UTC. I've heard nothing on 28MHz, although others have noticed openings there, and on 21MHz there have been some US stations heard, plus some Africans. Meanwhile, 18MHz was open to the Middle East. Around noon there were a few openings to Australia and Japan, with north Americans from noon to around 1700UTC".

The G3NOF log shows his s.s.b. contacts on 14MHz with BV5BG (Taiwan) at 1627, DU1SSR (Philippines) at 1545, HS0/G4UAV (Thailand) at 1839, N7QXQ/HR6 (Honduras) at 2035UTC (QSL via W7TSQ). Also reported were J77FT (Dominica) at 2158 (QSL via DL7FT), SU0ERA (Egypt) at 1348, XU2FB (Cambodia) at 1847 QSL via N4JR, ZS1ESC (South Africa) at 1917, 4S7SW (Sri Lanka) at 1743, 5X4F (Uganda) at 1919 QSL via K3SW, 9G1PD (Ghana) at 1819 QSL via Box 771 Takoradi, Ghana, and 9X/RW3AH (Rwanda) at 1949UTC.

with 5W or less from an Index Laboratories 'QRP Plus' rig and a W3EDP antenna.

Meanwhile, **John Heys G3BDQ** (he of the wire antennas fame!) mentioned the solar flare on the April 1st which almost 'took out' even local stations with him! Nevertheless, John says the bands recovered after a few days, and his log shows 14MHz contacts with ZL2BB (New Zealand), RA1AD (Arctic Russia), BV7GA (Taiwan) and KB4COO/MM (on board Cunard's RMS *Queen Elizabeth II*) all on s.s.b. while his c.w. accounted for contacts with C6A/DL6MHW (Bahamas), AP2HA (Pakistan) JA8HIO (Japan), and 9M8FC (Malaysia).

John mentions 'Super DXer' Don McLean G3NOF in his letter, and says he first met him in 1947. He wishes Don well in his recovery as do we all of course.

Sean G4UCJ spent most of his operating time on 14MHz by the look of his logs this month around. With 50W output on c.w. and G5RV and 'Mini Beam' antennas, he worked K9AW/KH2 (Guam) at 1322, UA0FZ (Sakhalin Island - the one just above Japan, that is!) at 1136, AP2HA (Pakistan) at 1455, 9M6TPR (Spratly Island) at 1522UTC.

Also logged were 3W5RS (Vietnam) at 1535, JA8BGR (Japan) at 0744, and ZL2VS (New Zealand) at 0830. Next came 7Z500 (Saudi Arabia) at 1340, TR8BAR (Gabon) at 0624, CX3AL (Uruguay) at 2134, and 9X/RW3AH (Rwanda) at 1958UTC.

The 18MHz Band

Up to 'seventeen' now, and by all accounts the 18MHz band has provided some reliable DX traffic over the past month.

New reporter **Chris Knowles M0ABO** of Bolton in Lancashire has been busy on both the 18 and 21MHz

Ted G2HKU has also been spending some time on 18MHz as his log shows. All c.w. is our Ted's approach, and he hooked up with VQ9VK (Chagos Island) at 1100, 5X1P (Uganda) at 1400, VP2EUC (Anguilla), VY2SS (Prince Edward Island) and XT2AW (Burkina Faso) at 1500UTC. However, in a certainly rare moment for Ted, he actually picked up the microphone and worked G0SVR/MM who was on board the Cunard line's RMS *Queen Elizabeth II* in the Suez Canal.

With a new rotator on his TH7 beam antenna (which he says certainly helps!) Steve GW0SGL has been lapping up the DX on the higher bands. His 18MHz log includes s.s.b. contacts at 100W with 5Z4BZ (Kenya), CN8NM (Morocco), 7X0AD (Algeria), 9K2NG (Kuwait), TA3BP (Turkey), VQ9VK (Chagos Islands), and A41LZ (Oman) QSL via Box 2837, Ruwi, Oman.

For his 18MHz report Don G3NOF, now back on the microphone offers s.s.b. contacts with A61AJ (United Arab Emirates) QSL via Box 15003, Dubai, at 1019, EM1HO (Antarctica) at 1635UTC (QSL via I2PJA). Also logged were, FG5HR (Guadeloupe) at 1251, SU3AM (Egypt) at 1120 QSL via DL1FCM, VP2END (Anguilla) at 1700, and 5X1T (Uganda) at 1843UTC.

The 21MHz band

In many ways it's been reassuring to hear that the 21MHz band has been open for some decent DX lately. As usual, our reporters are 'quick on the ball' and never let an opportunity pass by if they can help it!

Chris M0ABO reckons 21MHz has got to be one of his favourites since he became an 'A' licensee. He reports 100W s.s.b. contacts on the band with FM50M (Martinique) at 1632, and LU3FPA (Argentina) at 1635UTC.

Also logged were A41LD (Oman) at 1335, 4X4ZM (Israel) at 1340, ZS6J (South Africa) at 1400UTC. He also contacted ZD7HI (St. Helena Island) at 1512, as well as HF0POL (King George Island - South Shetlands) at 1550 (QSL via SP3FYM), and finally D2EV (Angola) at 1635UTC.

Last but not least for this month comes John G0VGD/2E0ANZ whose 21MHz log includes s.s.b. contacts with 7X0AD (Algeria) at 1610, 6W1HM (Senegal) at 1407, SV1DET (Greece) at 1229, and VE3WIB (Canada) at 2121UTC.

It certainly looks as if the higher bands are at last improving to a reasonable degree. Judging by the reports for the higher frequencies this month, it seems that the openings, particularly on 18 and 21MHz, have provided amateurs with some decent DX. Hopefully by the time you read this (I'm writing this in April, by the way) they may be open more or less every day. Well, I suggest we keep our fingers crossed!

Signing-Off

Well that's it for this month's folks and it's signing-off time! Thanks to all

PW Listening & Operating Watch List (All times UTC)

Charlie Blake M0AIJ listens: 0500-0700 on 7.061MHz s.s.b. with an NRD 525 receiver and sloping wire antenna.

Steve Locke GW0SGL operates: 1100-1500 most days around 14.180MHz s.s.b. using a Kenwood TS-940 and TH7 beam antenna, normally beaming to other countries.

Don McLean G3NOF operates: 1030 Saturdays on 3.685MHz on the ISWL Net or 1030 Sundays on the Yeovil ARC Net 3.665MHz s.s.b. using a Kenwood TS-950 and trapped dipole antenna.

Steve Locke GW0SGL operates: Most afternoons around 14.200MHz s.s.b. using a Yaesu FT-1000 and TH7 beam antenna.

Leighton Smart GW0LBI operates: Most Sundays (and some weekday evenings) at around 1000-1300 on 1.933 or 1.949MHz s.s.b. using KW 2000A/FT-747 transceivers and a long wire Marconi antenna.

Rob Mannion G3XFD listens and operates: (weekdays & weekends) 1800-1830 3.7MHz 100W s.s.b., and 3.530MHz QRP c.w. using an Alinco DX-70 transceiver and trapped dipole and long wire antennas. Also at 2300 on either 3.530, 7.025MHz (c.w.) or 3.7MHz s.s.b.

Sean Gilbert G4UCJ operates: around 1030 to 0200 (on and off) most weekdays and weekends on 7 and 14MHz using an FT-307 transceiver at 70W maximum and a G5RV antenna.

Terry Ibbitson G0VTI operates: each evening between 1900-2000 on or around 7.020MHz c.w., or 14.035MHz c.w. using a Ten Tec Scout at 50W.

reporters for their resolute support for the column. **ALL reports are welcome**, it doesn't matter if your antenna is (like mine!) a bit of wire hanging out of the window!

Let other readers know what **YOU** are getting out of h.f.! What you the reporters write, gives encouragement to others, particularly newly licensed radio amateurs who appreciate as much information as possible. So thanks again.

As usual, reports and information (and photos!) by the 15th of each month to: **Leighton Smart GW0LBI, 33 Nant Gwyn, Trelewis, Mid-Glamorgan CF46 6DB, Wales. Tel: (01443) 710749 (9am - 6pm).**



Fig. 2: Mateo EA6BG is another fluent English speaker often on the look-out for stations from the British Isles. And as both EA6BM and EA6BG have extremely impressive h.f. antennas you may well hear them! (Photos courtesy of G3KPO)

It's exam time for arch 'QRPer' **Eric Masters G0KRT** in Worcester Park, Surrey, so his radio time is quite curtailed. (Good luck with the exams Eric!). He offers c.w. contacts with LZ1SM (Bulgaria) at 1521, IT9TPJ (Italy) at 1504, and RX3DQD (Russia) at 1919UTC. All QSOs were achieved

bands of late. His first log shows contacts using 100W of s.s.b. into a home made multi-band antenna. His 18MHz list includes HK3AO (Columbia) at 1320, KN4UG/VP5 (Turks & Caicos Islands) at 1354, XE3VD (Mexico) at 1444, and 9K2HN (Kuwait) at 1600UTC.

BITS & BYTES

This month Mike Richards G4WNC looks at a text editing program, a useful reference program and has a preview of a spectrum analyser.

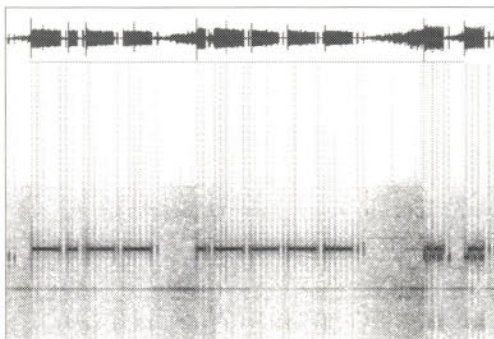


Fig. 1: A sample of c.w. signal analysis received using the Spectrograph program.

One of the essentials for any computer system is a decent text editor. I don't mean a word processor although these are undoubtedly very handy.

What I mean is a highly flexible text editor that can be used to edit all manner of text files. If you're in to the Internet and have your own home page, a good example is .htm(l) editing.

Whereas a good HTML editor like *Hot Dog* is great for the original page creation, it tends to be very slow if you just want to make a few changes to your page. Typically you might just want to update the address in a couple of links or maybe just add an extra item. By far the quickest way to do this is to use a text editor.

Even better is a text editor that includes support for .htm(l) commands. This is where *TextPad* comes into its own as it identifies these files from their extension.

TextPad then opens the selected file in the appropriate editing mode. This really is a quick way to update a Web page.

That's by no means the end of it as *TextPad* can handle a huge range of files including hex files for those that want to get into some serious file hacking. You can also use *TextPad* to simultaneously edit multiple files with up to two views per file.

You can also use *TextPad* as a straight word processor as it includes an excellent range of formatting tools. It even has a spelling checker that can handle ten languages along with an armoury of macros and hot keys.

So, as you can see that *TextPad* looks to be a very powerful utility that's virtually a must-have - what's more it's British. For more information contact **Helios Software Solutions** either at their Web site at: <http://www.textpad.com/> or by 'phone on (01772) 324353.

HamCalc

If you've ever wanted to try

designing a new antenna or maybe to build a simple audio filter you'll know that you need some form of reference to look up the appropriate formulas. An even better answer is to go for a computer program that does all the hard work for you.

If you look through any shareware catalogue you will find that all manner of programs are readily available. The problem is having the particular program to hand when you need it.

If you're like me you won't have the patience to write away to get a suitable program. Well the answer to the problem could well be found in **George Murphy VE3ERP's** suite of amateur programs that can be found under the overall title of *HamCalc*.

For simplicity, all the programs are written in GWBasic and the package even comes with its own version of GWBasic, so there's no excuse for not being able to run it. The other big advantage from using such a simple language is its ability to run comfortably on just about any PC, including many emulation systems.

The use of Basic also means that it's quite easy to customise the programs if they don't quite provide what you need. Now what's really different about this suite of amateur radio programs is the sheer range of topics that are covered.

There are a grand total of 164 main programs and some of them have sub-programs so the full count is even greater! This is a truly huge collection that should cover just about every amateur's requirements.

Here's a few examples picked at random to give you a flavour of the range: Bobtail curtain antenna design, discone antennas, waveguides, MUFs, satellite orbit calculator, latitude and longitude calculator, miniature coils wound on screws, Smith chart and loads more. Clearly a very useful collection.

The version I had was v.27 dated 25 March '97 and the latest additions were: antenna frequency scaling, grid square locator, J calculator, meteor shower predictor and moon

tracker. You should find that *HamCalc* is available from most shareware suppliers with a good stock of radio related software. Alternatively, you can find it on the Internet as **hcal-27.zip** (713,820 bytes long).

Spectrogram Preview

This is just a taster as I don't have room this month to do the *Spectrogram* program justice. I've recently spent a few hours trawling the Internet to try to find a few audio analysis tools that may prove useful in amateur radio. I was inspired to do this following the remarkable interest in the *sbfft* program I featured a few months ago.

I will provide full details next month, but I just had to let you know about a freeware program called *Spectrogram* by **Philip VanBaren**. This is commonly distributed with the file names **gram.zip** or **gram23.zip** for the Windows 3.1 version and **Gram32.zip** for the Windows '95 edition.

Philip's excellent program lets you record audio signals using a standard PC sound card and then perform complex analysis so that the frequency spectrum can be displayed graphically. The later, Windows '95 version, even supports real-time monitoring of incoming signals - this makes a great tuning indicator for RTTY, Packet, AMTOR, etc.

The program comes with all manner of options to customise the sampling and analysis process. Although it will work with just about any PC that can successfully run Windows 3.1 or '95, a fast PC is required to make best use of the real-time analysis.

In addition to making an excellent tuning indicator, *Spectrogram* can be immensely powerful for analysing all types of signals. If you have a receiver that can be set to a wide receive bandwidth you can use *Spectrogram* to monitor the audio bandwidth usage. Another option is to use the analysis tools to better

understand an interfering signal.

As I said, there's far too much to fit in here. So, just to whet your appetite, I've included a screen-shot (Fig. 1) of a Morse signal.

For those that can't wait, you can find the programs at the following locations on the Internet: <http://www.winsite.com/info/pc/win95/sounds/gram32.zip> for the Windows '95 and <http://www.winsite.com/info/pc/win3/sounds/gram> for Windows 3.1.

Special Offers

If you'd like a copy of *Hamcomm/JVFX*, etc. I've arranged a very special offer with the **Public Domain and Shareware Library (PDSL)**. They have put together a library set of all five disks for just **£12**, all inclusive.

Using PDSL also makes ordering simpler as they accept all the usual credit cards so you can order by 'phone - you don't even have to write a letter. Please direct all orders and enquiries about this disk set to **PDSL, Winscombe House, Beacon Road, Crowborough, Sussex TN6 1UL. Tel: (01892) 663298** and request library volume: **H008739abcde**.

The software is only available as a set of five disks as follows: **IBM PC Software** (1.44Mb disks): **Disk A** - JVFX 7.1, **HAMCOMM** 3.1 and **WXFAX** 3.2; **Disk B** - DSP Starter plus Texas device selection software; **Disk C** - NuMorse 1.3; **Disk D** - UltraPak 4.0 and **Disk E** - Mscan 1.3 and 2.0.

Cheerio for now please keep your news and views coming to me **Mike Richards G4WNC** at **PO Box 1863, Ringwood, Hants BH24 2ZD** or via E-mail to mike.richards@di.al.pipex.com You can also visit my Web site at <http://dialspace.dial.pipex.com/mike.richards/>

END

Sussex Amateur Radio and Computer Fair

Sunday 13th July, 1997 10:30am to 4:00pm
BRIGHTON RACE COURSE

TRADE STANDS FOR:

- New and used amateur and CB radio equipment
- Computers and component sales ● Bring and Buy stall
- Picnic area ● Refreshments ● Free car parking

Admission £2.00

For details telephone: 01323 485104

HATELY ANTENNA TECHNOLOGY
1 Kenfield Place, Aberdeen AB15 7UW
TEL OR FAX **01224 316004** GM3HAT

CROSSED FIELD ANTENNAS IMPROVED

Thanks to a policy of continuous research, a minor modification has resulted in a major improvement to the action of all our amateur band crossed field antennas.

The **ELECTRO-MAGNETIC DELAY-LINE RADIATORS** now have much smoother loading and receiving characteristics on all nine HF bands for the same price.

EMDR1 for bungalows **£218** inc. **EMDR2** for taller homes **£230** inc.

The **CROSSED FIELD LOOP** is now less bulky, and loads more easily on its nine amateur HF bands and is reduced in price by thirty pound.

CFL1 only one coaxial loop of 66cm diameter **£250** inc.

Telephone or fax for leaflet. Any day 08.30 until 21.30. Or write.

AERIAL ROTOR FOR ONLY £49.95!



AR300XL Aerial Rotor, Control Unit and Optional Alignment Bearing

Rotor unit type AR300XL and control consol. Continuous indication of beam heading. Clamps to 2in (52mm) max. mast and takes 1 1/2in (38mm) max. stub. mast. 'Offset' type mounting. Vertical load carrying 45kg. Special offer **£49.95** plus £4.95 p&p.

AR1201 Alignment (support) bearing. Allows greater/higher head loads. Fitted above rotor. **£18.95.**

CURRENT CATALOGUE

Send £1 for our latest glossy 34 page catalogue which you will receive back by return of post.



RR-50 Manually tuned satellite receiver, ideal ATV 1.3GHz use and DXing. I.F. coverage 950-1750MHz, video bandwidth 12-26MHz adjustable **£199.00**. Deluxe model with Threshold Assistance board fitted (threshold 3.5dB) **£329.00**

AERIAL TECHNIQUES

**11 Kent Road, Parkstone,
Poole, Dorset BH12 2EH**
Tel: **01202 738232**
Fax: **01202 716951**

Dear Sir,
I think this advertisement
breaks some rules

Advertisements are expected to conform to rules and standards laid down by the Advertising Standards Authority. Most do. The few that don't we'd like you to write in about.

And if you'd like a copy of these rules for press, poster and cinema advertisements, please send for our booklet. It's free.

The Advertising Standards Authority.

We're here to put it right. ✓

ASA Ltd., 2 Torrington Place, London WC1E 7HW

SM M Specialist Media & Marketing

Our service includes:-

- ★ Advertisement design
- ★ Specialist marketing and advertising
- ★ Corporate hospitality
- ★ Exhibitions and conferences
- ★ Letterheads and business cards

**WE ALLOW YOU TO CONCENTRATE ON YOUR BUSINESS WHILST WE HELP
YOU INCREASE YOUR SHARE OF THE MARKET!**

SM&M has been specially created to help you take your business into the next millennium.

**Arrowsmith Court
Station Approach
Broadstone
Dorset BH18 8PW**
Tel: (01202) 659920
Fax: (01202) 659950

BROADCAST

ROUND-UP

This month Peter Shore has news of cuts planned for two European broadcasters and details of the sale of a short wave service.



Is there still a role for international radio broadcasting? The answer varies between perhaps yes, and no, depending on who is answering the question. The saga of **Radio Australia's** future rumbles on with protests from many quarters at the savage two-thirds cut to the stations annual budget of Aus\$23 million.

The result of this cutback is likely to be the ending of services in five Asian languages: Mandarin and Cantonese to China, plus Indonesian, Khmer and Vietnamese.

English will remain on the air, however, with broadcasts via short wave, albeit at a reduced level, plus satellite transmission, including, it is thought, relays to Europe and North America via World Radio Networks English-language satellite service.

Derek White, Radio Australia's General Manager, commented that he was "very, very disappointed. It is at least pleasing that we will apparently retain our English service that we will continue our short wave coverage of the Pacific, and that we will retain our Tok Pisin service to Papua New Guinea. However it would be extremely disappointing if we have to end our services to Asia in the languages which deliver the greatest audience and which play an enormous role in building an image of Australia in the region".

A former Radio Australia head, **Peter Barnett**, who ran the station during the 1980s said that the budget cuts were "nothing short of a national disaster". Well over 2,000 submissions have been received by the Australian government committee established to investigate the need for international broadcasting from Australia, and all but a handful gave full support to maintaining the service. The Committee was due to report its findings on 5 May.

Planned Cuts

Cuts are planned in the output of two European broadcasters in the coming months. **Radio Vlaanderen International**, part of BRTN, the

Flemish-language public broadcaster in Belgium which is currently undergoing a major restructuring, will lose its German, Spanish and Arabic language programmes when the winter schedules come into effect at the end of October.

If you are in Europe, you can listen to *Brussels Calling*, the daily English programme from Belgium at: 0630 on 6.035, 9.925 and 9.94MHz short wave plus 1512kHz medium wave 0900 on 6.035 and 7.19MHz, 1800 on 5.91MHz and 2030 via World Radio Network on the Astra satellite 2100 on 5.91MHz short wave plus 1512kHz medium wave.

Ceasing Broadcasts

Deutsche Welle (DW) will cease Danish, Norwegian, Dutch, French and Italian language broadcasts at the beginning of 1998. These services are the last remnants of Deutschlandfunk, the German pan-European broadcaster which was absorbed into DW after the fall of the Berlin Wall.

English to Europe continues on medium wave at 2000UTC on 5.96 and 7.285MHz short wave, plus the Astra satellite. The five language services affected have about 50 staff, and some will be redeployed in other areas of DW, while others will take early retirement. Some 1,400 people are employed by DW radio and television in Cologne and Berlin.

Up For Sale

There is a further closure likely during the next twelve months. **Monitor Radio International**, the international short wave service of the *Christian Science Monitor* (CSM) newspaper, is up for sale. The CSM has decided to concentrate on newspaper publishing and so wants to dispose of the global radio service that went on the air ten years ago from Boston.

Monitor Radio's first short wave transmitting station at Scotts Corner, Maine, was sold a couple of years

ago, and services were beamed from its remaining North American short wave site at Cypress Creek, South Carolina, and from Saipan in the Pacific. These high-power and well-engineered facilities are likely to be sold or leased to other broadcasters.

Survived Threats

Radio Canada International (RCI), which has survived threats of closure each Christmas for the past couple of years is in the news again. The service's head, **Terry Hargreaves**, who has steered RCI through difficult times and fought for continued funding, was moved suddenly to CBC domestic radio at the end of April.

Terry Hargreaves' deputy, **Alan Familliant**, took early retirement almost simultaneously. No one knows why this happened, but cynics might venture the opinion that Hargreaves and Familliant spoke out too loudly and too regularly against CBC and the government for some people's liking.

Tune to RCI in English at: 1330-1400 on 11.935, 15.325 and 17.82 (not Sunday); 2000-2100 on 5.995, 7.235, 11.69, 13.65, 13.67, 15.15, 15.325, 17.82 and 17.87MHz, 2100-2130 with CBC domestic radio, including on Saturday the amazing *Royal Canadian Air Force*, on 5.995, 7.235, 11.69, 13.65, 13.67, 15.15, 15.325 and 17.82MHz.

The RCI station is also available via World Radio Network in Europe at 0930 weekdays.

Back On Air

Regular readers may remember that in April's edition, I mentioned the **Voice of Malta (VoM)** which is now back on the air. A correspondent in Malta has been digging around since my column reached him, and he tells me that the Japanese service which VoM said it planned to start is to promote Malta as a tourist destination in Japan.

I wonder how successful the

idea will be, given that short wave listening in Japan has declined radically despite the availability of top-flight receivers from manufacturers like Sony.

Summer Schedule

The summer schedule for the **Voice of Russia (VoR)** has arrived on my desk. English to Europe is carried mainly in the evening, with a medium wave service during some early morning hours.

The service appears to originate from a 150kW transmitter at Petrozavodsk, and I wonder how well it can be received, let me know if you can hear the signal: 0200-0300; 0600-0900; 1000-1100 on 612kHz medium wave; 1500-1600 on 9.73MHz short wave plus 612, 1089 and 1494kHz medium wave; 1600-1700 on 7.29, 7.35, 9.73, 9.765, 9.775, 9.88, 11.675, 15.40 and 15.43MHz plus 612, 999 and 1467kHz medium wave; 1700-1800 on 9.765, 9.775, 9.88, 15.40MHz plus 1143 and 1467kHz; 1800-2000 on 7.29, 7.35, 9.765, 9.775, 9.88, 11.675 and 15.40 plus 1143 (to 1900) and 1467kHz; 2000-2100 on 7.35, 7.37, 7.44, 9.62, 9.665, 9.775, 9.88 and 11.675MHz plus 1467kHz 2100-2200 on 7.25, 7.35, 7.37, 7.44, 9.62, 9.665, 9.71, 9.74, 9.765, 9.775, 9.88 and 11.84MHz plus 612 and 1467kHz medium wave.

That is all I have this time around. Look out next month when I will be test driving a portable receiver that might suit holiday makers who want to keep in touch without being burdened by lots of heavy listening gear! Until then, enjoy tuning the short wave broadcast bands, and keep me in touch with your interesting finds.

END

PACKET PANORAMA

Roger Cooke G3LDI has news of a special presentation in honour of commemorating the site of the original Marconi transmitting station.

When I was in Australia a couple of years ago, I paid a visit to **Jo Harris VK2KAA**. Jo lives in Wahoonga and is on the committee of the **Australian Amateur Packet Radio Association (AAPRA)**. We swap the occasional message via my Satgate and Jo also sends me the AAPRA bulletin, from which I have quoted in the past.

Jo is very active on Packet and can be contacted at **VK2OP**. She is very methodical and must love documentation. Those books you can see on her shelf in **Fig. 1** are a complete VK callbook!

The VK callbook is a callbook that has photographs, full personal details and a potted history of each individual. It did occur to me that possibly this information might be more condensed on a computer! Jo is shown in **Fig. 1** with **David Ramsay**, the President of AAPRA.

Special Trip

Jo is coming to the UK this year, and is making the trip for a special reason. Jo is also the President of the **Wahoonga Amateur Historical Radio Association**, with the call **VK2WAH**, and a historian of the **Wireless Institute of Australia**.

She is in communication with **Dewi Roberts GW0ABL**, shown in **Fig. 2**. Dewi is the Chairman and Publicity Officer of the **Dragon Amateur Radio Club** in Gwynedd, close to the site of the original Marconi transmitting station, at Ceunant, between Llanrug and Waunfawr, nr Caernarfon.

Jo was concerned that although the buildings still remained at Waunfawr, this historical event was not commemorated in any way at the old transmitting station. So she voiced her opinion that any such emblem should come from the Australian side.

Working hard to achieve this ambition, Jo commissioned a copy of the original monument, shown in **Fig. 3**, to be cast in bronze. The figure of Mercury will be standing on a globe of the Earth, just like the original, but the globe will then be mounted on a nine inch square piece of Pacific Maple.

This statuette will be three feet high and weigh 15kg. On one side of

the globe will be 'Waunfawr, Wales', and on the other 'Wahoonga, Australia'. There will be a plaque on the plinth with the inscription:

"From this site on the 22nd Sept., 1918, Guglielmo Marconi transmitted the first direct wireless message to Australia, where it was received by Ernest Fisk at Wahoonga, N.S.W."

In smaller letters will be the words:

"Presented by Jo Harris VK2KAA, on behalf of friends of wireless in N.S.W. Australia. July 1997."

Secure Display

The Dragon Amateur Radio Club will provide a suitable and secure display cabinet so that the replica monument will be permanently shown at the old transmitting station. A copy of the original message that was transmitted from Waunfawr to Wahoonga is shown in **Fig. 4**.

Jo will be travelling to the UK in June and will be staying several weeks, also making the journey up to Norwich for the annual Norfolk AX25 Group Barbecue as an honoured guest at the end of June. Now that is a long way to come just for a burger!

This year will be the tenth anniversary of the Norfolk BBQ, so we are looking forward to a great day. We usually have around 100 people attending and keeping Jo company will be **John Bays VK2SB**, who will also be visiting the UK.

I hope to have photographs of the actual presentation when it takes place in July and hope to feature them in a future 'Packet Panorama'. In the meantime, both Jo and Dewi will be corresponding by Packet up until the time she leaves for the UK.

That's all for this time so happy packeting from me **Roger G3LDI @ GB7LDI**. News can be sent to me can be sent either QTHR, via Internet at mtaylor@uk.mdms.com or by telephoning (01508) 570278.



Fig. 1: Jo Harris VK2KAA (right) with David Ramsay VK2KLX President of AAPRA.



Fig. 3: The original Marconi Monument.




Fig. 2: Dewi Roberts GW0ABL outside the Marconi station.



Fig. 4: A copy of the original message that was transmitted from Waunfawr to Wahoonga (see text).

END

Due to the fast turn around of popular secondhand items, readers should check on availability of advertised stock. In other words...if you spot something you fancy...don't delay or you could miss it!

Traders

YOUR GUIDE TO SECOND-HAND EQUIPMENT

WATERS & STANTON

01702 206835

PLEASE NOTE SECONDHAND ITEMS COME WITH FULL 3 MONTH PARTS & LABOUR GUARANTEE. FOR MORE INFORMATION PHONE ANDY TIETJEN 01702-206835 OR FAX 01702-205843.

HF TRANSCEIVERS
ICOM IC-725 HF base station (very good condition) £549
TRIO TS-940SAT HF base station inc built in ATU £1199
KENWOOD TS-940SAT HF base station inc built in ATU £1199
KENWOOD TS-570 HF base station £1099
YAESU FT-990 HF base station £1195

VHF/UHF TRANSCEIVERS MOBILE / BASE STATION
AKD 6001 6m mobile transceiver £149
ICOM IC-2350 2m/70cms mobile £379
KENWOOD TR-751A 2m 25w multimode £469
KENWOOD TR-751E 2m 25w multimode (awaiting mic, manual) £429
KENWOOD TM-251E x2 2m 50w FM mobile with 70cms RX £299
KENWOOD TM-733 2m/70cms mobile £399
YAESU FT-4700 2m/70cms mobile £299
YAESU FT-2200 2m 50w FM mobile £239
YAESU FT-290RII x2 2m portable multimode £299

VHF/UHF TRANSCEIVERS HANDHELD/PORTABLE
ADI AT-200 2m handheld (dry cell case battery) £89
ADI AT-450 70cms handheld (dry cell case battery) £109
ALINCO DJ-180x2 2m handheld £119
ALINCO DJ-F1E x3 2m handheld £119
ALINCO DJ-S1E 2m handheld £99
ICOM IC-2GXE 2m handheld £139
ICOM IC-W2E 2m/70cms handheld £219
ICOM IC-W31E x2 2m/70cms handheld £249
ICOM IC-2S 2m handheld £109
KENWOOD TH-48E 70cms handheld £269
STANDARD C-411 70cms handheld (awaiting charger) £99
SEALAND Marine band transmitter £149
TRIO TR-2600 2m handheld (awaiting manual, charger) £99
YAESU FT-203R 2m handheld £50
YAESU FT-40R 70cms handheld 229 YAESU FT-41 70cms micro handheld

STATION ACCESSORIES
DAIWA LA2080 2m 80 handheld amplifier £99
DATONG AD-270 Active shortwave antenna (indoor) £45
DEWSBURY x2 Morse tutor £69
GARMIN GPS-90 Global positioning system £279
ICOM AT-160 Auto ATU £159
JPS NIR-12 Top of the range DSP filter £299
MFJ 208 VHF SWR analyzer £59
MFJ 948 HF antenna tuner same as MFJ949 less dummy load £99
MFJ 752 SSB & CW filter unit £79
MFJ 1274 TNC (awaiting leads) £99
MICROSET VUR-30 x1 Dual band linear amplifier 30w output £179
M/MODULES MMS1 Morse tutor £99
M/MODULES Transvert, Choice of (144>28) (28>144) (144>432) £129
NEVADA TC-50DX 50MHz 10/15w amplifier £39
OPTO R10 Auto locking FM receiver 30-2000MHz £199
OPTO XPLORER Handheld frequency finder/DTMF/CTCSS/FM RX £729
OPTO SCOUT Handheld frequency finder £225
TIMEWAVE DSP-59+ Add on DSP unit £199
TOKYO HX-240 x2 2m to 80,40,20,15,10m transverter 50w output £129
VECTRONICS AT100 Indoor active antenna £59
YAESU FL-2025 Add on amplifier for FT-290R II 25w amp £89
YAESU FRV-7700x2 VHF add on for FRG-7700 (140-170MHz) £59
YAESU FRG-7700x2 Add on antenna tuner for FRG-7700 £59
YAESU FP-301 25amp PSU, matches FT-301 £69

LOWE ELECTRONICS

0117-931 5263

HF TRANSCEIVERS
Icom IC 726 HF transceiver with 6m £625.00
Icom IC 728 HF transceiver £550.00
JST135 HF Transceiver £975.00
Kenwood TS530S HF Transceiver £495.00
Kenwood TS820 HF Transceiver £395.00
Yaesu FT747GX HF Transceiver £400.00

DATACOMMS
Kantronics KAM Multimode TNC £185.00

VHF/UHF TRANSCEIVERS
Alinco DJ500E Dual Band Handheld £249.00
Alinco DJ560 Dual Band Handheld £199.00
Alinco DR599 Dual Band Mobile £425.00
Icom IC24ET Dual Band Handheld £269.00
Icom IC505 6m Portable SSB Only £250.00
Icom ICW2E Dual Band Handheld £249.00
Kenwood TH205E 2m Handheld £159.00
Kenwood TH78E Dual Band Handheld £290.00
Kenwood TM732E Dual Band Mobile/detachable front panel £380.00
Kenwood TR2500 2m Handheld £140.00
Yaesu FT290R 2m Multimode £250.00
Yaesu FT470R Dual Band Handheld £259.00
Yaesu FT2200 2m FM Mobile £289.00
Yaesu FT4700RH Dual Band Mobile with detachable front £375.00
Yaesu FT690R2 6m Multimode Portable £399.00

HF RECEIVERS
Icom ICR71E HF Receiver £550.00
Kenwood R1000 HF Receiver £250.00
Kenwood R2000 HF Receiver with VHF conv. £495.00
Lowe HF225 HF Receiver with all accessories £345.00
Lowe HF225 Europa HF Receiver £450.00
Sony ICFSW55 World band Portable £229.00
Yaesu FRG8800 HF Receiver £350.00

SCANNERS
AOR AR1000 Handheld £169.00
AOR AR2001 Base Scanner without PSU £159.00
AOR AR2700 Handheld Scanner £160.00
AOR AR2800 Base Scanner with SSB £195.00
Icom ICR7000 Base Scanner £650.00
Icom ICR1 Handheld Scanner £199.00
Yupiteru MVT7000 Handheld Scanner £200.00
Yupiteru MVT7100 Handheld Scanner £225.00

Items are held at various branches, please contact our Matlock branch for further details on 01629 580 800

SOUTH EAST COMMUNICATIONS

00353 51 871278

HF TRANSCEIVERS
ICOM 725 AM/FM OPTION £499
YAESU FT900AT AS NEW £799
KENWOOD TS590S AUTO ATU £1099
YAESU FT990AC BOXED £1250
KENWOOD TS940S IN MINT CONDITION £1099
YAESU FT840 £499

VHF/UHF TRANSCEIVERS
ALINCO DR590E 2M/70CM MOBILE £250
ALINCO DJ180 2M HANDI £119
ALINCO DJ180 WITH KEYPAD £129
KENWOODTH79E 2M/70CM WIDE RX £299
ICOM ICP2ET 2M HANDI WITH SPARE BATT £149
YAESU FT50R 2M/70CM HANDI £249
YAESU FT8500 2M/70CM MOBILE £399
ALINCO DR610E 2M/70CM MOBILE £399
ICOM IC260E 2M MULTI MODE 10 WATTS £269
ICOM IC820H 2M/70CM BASE STATION £1099

SHORTWAVE RECEIVERS
KENWOOD R5000 WITH VHF CONVERTER FITTED £795
JRC NRDS25 MINT £699
LOWE HF225 £349
YAESU FRG100 MINT £399
SONY 2001D PORTABLE £199
SONY SW7600G £139
REALISTIC DX 394 £199

SCANNERS BASE/MOBILE
REALISTIC PRO2006 25 TO 1300MHZ £199
YUPITERU MVT8000 2 TO 1300MHZ £249
ICOM ICR7000 25 TO 2000MHZ £699
ICOM ICR7100 25 TO 2000MHZ £949
BEARCAT 9000XLT 25 TO 1300MHZ £249
BEARCAT 860XLT 66 TO 956MHZ £109

SCANNERS HANDHELD
YUPITERU MVT7100 0 TO 1650MHZ £229
YUPITERU MVT7000 8 TO 1300MHZ £189
BEARCAT 3000XLT 25 TO 1300MHZ £179
BEARCAT 220XLT 66 TO 956MHZ £129
AOR8000 0 TO 1900MHZ £290
BEARCAT 100XLT 29 TO 512MHZ £99

STATION ACCESSORIES
DAIWA PS304 25AMP POWER SUPPLY £109
WATSON PS1220 20AMP POWER SUPPLY £65
VECTRONICS 300WATT TUNER WITH DUMMY LOAD £99
MFJ 949E 300WATT TUNER WITH DUMMY LOAD £109
KENWOOD MC8S DESK MIC WITH 2 LEADS £89
ICOM PS55 20AMP POWER SUPPLY £149
YAESU FRV7700 VHF CONVERTER £65
DAIWA LA2080 2M 80WATT AMP £69
MIRAGE 160WATT 2M AMP 10WATT INPUT £229
OPTO 3300 FREQUENCY FINDER £99

NEVADA

01705 662145

AOR SDU 5000 DIS UNIT £495.00
ALINCO DJ-180 £150.00
ALINCO DJ-191e £139.00
ALINCO DJX-1 £225.00
AOR AR900 £140.00
AOR AR8000 £239.00
CAPCO 3000 ATU £275.00
DAIWA PS304 II £99.00
DRAKE SW8 £425.00
DRAKE R8E £795.00
FDK MULTI 700EX £145.00
ICOM IC-255e £199.00
ICOM IC-725 £595.00
ICOM IC-W2E £250.00
ICOM IC-728 £695.00
ICOM R-72 £675.00
ICOM T-7E £245.00
JST 100 COMPLETE £525.00
KENWOOD TH-45E £145.00
KENWOOD TH-79E £299.00
KENWOOD TH-215E £145.00
KENWOOD TM-221 £199.00
KENWOOD TM-241E £225.00
KENWOOD TM-251E £289.00
KENWOOD TM-451E £299.00
KENWOOD R-2000 £395.00
KENWOOD R-Z1 £245.00
KENWOOD TS-940S £899.00
KENWOOD TS-850 SAT £1299.00
KENWOOD 440S £699.00
LOWE AP 150 £155.00
LOWE HF 150 £269.00
MFJ 989C £289.00
N.A.G. 144 XL AMP £345.00
REALISTIC 2036 £179.00
REALISTIC PRO-50 £69.00
SANGEAN ATS-803A £85.00
SATCOM P40 (PAIR) £149.00
SENTEC 20M HANDIE £195.00
TEAM 3100 UK £95.00
TIMEWAVE DSP 9+ FILTER £165.00
TIMEWAVE DSP 599ZX £325.00
TOKYO HL-1K HF AMP £699.00
TRIO TR-2200 £99.00
YAESU FRG-8800 £499.00
YAESU FL-2500 £79.00
YAESU FT-ONE £645.00
YAESU FT-7 + PSU £499.00
YAESU FT-102 £499.00
YAESU FT-107 £499.00
YAESU FT-11R £169.00
YAESU FT-290 II £375.00
YAESU FT-650 24-54MHZ £699.00
YAESU FT-51R £299.00
YAESU FT-707 £349.00
YAESU FT-726R £799.00
YAESU FT-727 £169.00
YAESU FT-757GX £499.00
YAESU FT-790RI £325.00
YAESU FT-840 FM £625.00
YAESU FT-980 £625.00
YAESU FT-990 AC £1399.00
YAESU 4700 RH £345.00

PLEASE MENTION TRADERS' TABLE WHEN ENQUIRING ABOUT ANY ITEMS ON THESE PAGES!

Traders' Table

YOUR GUIDE TO SECOND-HAND EQUIPMENT

ARC EARLESTOWN 01925 229881

HF TRANSCEIVERS

Yaesu FT-900AT - boxed.....	£950
2 x Icom IC-765 plus speaker.....	from £1500
JRC JST-135HP deluxe + PSU (opt. units incl.).....	£TEL
Kenwood TS-450SAT - boxed.....	£950
Kenwood TS-940S.....	£950
Yaesu FT-980.....	£799
Icom IC-730 - boxed.....	£399
Yaesu FT-102.....	£475
Yaesu FT-102 + FV-102DM & FC-102.....	£799
Yaesu FT-747GX + FM/CW filters/ FP-757GX - boxes.....	£TEL
Kenwood TS-120V + VFO-120/SP-100.....	£299
Icom IC-726 - boxed.....	£650

MOBILE/BASE VHF/UHF TRANSCEIVERS

Yaesu FT-726R + 2/6/HF.....	£TEL
Kenwood TS-700 boxed.....	£TEL
Kenwood TS-700S.....	£450
2 x Yaesu FT-290R Mk I plus accessories from £225 Navico AMR-1000S.....	£140
Kenwood TM-742 + 10m module as new.....	£625
Icom IC-229 - boxed.....	£225
Icom IC-290D.....	£300
Yaesu FT-290R Mark II.....	£350
2 x Kenwood TR-751.....	from £350

RECEIVERS/SCANNERS

Icom IC-R7000.....	£750
Kenwood R-5000 boxed.....	£699
Yaesu FRG-100 VGC.....	£375
AOR-3000A.....	£575
ICOM IC-R71E boxed.....	£599
Kenwood R-1000 boxed.....	£299
Regency MX-7000.....	£TEL
Summerkamp SRG-8600DX.....	£TEL
AR-2500.....	£275
Drake R-8E.....	£699
Lowie HF-225.....	£375
Realistic PRO-2006.....	£150
AOR AR-2700 - mint condition.....	£TEL
Trident TR-1200 - boxed.....	£150
Sony PRO-80.....	£150
Realistic PRO-27.....	£70

HANDHELDS

Icom IC-M5.....	£150
Kenpro KT-22.....	£80
Alinco DJ-160.....	£150
Kenwood TH-21.....	£99
Alinco DJ-G5 v.g.c.....	£TEL

MISC.

2 x ERA BP84 filters.....	£30 each
1296 Transverter + lds.....	£TEL
2 x PK-232MBX.....	from £199
SDU-5000 Spectrum Display Unit - as new.....	£599
AT-230 - box.....	£175
MFJ-1278 Packet Unit + Software.....	£225

SHORTWAVE SHOP 01202 490099

HF TRANSCEIVERS.

YAESU FT990 ATU. 240V. £1350
ICOM IC707. Unused on TX. £495
YAESU FT1. New P/As. £495
KENWOOD TS850S. Mint. £995
YAESU FT1. New PAs fitted. £475
YAESU FT757GX2. Mint. £525
TEN TEC CORSAIR 2. VGC. £495
YAESU FT102. VGC. Fm. £350
ICOM IC725 TX inc PS15. £550
ICOM IC725 TX inc AT180. £625
YAESU FT101ZD. TX. VGC. £395
TEN TEC ARGOSY 525. ATU+PSU. £265
KENWOOD TS120S HF TX. £295
KENWOOD TS140S HF TX. £595
YAESU FT747GX2. FM. VGC. £475

VHF/UHF TRANSCEIVERS

KENWOOD TS711E. VHF M/mode
£595
KENWOOD TM241E VHF Mobile.
£195
YAESU FT290MK2. VHF M/mode
£325

ICOM 281H VHF FM 70cm RX. £345

ICOM IC228H. VHF FM Mobile .

£225
YAESU FT290 Mk2 c/w FL2050. £395
ICOM IC290E VHF M/Mode. £325
ICOM IC2E. VHF FM H/Held £85
FDK 750. VHF M/Mode. mint £275

RECEIVERS

LOWE HF125 . HF Rx+ Keypad. £295
LOWE HF125. Rx. All options. £345
YAESU FRG7700 HF Rx c/w ATU
2 VHF units + Act Ant Unit £395
YAESU FRG7700M HF Rx £295
KENWOOD R5000 HF/VHF Plus
Filters + Voice Chip. £695
KENWOOD R5000 HF Rx. £595
KENWOOD R1000 HF Rx £295
ICOM ICR72. HF. Rx. £575
ICOM ICR7100 VHF/UHF. Rx. £895
REDIFON R551N. HF Rx. £295
AOR AR3000 RX HF/VHF/UHF £475

CALL FOR LATEST UPDATE ON USED
EQUIPMENT AVAILABLE.

PHOTO ACOUSTICS 01908 610625

RECEIVERS

Yaesu FRG-8800 30kHz-30MHz all mode receiver c/w fitted VHF converter £399.00
Kenwood R5000 Top of the range shortwave receiver £575.00
Kenwood R5000 c/w VC-20 VHF converter £675.00
Icom IC-R71E Superb shortwave receiver £575.00
Lowie HF-225 Shortwave receiver. £329.00
NRD-525 One of the best shortwave receivers made!! £690.00

HF TRANSCEIVERS

Icom IC-720A 100W general coverage HF transceiver c/w PS-15 power supply £479.00
Yaesu FT-102 160-10m, 120W HF transceiver £425.00
Yaesu FT-757GX 100W general coverage HF transceiver £499.00
Yaesu FC-757 automatic antenna tuner £229.00
Icom IC-745 100W general coverage HF transceiver with fitted AC power supply & desk mic £489.00
Icom IC-751 100W general coverage HF transceiver £589.00
Kenwood TS-680S 100W general coverage, 10W 6 meter £649.00
Yaesu FT-707 100W 80 - 10M HF transceiver c/w desk mic £329.00
Icom IC-735 100W General coverage transceiver c/w mic £599.00
Yaesu FT-102 100W+ 160 - 10M HF transceiver £425.00

VHF/UHF TRANSCEIVERS

ICOM IC-2350H 2m/70cms 50/35W Transceiver (mint cond) £399.00
Kenwood TM-701E 2M/70cms 25W Transceiver. (mint cond) £329.00
Kenwood TM-251E 50W 2M Mobile (complete and as NEW) £279.00
Icom IC-28E 25W 2M mobile £169.00
Kenwood TH-75E 2M/70cms Handheld c/w speaker mic, nicad pack, charger, box & manual. £229.00
(NEW) Kenwood TH-22E 2M Handheld £215.00
(NEW) Kenwood TH-42E 70cms Handheld £239.00
(NEW) Icom IC-W21E 2M/70cms handheld £369.00
Alinco DJ-F1 2M Handheld £159.00
Kenwood TH-28E 2M handheld c/w all accessories + case £149.00
(NEW) Icom IC-P2ET 2M handheld £239.00
(NEW) Alinco DJ-180 2M handheld £179.00
Alinco ALM-203E 2M handheld c/w mobile DC adapter/charger. (No warranty). £75.00

SCANNING RECEIVERS/ACCESSORIES

Icom IC-R7100 25-2000MHz all mode receiver (as new) £849.00
Icom IC-R7100 25 - 1300Mhz All Mode Base Station receiver (VGC) £899.00
Yupiteru VT-225 handheld VHF/UHF airband receiver £149.00
Realistic PRO-39 handheld VHF/UHF scanner £149.00
(NEW) Welz WS-1000 Wideband handheld scanner £299.00
Fairmate HP-200 Wideband handheld scanner £149.00
Yupiteru MVT-8000 Wideband scanner (mobile/base) (DEMO MODEL) £299.00
ANC-4 Noise canceller (DEMO MODEL) Ideal to use with a shortwave receiver where noise is a problem. £169.00
Magellan GPS-38 handheld GPS unit (DEMO MODEL) £179.00

SPECIAL OFFER

Motorola S200 Handheld UHF Transceivers c/w battery packs, aerials, slow charger and belt clip. £175.00
Motorola S240 (as above but also with VOX capability) £195.00
(Postage & Packing, £5.00 per unit)

SMC GROUP 01703 251549

HF TRANSCEIVERS

PX TS450SAT Kenwood HF 100W £899
PX HL7000B Tokyo HF L/amp £899
PX FT747GX Yaesu HF 100W £425
PX FC700 Yaesu Man ATU £109
PX FT767GX Yaesu HF 2+6mtr £1099
PX FT102 Yaesu HF 100W £425
PX IC737 Icom HF 100W £1060
LX FTONE Yaesu HF 100W £675
LX FT890AT Yaesu HF 100W £1250
LX IC-706 Icom HF + 2/6m £779
LX FT7B Yaesu HF 50W £235
AX FT990 Yaesu HF 100W £1650
AX IC765 Icom HF 100W £1699
RX FT980 Yaesu HF 100W £625
RX FT101 Yaesu HF Valve £260
RX FT757GX Yaesu HF 100W £495
RX FT747 Yaesu HF Mobile £450
RX FT107M Yaesu HF 100W £275
RX TS520 Kenwood HF 100W £260
RX TS440SAT Kenwood HF 100W £750
RX IC726 Icom HF 100W £850
RX IC761 Icom HF 100W £995

VHF/UHF TRANSCEIVERS

PX FT4700 Yaesu 2mtr/70cm £329
PX FT2700 Yaesu 2mtr/70cm £279
PX FT290R11 Yaesu 2mtr port £375
PX FT736R Yaesu 2mtr/70cm £2299
PX FT51R Yaesu 2mtr/70cm £325
PX IC3201E Icom 2mtr/70cm £309
PX CS800 Standard 2mtr m/mode £259
LX DJ580E Alinco 2mtr/70cm £245
LX TH21E Kenwood 2mtr port £100
AX FT790R Yaesu UHF port £310
AX TM-732E Kenwood 2mtr/70cm £525
RX DJ160 Alinco 2mtr/70cm £155
RX DJ560 Alinco 2mtr/70cm £335
RX FT8500R Yaesu 2mtr/70cm £575
RX FT212RH Yaesu 2mtr FM £175

RECEIVERS

PX DX-394 Realistic HF Gen. RX £225
PX R2000 Kenwood HF Gen RX £375
PX FRG7700 Yaesu HF Gen RX £295
PX AR8000 AOR Scanner £299
PX AR2800 AOR RX M/base £359
PX AR1500ex AORScanner £225
PX AR3030 AOR HF RX £399
PX HF150 Lowe HF Gen RX £375
PX FRG100 Yaesu HF Gen RX £395
PX MVT8000 Yupiteru Scanner £269
PX SW-7600 Sony-Portable RX £139
PX PRO2032 Realistic B/Scanner £149
LX ICR-72 Icom HF RX £675
LX FRG00 Yaesu HF RX £425
AX PRO-80 Sony S/wave RX £120
AX 2001D Sony S/wave RX £169
RX HF225 Lowe HF Gen RX £385
RX AR1500 AOR H/H Scanner £165
RX ICF-7600 Sony Port RX £120
RX NRD535 JRC HF Gen. RX £850
RX FRG9600 Yaesu Base Scanner £240

PX = Chandlers Ford HQ 01703 - 251549
RX = Reg Ward 01297 - 34918
LX = SMC Leeds 01132 - 350606
AX = ARE London 0181 - 9974476

Disclaimer

Advertisements from traders for equipment that is illegal to possess, use or which cannot be licensed in the U.K., will not be accepted. While the publishers will give whatever assistance they can to readers or buyers having complaints, under no circumstance will the magazine accept liability for non-receipt of goods ordered, late delivery or faults in manufacture.

PLEASE MENTION TRADERS' TABLE WHEN ENQUIRING ABOUT ANY ITEMS ON THESE PAGES!

Advertisements from traders or for equipment that is illegal to possess, use or which cannot be licensed in the UK, will not be accepted. No responsibility will be taken for errors.

You should state clearly in your advert whether the equipment is professionally built, home-brewed or modified.

The Publishers of *Practical Wireless* also wish to point out that it is the responsibility of the buyer to ascertain the suitability of goods offered for purchase.

BARGAIN

b a s e m e n t

Compiled by Zoë Crabb

FREE ADVERTS

Now's your chance to send in a photograph of your equipment (a good idea if it's really unusual) to accompany your advert. Please note that all photos will only be published at our discretion and are non-returnable.

When sending in your advert, please write clearly in BLOCK CAPITALS up to a maximum of 30 words, plus state your contact details. Please use the order form provided.

For Sale

70cm (430MHz) PFX synthesised ex p.m.r. hand-held, all repeaters and simplex chans, ideal for Novice and up, £100. EPROMS to convert your own PFX 70cm (430MHz) and 70MHz, £15. Tel: (01904) 330502 (answerphone).

A collection of '8 track' stereo cassettes, approx 140 tapes, various 1970s hits and favourites, including early Cliff Richard, Herb Alpert, brass bands, Tom Jones, Jim Reeves, Perry Como, Max Bygraves, etc., etc. Also mains 'Stereo 8' radio mobile player and 12V Glyndebourne 8 track cartridge player/radio suitable for car or caravan, etc. Sensible offers for job lot. Mr P. Gilby on Tel/FAX: (01933) 664099.

ADI AT400 70cm (430MHz) transceiver, hand-held, NiCad battery pack and charger, six months old, £85. Tel: W. Sussex (01444) 233887.

AMT-2 TNC with software and leads, £75 o.n.o. Also Trio TR3200 70cm (430MHz) rig, full crystals, charger, case, £115 o.n.o. GW8YJN on (01437) 762707.

AOR SDU5000 spectrum display, cables, mains adaptor, as new, £550 o.n.o. Momentum MCL1100 decoder, synoptic upgrade, 9in monitor, mains adaptor, manual, as new, £275 o.n.o. Tel: Warwicks (01926) 854556.

Army receiver, type R209, 1.2-20MHz, modified for 240V, g.w.o., £80. Original user handbook for receiver, type 216, £5. *Admiralty Handbook Of Wireless Telegraphy*, (1938), Vols 1 & 2 in v.g.c., £15. Tel: Malvern (01684) 564713.

ATU Vectronics, model VC300LP, new, £85 o.n.o. Tel: (01283) 221870.

AVO all-wave oscillator, mains version with copy manual, £25. Eddystone 358X with p.s.u. and 10 coil, boxed, £110. Collection advised. EC10, £85. All in good order. Peter Lepino, Surrey. Tel: (01372) 454381 or (0374) 128170 anytime.

Commтел scanner 1300 hand-held, 0.5-1300MHz continuous, five months old, too complicated for me to master, cost £300, offers over £250, mint condition and boxed. Graham on (01691) 622368.

Complete station comprising TS-830S 160-10m inc. (1.8-28MHz) WARC bands, mic., c.w. filter and manual. FL2100Z linear amplifier, 160-10m (1.8-28MHz), inc. WARC bands. ETM-9C memory keyer with built-in paddles, all in excellent condition, £995. Tel: (01352) 771520.

CR100 ex naval receiver, working order, fair condition with manual, £30. Tel: Watford area (01923) 441748.

Datong v.l.f. converter (CE version), Trio JR310, R210 receivers with handbook copy, Sony ICF-7600DS synthesised portable receiver. Want Datong 144/28MHz converter. Tony, Worcester. Tel: (01905) 641759.

DJ-580SP Alinco dual-bander, special edition of a very popular radio, full c.t.c.s.s., spkr. mic., case, three batteries inc. a battery box, p.s.u., extended RX, offers over, £200. IC-Δ1E, £575. Matthew, Leamington Spa. Tel: (01926) 887442.

Drake R8E, good condition, £725 o.n.o. ERA Microreader, £80. Datong ANF, £60. Buyer collects, cash only. Tel: Surrey 0181-647 7784.

Dymar Lynx, 15W, 100 channels, 2m (144MHz) toneburst and Dymar power supply, £55. Maxon CGX4020 25W 4 channels, 70cm (430MHz), 1 channel crystallised, 433.250MHz, boxed with manuals, £30. Mike, Leics. Tel: (01530) 414473.

Eddystone model EB35 and model EC10, g.w.o., EB35 fitted b.f.o., both with instruction manuals, £150 for the two. Tel: Coventry (01203) 440637.

Europa C valved 2m (144MHz) transceiver, £35. MM50/28S 6m (50MHz) transceiver, £125, both v.g.c. G3ARU, QTHR. Tel: 0181-989 3196.

FRG100 h.f. RX, immaculate, c/w manual, boxed, complete, remote keypad for direct frequency access, PL259 telescopic aerial, a.m. narrow filter model, £375. Tel: Cheltenham (01242) 603128.

FT-101ZD, WARC, £300. FV901DM v.f.o., £30. FTV901R TVTR + 70cm (430MHz), £200. FT-290R MkII, £270. Tokyo HX240 TVTR, £175. FRG-7000 RX, £100. FRV-7700 converter, £45. FRT-7700 a.t.u., £45. Datong FL3, £35. All excellent condition, mostly boxed, manuals, one owner. G2AQJ, Salisbury. Tel: (01722) 325929.

FT-707 + filters, £235. FC700 a.t.u., £95. FC-757AT auto a.t.u., £175. IC-740, as new, £425. 10m multi-mode, £50. 4m 25W f.m., £50. H/D rotator, £150. 8-element 2m (144MHz) quad, £50. 18-element 70cm (430MHz), £40. 70cm (430MHz) vertical, £15. Tel: Watton (01953) 884305.

FT-726R 2m/70cm (144/430MHz) multi-mode base with satellite module, excellent condition, £650. Kenwood TS-780 2m/70cm (144/430MHz) base, slight fault on 70cm (430MHz), but operates all okay, hence, £450. Comes with workshop manual, 3kW a.t.u., £175. Tel: Watton (01953) 884305.

FT-747 general coverage with c.w. filters, £350. Bush DAC70 Bakelite wireless, offers please. GW3COI, Abersoch. Tel: (01758) 712675.

FT-790 MkI, £220. Tiny Two, £80. MFJ 247 h.f. s.w.r. analyser, £100. Lynx Dymar 4m (70MHz) crystalised for packet, £35. Pye 2m linear, £35. Tony GOCZV, South Cave, Near Hull. Tel: (01430) 422657.

Hallicrafters 1/2kW linear amp, model HT41, uses two of 7094 p.a. valves (included), current, priced £350. Pr. switched bands 80m to 10m, in original cabinet, quality, rare equipment in good condition, p.s.u. included, bargain, £380. Tel: Yorks (01482) 869682.

Heathkit HR-10B RX, 80-10 (3.5-28MHz), rare USA example, £65. FR-50B RX with new mech filter, £65. TET

h.f. vertical 20/15/10, £40. Various Pye p.m.r. gear. Wanted military gear RXs, TXs, etc. Ben, Worcestershire. Tel: (01562) 743253.

Howes HF Receiver, covers 3.5, 7 and 14MHz, s.s.b./c.w., extra band modules available, comes with p.s.u., complete and ready to go, £35. Postage extra or buyer collects Norwich area. James on (01603) 737111.

Icom 725 all-band h.f. transceiver inc. Icom HM36, very little use, very good condition, £395. Tel: Thrapston (01832) 734642.

Icom 728, as new, boxed, fitted f.m. board and narrow c.w. filter, £500 plus carriage. Tel: Norfolk (01953) 882076.

Icom 737 h.f. all-mode auto a.t.u., excellent condition, mic., manual, £825. Icom 271E 2m (144MHz) multi-mode base, 25W MuTek front end, excellent condition, mic., manual, box, £475. Tel: Suffolk (01379) 783214.

Icom 737A h.f. TX/RX, boxed, £895. Icom 575H 6-10m (28-50MHz) RX, 25-55MHz, boxed, £685. IC-2350, new, 2/70 (144/430MHz) RX, boxed, £395. IC-24ET hand-held 2/70 (144/430MHz), £180. Eddystone 1830/I, 770R/2 RXs, part ex. Tel: Kidderminster (01562) 747480.

Icom 765 h.f. transceiver with SP20 speaker and SM8 desk mic., all excellent condition, very little used, boxed, £1200. Tel: N. Wales (01248) 364400.

Icom IC-706, £780, IC-745, £475. TW 4000A mobile dual-bander, 2/70 (144/430MHz), £195. 2m (144MHz) Tokyo linear, 25-160W, £195. 70cm (430MHz) BNOS linear, 10-50W, £70. G-500 elevator, boxed, unused, £190. Pk 12 Packet modem, £45. Malcolm on 0181-426 1710.

Icom TH42E 70cm (430MHz) hand-held scanner, speaker mic., NiCads, manual, boxed, as new, offers. Wanted MX295 p.m.r. in whole condition, ie not cannibalised, sensible price paid for unconverted unit. Terry G4OXD, Herts. Tel: (01462) 435248 after 6pm.

JRC NRD-515 memory unit

for JRC-NRD515 RX, g.w.o., £35 plus carriage at cost. Alan G0PHT, Leics. Tel: (01509) 231289.

Kam multi-mode TNC, leads, manual, £130 o.n.o. New mirage D3010 70cm (430MHz) 100W linear, Microwave Modules MML 144/50S 2m (144MHz) 50W linear, £50 o.n.o. Mosley Elan 3-1e 21/28MHz beam, £65 (u collect). Tel: (01508) 570278.

Kenwood 79E batt. packs, NiCad, as new, £15 each. 2m (144MHz) antenna, v.g.c. for base use, £10. Tel: N. Wales (01745) 730148.

Kenwood R5000, extra two filters, boxed, £550. JRC NRD525, mint condition, £550. AR3030 + v.h.f., boxed, £450. Sony SW77, boxed, £200. SW55, boxed, £170. Panasonic RF-B-65D, s.s.b., boxed, £110. AR8000, almost new, £230. Racal 17, v.g.c., £110. B40-D, sensitive, manual, £60. Sale or swap. Tel: Middlesex 0181-813 9193.

Kenwood R5000, mint condition, £550. NRD-525, like new, £550. HF-225 all options fitted, excellent radio, £330. Sony 77, boxed, £200. Sony SW55, boxed, complete in carrying case, £170. Eddystone professional RX 1837/2, five filters, 18in rack model, £350. Panasonic RF-B-65D, boxed. Tel: Middlesex 0181-813 9193.

Kenwood TM-241E 2m (144MHz) mobile, boxed, v.g.c., 12 1/2kHz spacing, 5/10/50W output, £160. Spectrum 6m (50MHz) linear amp, 500mW input, 20W output, £40. Spectrum 6m (50MHz) transverter boards, working, £15. G0VFEZ, QTHR. Tel: Tewkesbury (01684) 299420.

Kenwood TS-940S with SP940 speaker, all options, except voice unit, £1000. FTV107R 2m (144MHz) transverter, £120. 10/15m (21/28MHz) 3-element beam, £120. All mint and boxed. Tel: Wilts (01722) 743270.

Kenwood TS-950S, £2200, boxed, immaculate. Tel: (01962) 883151.

Labgear: a.m./c.w. transmitter, separate p.s.u. and modulator,

£55. Hammarlund HX50 transmitter, £55. PCR3 receiver, mint, £45. R208 comms receiver, £40. R107, £75. Eddystone 750, £79. 19 Set + internal p.s.u., £65. Tel: (01274) 824816.

Lowe HF-225 receiver, all extras fitted, plus carrying case, well cared for, boxed, full instructions, £400 o.v.n.o. Tel: Essex 0181-597 8573.

Marconi TF2002B a.m./f.m. signal generator, 10kHz to 88MHz, £85 o.n.o. TF2170B digital synchroniser (for TF2002B), £25 o.n.o. Bradley CT471C electronic multimeter, a.c./d.c., volts/amps, ohms, r.f. mV/V with manual, £40 o.n.o. Assorted p.s.u.s and transformers - state requirements. David, Kent. Tel: (01634) 220747 (leave message if nec).

Microwave Modules MML 432/100 linear amplifier, 432MHz, 100W, very good condition, £145. Michael Watkins, Kent. Tel: (01227) 266460.

NETSET PRO44 professionally built scanner, ideal for the beginner, complete with box, manuals and batteries, also accompanying book, mint condition, barely used, £100 o.n.o. Tel: (01494) 676808.

Osker SWR200, s.w.r. and power meter, 3 to 200MHz, £20. Geophone crystal detector set No. 1, £75. G8AHE, QTHR. Tel: 0121-458 2406.

Philips D2935 synthesised world band s.w. radio, 150kHz to 30MHz continuous, r.f. gain, b.f.o., u.s.b./l.s.b. a.c./battery, keypad/rotary tuning, mint condition, £50 o.n.o. Tel: Inverness (01463) 235975 after 6pm.

Prop pitch motor and two sensors, £200, also 4CX1000, £100. Also Astatic tear drop mic., £35. Also p.s.u., 70A switch mode, £75. Tel: (01974) 251420.

Push button Bush PB12 7in transportable Nichinan circa 1954?, Bakelite cased, Marconi auto transformer, Heathkit factory built v.h.f. tuner FMU4, F. J. Camm's *Constructor's Encyclopedia*, much valve related items, £200 cash. A. D. Scholefield, 43 Fellside, South Shields, Tyne & Wear NE34 8QX.

Pye Westminster 4m (70MHz) transceiver, good working order with manual and circuit diagram, crystals for 70.26, £25 (carriage extra). GWOGHF, QTHR or 'phone on (01222) 703429.

RN Electronics 6m (50MHz)

transverter, 25W 2m driver, £120. Colin GW3WSU, Vale of Glamorgan. Tel: (01446) 738756.

Sangean ATS803A digital portable radio, memories plus s.s.b. in immaculate condition, £75. Tel: (01450) 377861.

Sangean ATS803A world band portable, all features, including s.s.b., mint condition, still boxed with manual, £65. Tel: Wolverhampton (01902) 790260.

Several Eddystone receivers, also Clarke & Smith and civilian wartime, please call for further details. Peter Lepin, Surrey. Tel: (01372) 454381 or (0374) 128170 anytime.

Shack clearance, items include Kenwood s.w.r./pwr meter, £40. Prefer sale in toto, one buyer, s.a.e. please for details of small oddments. A. H. Dent G4KJN, 7 Hesleyside Road, South Wellfields, Whitley Bay NE25 9HB, Tel: 0191-252 8908.

Silent key sale G0HEZ. Icom IC751A TX/RX, PS15 p.s.u., good, £550, carriage extra. SWR I-boomer KW lin amp, 1.8-28MHz inc. WARC, good, £290, carriage extra. NETSET PRO2032 scanner, 200 chs, £75. G3KMQ, Bude. Tel: (01288) 352214.

Sony ICF SW7600G receiver, excellent condition, boxed, complete with compact antenna and manual, £105. Tel: (01983) 854766.

Sony multi-band receiver, ICF-6700W 1.6MHz to 29.5MHz, f.m., m.w., s.w., 1, 2 and 3 dual conversion frequency counter, upper and lower sideband, plus pre-selector, mains, battery, £50. Tel: Stains (01784) 740373.

Sony professional BW video system, camera AVC3250/AVF3250, 17in monitor, PMV200CE lin reel to reel recorder, CV2100ACE, various used tapes, £100 o.n.o. Textronix 502 dual-beam scope, £30. FDK 700EX 25W f.m. mobile, £80. Peter G3UXH, Kent. Tel: (01634) 250562.

Sony wide range antenna AN-1, l.w./s.w., 150kHz to 30MHz, boxed, operators handbook, excellent condition, £35. Tel: Cheltenham (01242) 603128.

Ten Tec Corsair Mod 561, Mic700C, remote v.f.o. 263, p.s.u. 960, ATV229B filters, 1.8kHz, 250Hz, 2.4kHz, s.s.b., c.w., no splits, buyer collects, v.g.c., £825 o.n.o. GOMMD, Kent. Tel: (01474) 350576.

Ten Tec Scout, h.f. mobile TX/RX, 50W, mint, boxed, 7 freq. modules, used QRP only, £550. FDK multi 700EX, f.m., 145MHz TX/RX, good order, no mods, £120, carriage extra. Ken G4ZLX, Dorset. Tel: (01258) 455507 weekends or 0118-922 5019 w/days.

Trio JR599 RX with all filters and 2m (144MHz), g.c., £95. Rascal RA17L, g.c., £120. Yaesu FT200 with HD, HB, p.s.u. needs attention, £70. CR100 (B28) for spares, £15. David Palmer, 23 Jubilee Terrace, Elmswell, Bury St Edmunds, Suffolk IP30 9DH.

Trio R1000, 200kHz to 30MHz short wave comm receiver with manual, mint condition, £160. Lowe PR150 pre-selector, seven bands, mint condition with manual, cost, £235, sell for, £100 plus postage. Vinc, Cambs. Tel: (01487) 823879.

Trio R1000, v.g.c., £150. Yaesu FT-200, ext. v.f.o., FV200, v.g.c., £180. Rascal RA117, reconditioned, v.g.c., £185. RA17, £125. Redifon drive unit GK203N, Redifon PA GA481, 100mW-100W, 3 in no. and PU220 3 no., £360 lot. Circuit HF PA + p.s.u. in case, £60. Tel: Suffolk (01502) 715419 evenings.

TS-530SP, boxed with mic., little used on transmit, excellent condition, £250. KW Viceroy, fault on p.a., free for keen strong enthusiast, buyer collects. Jack G4LLV, W. Midlands. Tel: 0121-743 3151.

US Army signal corps short wave radio, c.w., b.f.o., etc., World War II vintage, £50. Tel: Liverpool 0151-475 8424.

Valves, military and civilian, some numbers of valves: QQV06-40, 11E3, 12E1, 6B4G, TY2-125, 6L6G, 829B, lots of radio valves. Tel: 0113-240 3496.

Yaesu FP757HD power supply with speaker, built-in front, v.g.c., £80. Yaesu FC-700 a.t.u. with manual, excellent condition, £70. Buyer collects, 'phone after 6pm. Peter, Notts. Tel: (01623) 722300.

Yaesu FRG-7700 comms receiver with AT1000 a.t.u., £280 o.n.o. Yaesu FT-221R 2m (144MHz) transceiver, works well, complete with mic. and manual, £175 o.n.o. Len M1BHL, Sidcup. Tel: 0181-309 6499.

Yaesu FRG-7700 communication receiver with FRV-7700 u.h.f. converter, a.t.u. and manuals, both very good condition, £235. Len G0HLL, Stockton on Tees. Tel: (01642) 869856.

Yaesu FRG8800 comms RX, fitted with FRV8800 v.h.f. converter plus FRT-7700 a.t.u., good condition with manual, £330. Microset PT107, 7 amps, p.s.u., £28. Various other items, carriage at cost. Stan GJ6RND, Jersey. Tel: (01534) 36022.

Yaesu FRG8800 receiver with FRT-7700 tuner and FRV-7700 v.h.f. converter, good condition, £400 o.n.o. Kent twin paddle key with homebrew CMOS keyer (ARRL design), £60. George, Wiltshire. Tel: (01225) 754273.

Yaesu FT-101ZD, narrow c.w. filter, cooling fan, handbook, digital display takes few seconds to settle after switch on from cold, sensibly priced at, £225. Nigel G0IFS, Kent. Tel: (01227) 792867.

Yaesu FT-221R 2m (144MHz) multi-mode base station, 12V d.c. or 240V all-mode, mint condition, instructions, mic. and all leads, £230. HF Miller receive antenna, £35 or swap for 6m (50MHz) beam. Gary G7VAU, Runcorn. Tel: (01928) 567707, answerphone if before 6pm weekdays.

Yaesu FT-221R 2m (144MHz) multi-mode, 15W, a.m., f.m., u.s.b., l.s.b., c.w., 12V or 240V, instructions, mic., all leads, g.w.o., mint condition, £230 o.n.o. Re-advertised due to timewaster. Gary G7VAU, Cheshire. Tel: (01928) 567707.

Yaesu FT-23R 2m (144MHz) hand-held, two NiCad packs, dry cell case with NiCad cells, charger, good condition, boxed, £135. Greg G7CUF, London. Tel: 0171-336 0622.

Yaesu FT-290 RII, NiCads, matching 25W amp, mobile mount, all boxed, also 8-element J-beam, £400. Rob M0ANO, Glos. Tel: (01285) 656806 after 6pm.

Yaesu FT-290R 2m (144MHz) all-mode transceiver, recent new NiCads, with speaker, mic., soft case, charger, excellent condition, £200. Jeff, Lancing. Tel: (01903) 750097 evenings.

Yaesu FT-290R 2m (144MHz) multi-mode transceiver, complete with NiCads, case, microphone and NEC remote speaker, excellent clean condition, £175. Also Morse keys, desk mic., s.w.r. meter, etc., all cheap. Mark, Merseyside. Tel: (01925) 228226.

Yaesu FT-415 (144MHz) and FT-76 (430MHz) hand-held transceivers, both with NiCads, charger, soft case, as new and boxed, £125 each or £240 pair. Steve G6XJU, Chandlers Ford. Tel: (01703) 268682.

Yaesu FT-50 dual-band hand-held, NiCad pack, charger, MH34 speaker mic., two rubber ducks, boxed as new, £240 o.n.o. or swap for Alinco DJ G5E. Mike G1HGD, QTHR. Tel: Kenilworth (01926) 513073 evenings.

Yaesu FT-5100 mobile dual-band radio, only six months old, boxed, swap for Yaesu FT-690R MkII or Icom 505GM 6m (50MHz) TX with amp, sell FT-5100, £400 o.n.o. Mick 2E1FCG on (01226) 742971.

Yaesu FT-51R hand-held, complete with big battery and digital handy mic., v.g.c., £250, no offers. Also Heatherlite Explorer h.f. amp, v.g.c., £800, no offers. Any trial. Tel: Wrexham (01978) 755898.

Yaesu FT-736R with 2, 6m, 70, 23cm (50, 144, 430 & 1296MHz), c.t.c.s.s., desk mic, MD1, v.g.c., no offers, £1200. Alan G7TEA, Manchester. Tel: 0161-436 8581.

Yaesu FT-757GX, MH-1B8, mobile bracket, manuals, £550. FC-757AT, manuals, £200. MD-1B8 desk mic., £40. Trio TR9130 2m (144MHz) 25W all-mode, mobile bracket, manuals, £250. 2m (144MHz) whip, £18. Mobile speaker, £8. Ted Martin G0WYA, Cornwall. Tel: (01209) 211689.

Yaesu FT-767 h.f. TX/RX, boxed, etc., £875. Yaesu FT-107 h.f. TX/RX, fitted internal p.s.u., £300. FT-290 MkII 2m (144MHz) multi-mode with NiCads and charger, boxed, £350. 4CX1500B valve and base, offers. Pete, Bristol. Tel: (01454) 887461.

Yaesu FT-767GX, fully loaded, h.f. 6m 2m-70cm (50, 144 & 430MHz), v.g.c., MD1 mic, speaker unit, Cushcraft AP8 h.f. aerial, Diamond V2000 tri-band aerial, manuals, original packing, recently serviced by Yaesu, £1350 o.n.o. Tel: Nr. Heathrow 0181-941 7824 evenings.

Yaesu FT-790R MkII 70cm (430MHz) multi-mode, boxed, complete, totally as new, also Yaesu FL7025 25W clip on linear for 790, again as new, (cost well over £700 new), £475 o.v.n.o. Ian on (01354) 660800.

Yaesu FT-990AC, very little use, excellent condition, boxed with manual, belongs to G4KBN, £975 o.v.n.o. plus carriage. John G4KJV, QTHR. Tel: Chippenham (01249) 720456.

Yupiteru 7100, v.g.c., boxed, as new, with all acc's, inc. Lowe LSA1500 antenna, pole and coax, £270 or exchange for solid state h.f. transceiver with f.m. and 10/11m TX/RX in

Classified Ads

To advertise on this page see booking form below.

For Sale

MAIL ORDER WORLDWIDE OF AMATEUR RADIO, ANTENNAS, SCANNERS, HAM RADIO SOFTWARE, SHORT WAVE RADIO, MARINE RADIO, CB RADIO AND ACCESSORIES.

All orders can be sent worldwide by Parcel Force. Ask for a free quote. Please send two 2nd class stamps for a free list by return of post.

Seaward Mail Order, 7 St Olafs Road, Stratton, Nr Bude, Cornwall EX23 9AF.

Tel / Fax 01288 355796.

10% DISCOUNT ON THIS ORDER.

QUARTZ crystals @ £1. Test equipment & transmission power meters. Stock lists available. Electronic Design Associates. Tel: 0181 391 0545 Fax: 0181 391 5258

TECHNICAL MANUALS, AR88, CR100, R210, HR0. £5 each. Circuits £1.50. Hundreds available. SAE list. Bentley, 27 De Vere Gardens, Ilford, Essex IG1 3EB. Tel: 0181-554 6631.

RF-8000 24 BAND RECEIVER - reasonable offer accepted. Quartz crystals large range £1.00 each. Collection quartz Y-bars. Also Valves. Lists available. Electronic Design Associates 0181-391 0545 Fax 0181-391 5258.

THE UK's LARGEST SOURCE for Vintage Service data, circuits and manuals from 1900 to the 1970s. Free brochure from Tudor Gwilliam-Rees, Savoy Hill Publications, 50 Meddon St, Bideford, The Little White Town, North Devon, EX39 2EQ. Tel: 01237 424280. E-mail: tudor.gwilliam-rees@virgin.net

INTERESTED in Vintage Radio? Send SAE for latest list of books and components. Old Time Supplies, PO Box 209, Banbury, Oxon OX16 7GR.

PANASONIC RF-2900 in working order with service manual £45. Buyer collects. Tel: 01643 705146.

KENWOOD V-UHF TS-770E AV mode, duo bander with two mutek boards fitted. £600 ono. Tel: 01773 718449.

FERGUSON VIDEO RECORDER FU98HVX new, unused. List £500. Bargain £240 G3IUL, London. Tel: 0181-749 1454.

PACKET RADIO DRSI dual tnc type 2 boards for PC, as new with manuals, from 6 port node. £75 each. WANTED AEA PF-900 tnc. Tel: 01527 892391.

Wanted

WANTED FOR CASH Valve or solid state communication receivers Pre-1980. Preferably working and in good condition. Non working sets considered also domestic valve radios. Items of Government surplus wireless equipment and obsolete test equipment. Pre-1965 wireless and audio components and accessories. Pre-1975 wireless and TV books and magazines. Also, most valves wanted for cash. Must be unused and boxed. CBS, 157 Dickson Road, Blackpool, FY1 2EU. Tel: (01253) 751858 or Fax: (01253) 302979.

Miscellaneous

VALVE ENTHUSIASTS: Capacitors and other parts at attractive prices! Ring for free list. Geoff Davies (Radio), Tel: (01788) 574774.

Valves

VALVES GALORE Most valves available from stock. Otherwise obtained quickly. Please send SAE stating requirements or telephone. **VALVE & ELECTRONIC SUPPLIES** Chevet Books, 157 Dickson Road, Blackpool FY1 2EU. Tel: (01253) 751858 or Fax: (01253) 302979.

VALVES WANTED for cash: KT88, £48: PX4, PX25 £50; DA100 £90; EL34, £10: EL37, £9: CV4004, £5; ECC83 £3. Valves must be Mullard/GEC, West European to achieve the price. **Also, Valves for sale** 4CX250B/4CX250BM EIMAC USA used but tested, clean, 90 day guarantee £15 each. Sockets for the above by AEI £7 each. P&P £5 per order regardless of size. Our minimum order £50 is suspended for these items ONLY. Ask for our free wanted list. Prompt and courteous service. Visitors by appointment only (we are a very busy Export Warehouse). Billington Export Ltd. Billingshurst, West Sussex RH14 9EZ. Tel: (01403) 784961. Fax: (01403) 783519.

VALVES:- OVER 50000 STOCKED Ham, Vintage, Military, Audio. SAE for FREE list to: Wilson Valves, (Jim Fish G4MH), 28 Banks Ave., Golcar, Huddersfield, West Yorks HD7 4LZ. Tel: 01484 654650. Fax: 01484 655699. Visa etc. Fast & personal service.

VALVE EQUIPMENT REVIVAL. Specialising in the repair of expired valved amplifiers, radios, recorders, communications receivers, test gear, etc. Bring to Unit 18, Grays Farm Production Village, Grays Farm Road, St Pauls Cray, Orpington, Kent BR5 3BD. 9.30am to 5.00pm Monday, Wednesday, Friday, 2nd and 4th Saturday of the month. 0181-302 2102.

TOP PRICES PAID

for all your valves, tubes, semi-conductors and ICs.

Langrex Supplies Ltd.
1 Mayo Road, Croydon
Surrey CR0 2QP.

TEL: 0181-684 1166. FAX: 0181-684 3056.

Receivers

VALVE receiver kits. Easy to build. Send sae to S. Vint, 14 The Courts, Margate, Kent CT9 5HP.

Holidays

NORTH WALES HOLIDAYS - Caravan - bunkhouse - camping. Elevated rural site, two miles from beach, use of shack and antennas, open all year. Tynrhos, Mynytho, Pwllheli. Tel: 01758 740712.

CRETE HOLIDAYS 7 studios 20m from beach. Use of shack and antennas. Open from 14/4/97 to 31/10/97. Please contact: SV9 ANJ (QRA Manos), PO Box 1272, 71110 Iraklion, Crete, Greece. Tel: 0030 81 761288/762000 Fax: 0030 81 761382. E-mail: pelamare@her.forthnet.gr.

Computer Software & Hardware

JVFX SSV DATA pack, 9/25 Tx/Rx Interface, manuals, pictures, £29.95. Other SSV/Package (PC/Amiga) services. SAE leaflets, 1.44 disk for demo. Peter Lockwood G8SLB, 36 Davington Road, Dagenham, RM8 2LR. Tel/Fax: 0181-595 0823.

INSTRUCTOR MORSE PROFESSIONAL. The complete Morse Code software training package for beginners and advanced users. As used by the US Military, Canadian Military and the British Military! Price £169 + PP + VAT. Tel: 01526 833042.

E-mail: imorse@sdesign.demon.co.uk

Practical Wireless Small Ads

Equipment For Sale,
Equipment Wanted, Holidays,
Recruitment, Computer
Software
Why not try our highly
successful Classified
Advertising

For further details call Carol
on

(01202) 659920

DISCLAIMER

Some of the products offered for sale in advertisements in this magazine may have been obtained from abroad or from unauthorised sources. *Practical Wireless* advises readers contemplating mail order to enquire whether the products are suitable for use in the UK and have full after-sales back-up available.

The publishers of *Practical Wireless* wish to point out that it is the responsibility of readers to ascertain the legality or otherwise of items offered for sale by advertisers in this magazine.

ORDER FORM FOR CLASSIFIED ADS

Please photocopy this form if you prefer

PLEASE WRITE IN BLOCK CAPITALS

The prepaid rate for classified advertisements is 42 pence per word (minimum 12 words), box number 70p extra. Semi-display setting £13.90 per single column centimetre (minimum 3cm). Please add 17.5% VAT to the total. All cheques, postal orders, etc., to be made payable to PW Publishing Ltd. Advertisements, together with remittance, should be sent to the Classified Advertisement Dept., Practical Wireless, Arrowsmith Court, Station Approach, Broadstone, Dorset BH18 8PW. Tel: (01202) 659920, Fax: (01202) 659950

Please insert this advertisement in the issue of Practical Wireless (if you do not specify an issue we will insert it in the next available issue of PW) for insertion/s. I enclose Cheque/P.O. for £..... (42p per word, 12 minimum, please add 17.5% VAT to total).

Name:

Address:

Telephone No.:

Box Number @ 70p: Tick if appropriate ☐

Category heading:

Attention Radio Dealers!

Would you like to stock our best selling titles like the *World Radio TV Handbook & Passport to World Band Radio*? If the answer's yes then telephone **Michael Hurst** in the PW Book Store on **(01202) 659930** for the best quantity discounts.



QUARTZ CRYSTALS

CUSTOM MANUFACTURED CRYSTALS AND OSCILLATORS

FUNDAMENTALS FREQUENCY RANGE	PRICE	OVERTONES MODE	FREQUENCY RANGE	PRICE
1.5 to 2.0 MHz	£9.50	3rd OVT	21.00 to 60.00 MHz	£7.50
2.0 to 4.0 MHz	£9.00	3rd OVT	60.00 to 75.00 MHz	£8.75
4.0 to 6.0 MHz	£8.75	5th OVT	60.00 to 110.0 MHz	£8.50
6.0 to 22.0 MHz	£7.50	5th OVT	110.00 to 126.0 MHz	£10.00
22 to 26.0 MHz	£9.00	7th OVT	125.00 to 175.0 MHz	£13.50
		9th OVT	170.00 to 225.0 MHz	£13.75

1.5 - 2.0MHz available in HC6/U or HC33/U only
 2.0 - 10.0MHz available in HC6/U HC33/U HC18/U or HC25/U only
 10.0 - 225.0MHz HC6/U HC33/U HC18/U HC18/T HC18/TT HC25/U HC25/T HC25/TT and HC45/U
 Where holders are not specified, crystals above 2.00MHz will be supplied in HC25/U.
 For HC18/T and HC25/T (11.7mm ht.) add £1.00. For HC18/TT & HC25/TT and HC45/U (9.6mm ht.) add £5.00.
Delivery approx 2 weeks. For 5 day EXPRESS service add 50% to above prices.
 Prices include P&P and VAT. **Minimum order charge £10.00.** We do not accept credit cards.
 Unless otherwise requested fundamentals supplied for 30pF load & overtones for series resonant operation.
 Where applicable please state the make and model number of the equipment the crystals are to be used.
 This will assist us in providing the correct specifications.
 Crystals available to PMR and other commercial specifications.
Custom Manufactured TTL and CMOS oscillators 3.5 - 85MHz £20.35 each 1 - 4 pcs.
QuartSlab Marketing Ltd
PO Box 19, Erith, Kent DA8 1LH
Phone 01322 330830 Fax 01322 334904 SAE with enquiries please

CQ...CQ! Call in on the

GOOD NEWS

CHRISTIAN NETS

Every Sunday at 8am and 2pm on 3747 kHz or 144.205 MHz at 3pm, sharing Christian fellowship over the air.

For more information telephone 01803 854504 or write to our Membership Secretary



WACRAL

51 Alma Road, Brixham, South Devon, TQ5 8QR
 See Internet Web Page HTTP://www.GOPPO.demon.co.uk



Callers by appointment only

LAKE ELECTRONICS

Ring for a brochure of full range

For Complete Kits with All the Bits!
Transmitters, Receivers, Test Equipment.
7 Middleton Close, Nuthall, Nottingham NG16 1BX
Tel/Fax: 0115-938 2509
 E-mail: 100775.730@compuserve.com

MS Windows Radio Related Software

MUFsight™ £25.00 + £2.50 P&P (if in UK) or £5.00 air-mail **HAMshack £30.00 + £2.50 P&P (if in UK) or £5.00 air-mail**
 MINIMUF propagation prediction on colour-shaded world maps **Control and Logging software for amateur radio operation (Kenwood icvr RS-232 control)**

For details send an SAE to Simon Collings, Radio Communications Consultant, 46 St. Michaels Road, Cheltenham, Gloucestershire GL51 5RR. Tel/Fax: 01242 514429 (auto-switching).
 E-mail: simon.collings@cableinet.co.uk Website: http://wkeb4.cableinet.co.uk/simon.collings
 VISA, ACCESS, MASTERCARD, EUROCARD, DELTA CARDS ACCEPTED

Please mention
Practical Wireless
 when replying to
 advertisements.



YAESU, ICOM, AOR etc.

SALES & SERVICE Holdings of Blackburn Ltd. Inc. 1952, Yaesu Agents since 1972. G3LL 40+years in electronics. Best prices for callers (try us with cheque or 'real money' if you want to bargain) only xyl and self to pay so we can afford to give good prices - valves and CW filters for old Yaesu eq.
Phone, normally open Thursday, Friday and Saturday.
 Lunch 12.00-1.30 but phone first we enjoy a few holidays!
G3LL HOLDINGS, AMATEUR ELECTRONICS
45 JOHNSTON STREET, BLACKBURN, BB2 1EF
(01254) 59595

MARTIN LYNCH
 & Son
 THE AMATEUR RADIO EXCHANGE CENTRE
NEWSFLASH

See Martin Lynch & Son at the Longleat Rally for special prices across the range [29th June 1997]

0181-5661120

BOOK STORE



TO ORDER YOUR BOOKS:

E-MAIL: bookstore@pwpub.demon.co.uk

TEL: (01202) 659930 (24 HOURS)

FAX: (01202) 659950 (24 HOURS)

OR USE THE ORDER FORM ON PAGE 82

The books listed have been selected as being of special interest to our readers. They are supplied direct to your door. Many titles are overseas in origin.

LISTENING GUIDES

AIRBAND

AIR BAND RADIO HANDBOOK 6th Edition. David J. Smith.	192 pages. \$9.99
AIRBAND RADIO GUIDE 3rd Edition. Graham Duke.	96 pages. \$6.99
AIR TRAFFIC CONTROL 6th Edition. Graham Duke.	112 pages. \$6.99
AIRWAVES 97.	100 pages. \$8.95
AIRWAVES EUROPE.	124 pages. \$9.50
CALLSIGN 97.	144 pages. \$8.95
FLIGHT ROUTINGS 1997. Compiled by T.T. & S.J. Williams.	140 pages. \$6.95
INTERNATIONAL AIR BAND RADIO HANDBOOK. David J. Smith.	192 pages. \$9.99
UNDERSTANDING ACARS	
3rd Edition. Aircraft Communications Addressing and Reporting System. Ed Flynn.	80 pages. \$9.95
WORLDWIDE AERONAUTICAL COMMUNICATIONS FREQUENCY DIRECTORY	
2nd Edition. Robert E. Evans.	260 pages. \$19.95
WORLDWIDE AERONAUTICAL HF RADIO HANDBOOK. Martyn R. Cooke.	124 pages. \$6.95

BROADCAST

GLOBAL RADIO GUIDE 1996/7 (The Association of International Broadcasting).	30 pages. \$3.95
RADIO LISTENERS GUIDE 1997. Clive Woodyear.	81 pages. \$4.50

DATAMODES

FAX & RTTY WEATHER REPORTS. Philip Mitchell.	62 pages. \$8.95
GUIDE TO UTILITY STATIONS. 15th Edition. Joerg Klingenfuss.	588 pages. \$35.00
GUIDE TO WORLDWIDE WEATHERFAX SERVICES. 16th Edition Joerg Klingenfuss.	436 pages. \$25.00
INTERNET RADIO GUIDE. 2nd Edition. Joerg Klingenfuss.	350 pages. \$22.00
WEATHER REPORTS FROM RADIO SOURCES. Philip Mitchell.	32 pages. \$6.00
RADIO DATA CODE MANUAL. 15th Edition. Joerg Klingenfuss.	604 pages. \$28.00

DXTV

DXTV FOR BEGINNERS. Simon Hamer.	31 pages. \$3.95
GUIDE TO DX-TV. Keith Hamer & Garry Smith.	36 pages. \$3.95
GUIDE TO WORLDWIDE TV TEST CARDS	\$4.95
THE ATY COMPENDIUM. Mike Wooding G6IQM.	104 pages. \$4.00
THIS IS BBC TV - FIRST 30YRS OF TV GRAPHICS. Keith Hamer & Garry Smith.	38 pages. \$4.95

FREQUENCY GUIDES

1997 SHORTWAVE FREQUENCY GUIDE. 1st Edition. Joerg Klingenfuss.	484 pages. \$23.00
1997 SUPER FREQUENCY LIST CD-ROM. Joerg Klingenfuss.	\$25.00
FERRIS CONFIDENTIAL FREQUENCY LIST 10th Edition.	450 pages. \$19.95
PASSPORT TO WORLD BAND RADIO 1997.	528 pages. \$15.50
UK SCANNING DIRECTORY. 5th Edition.	540 pages. \$18.50
VHF-UHF SCANNING FREQUENCY GUIDE. Bill Laver.	192 pages. \$12.95
WEATHER REPORTS FROM RADIO SOURCES. Philip C. Mitchell.	32 pages. \$6.00
WORLD RADIO TV HANDBOOK 1997.	608 pages. \$17.95

GENERAL

COMMUNICATION RECEIVERS PRINCIPLES & DESIGN. Ulrich Rohde.	584 pages. \$18.95
EAVESDROPPING ON THE BRITISH MILITARY. Michael Cannon.	\$17.50
POP WENT THE PIRATES. Keith Skoos.	568 pages. \$15.95
SHORT WAVE COMMUNICATIONS. Peter Rouse GUIDKD.	187 pages. \$4.50
SHORTWAVE RECEIVERS PAST & PRESENT (1945-1996)	\$23.95
SHORTWAVE LISTENER'S GUIDE. Ian Poole	\$14.99
THE COMPLETE SHORT WAVE LISTENER'S HANDBOOK 4th Edition	
Hank Bennett, Harry Helms & David Hardy.	321 pages. \$19.95

MARINE

MARINE SSB OPERATION. J. Michael Gale.	96 pages. \$11.95
MARINE VHF OPERATION. Michael J. Gale.	\$7.95
SCANNING THE MARINE BANDS. F.F. O'Brian.	152 pages. \$9.50
SHORTWAVE MARITIME COMMUNICATIONS. B. E. Richardson.	195 pages. \$16.50
SHIP TO SHORE RADIO FREQUENCIES. Ken Davies.	95 pages. \$5.99
SIMPLE GPS NAVIGATION. Mik Chinery.	96 pages. \$10.95

SATELLITE

AN INTRODUCTION TO AMATEUR COMMUNICATIONS SATELLITES	
BP290. A. Pickard.	102 pages. \$3.95
AN INTRODUCTION TO SATELLITE COMMUNICATIONS BP326.	
F. A. Wilson.	230 pages. \$5.95
ARRL SATELLITE ANTHOLOGY 4th Edition	150 pages. \$8.95

NEWNES GUIDE TO SATELLITE TV. Derek Stephenson.	371 pages. \$18.95
NEWNES SATELLITE COMMUNICATIONS POCKET BOOK. James Wood.	220 pages. \$12.99
SATELLITE BOOK - A Complete Guide to Satellite TV Theory and Practice	
John Breeds.	280 pages. \$32.00
SATELLITE EXPERIMENTER'S HANDBOOK 2nd Edition.	
Martin Davidoff K2UBC.	313 pages. \$14.50
SATELLITE HACKERS HANDBOOK. Colin A. Grellis.	120 pages. \$18.75
SATELLITE PROJECTS HANDBOOK. L. Harris.	\$14.99
SATELLITE TELEVISION. A layman's guide. Peter Pearson.	73 pages. \$1.00
SATELLITE TELEVISION INSTALLATION GUIDE. 5th Edition. John Breeds.	76 pages. \$15.00
WEATHER SATELLITE HANDBOOK. 5th Edition. Dr Ralph E. Taggart WB8DQT.	192 pages. \$15.50
WRTH SATELLITE BROADCASTING GUIDE. 1997 Edition. Bart Kuperus.	366 pages. \$18.95

SCANNING

AN INTRODUCTION TO SCANNERS AND SCANNING BP311. I. D. Poole.	152 pages. \$4.99
SCANNER BUSTERS 2. D. C. Poole.	100 pages. \$6.00
SCANNERS 2 INTERNATIONAL. Peter Rouse GUIDKD.	261 pages. \$9.95
SCANNERS 3 PUTTING SCANNERS INTO PRACTICE.	
4th Revision. Peter Rouse.	271 pages. \$9.95
SCANNING SECRETS. Mark Francis.	280 pages. \$16.95

AMATEUR RADIO

ANTENNAS & TRANSMISSION LINES

25 SIMPLE AMATEUR BAND AERIALS BP125. E. M. Noll.	63 pages. \$1.95
25 SIMPLE INDOOR AND WINDOW AERIALS BP136. E. M. Noll.	50 pages. \$1.75
25 SIMPLE SHORT WAVE BROADCAST BAND AERIALS BP132. E. M. Noll.	63 pages. \$1.95
25 SIMPLE TROPICAL AND MW BAND AERIALS BP145. E. M. Noll.	54 pages. \$1.75
ALL ABOUT VERTICAL ANTENNAS. W. I. Orr W6SAI & S. D. Cowan W2LX.	192 pages. \$8.50
ANTENNA EXPERIMENTERS GUIDE (RSGB). Peter Dodd G3LDO.	\$15.00
ANTENNA IMPEDANCE MATCHING (ARRL). Wilfred N. Caron.	195 pages. \$14.50
ANTENNAS FOR VHF AND UHF BP301. I. D. Poole.	104 pages. \$4.95
ANTENNAS & TECHNIQUES FOR LOW BAND DXING (ARRL)	394 pages. \$15.50
ARRL ANTENNA BOOK 18th Edition.	732 pages. \$23.95
ARRL ANTENNA COMPENDIUM Volume One.	175 pages. \$10.00
ARRL ANTENNA COMPENDIUM Volume Two.	208 pages. \$10.00
ARRL ANTENNA COMPENDIUM Volume Three. Edited by Jerry Hall K1TD.	236 pages. \$12.50
ARRL ANTENNA COMPENDIUM Volume Four.	204 pages. \$15.50
ARRL ANTENNA COMPENDIUM Volume Five.	200 pages. \$16.50
BEAM ANTENNA HANDBOOK. W. I. Orr W6SAI & S. D. Cowan W2LX.	268 pages. \$8.50
BUILDING & USING BALUNS. Jerry Sevik.	125 pages. \$18.95
BUILD YOUR OWN SHORTWAVE ANTENNAS 2nd Edition. Andrew Yoder.	208 pages. \$15.95
CUBICAL QUAD ANTENNAS 3rd Edition. William Orr W6SAI & Stuart Cowan W2LX.	\$8.50
EXPERIMENTAL ANTENNA TOPICS BP278. H. C. Wright.	70 pages. \$3.50
G-QRP CLUB ANTENNA HANDBOOK.	
Compiled and edited by P. Linsley G3PDL & T. Nicholson KA9WRI/GW0LNQ.	155 pages. \$7.25
HF ANTENNA COLLECTION (RSGB). Edited by Erwin David G4LQL.	233 pages. \$10.99
HF ANTENNAS FOR ALL LOCATIONS (RSGB). Les Moxon G6XN.	322 pages. \$14.65
MORE OUT OF THIN AIR (PWP).	112 pages. \$6.95
PRACTICAL ANTENNAS FOR NOVICES. John Heys G3BDQ.	52 pages. \$6.30
PRACTICAL ANTENNA HANDBOOK 2nd Edition. Joseph J. Carr.	437 pages. \$26.95
PRACTICAL WIRE ANTENNAS RSGB. John Heys G3BDQ.	100 pages. \$8.95
RADIO AMATEUR ANTENNA HANDBOOK. W. I. Orr W6SAI & S. D. Cowan W2LX.	188 pages. \$8.50
RECEIVING ANTENNA HANDBOOK. Joe Carr. 1	89 Pages. \$17.50
SIMPLE, LOW-COST WIRE ANTENNAS FOR RADIO AMATEURS.	
W. I. Orr W6SAI & S. D. Cowan W2LX.	188 pages. \$8.50
W1FB'S ANTENNA NOTEBOOK (ARRL). Doug DeMaw W1FB.	123 pages. \$7.50

BEGINNERS (INC RAE)

AMATEUR RADIO FOR BEGINNERS (RSGB). Victor Brand G3JNB.	65 Pages. \$3.50
AN INTRODUCTION TO AMATEUR RADIO BP257. I. D. Poole.	150 pages. \$3.50
AN INTRODUCTION TO THE ELECTROMAGNETIC WAVE BP315.	
F. A. Wilson.	122 pages. \$4.95
HOW TO PASS THE RADIO AMATEURS' EXAMINATION (RSGB)	
Clive Smith G4FZH and George Benbow G3HB.	88 pages. \$8.75
PRACTICAL RECEIVERS FOR BEGINNERS (RSGB). John Case GW4HWR.	165 pages. \$12.50
THE NOVICE RADIO AMATEURS EXAMINATION HANDBOOK (BP375)	
Ian Poole G3YWX.	150 pages. \$4.95
THE RADIO AMATEURS' QUESTION & ANSWER REFERENCE MANUAL.	
Fifth Edition.	Ray Petri G0OAT. \$13.95
RAE MANUAL (RSGB). G.L. Benbow G3HB.	127 pages. \$8.75
RAE REVISION NOTES (RSGB). G.L. Benbow G3HB.	92 pages. \$5.25

REVISION QUESTIONS FOR THE NOVICE RAE (RSGB). Esde Tyler G0AEC.	60 pages. \$5.75
THE NOVICE LICENCE STUDENT'S NOTEBOOK. John Case GW4HWR.	124 pages. \$5.00
SHORTWAVE RADIO LISTENING FOR BEGINNERS.	
Anita Louise McCormick K8KGL	176 pages. \$10.95
TRAINING FOR THE NOVICE LICENCE A MANUAL FOR THE INSTRUCTOR (RSGB)	
John Case GW4HWR	101 pages. \$6.75
WIFB'S HELP FOR NEW HAMS (ARRL). Doug DeMaw W1FB.	155 pages. \$8.95

CALLBOOKS

AMATEUR RADIO CALL BOOK AND INFORMATION DIRECTORY (RSGB)

1997 Edition.	529 pages. \$13.50
INTERNATIONAL CALLBOOK 1997	\$20.95
NORTH AMERICAN CALLBOOK 1997	\$20.95
JOINT INT/N.AMERICAN CALLBOOK CD-ROM 1997	\$35

COMPUTING

ACCESS 95 ONE STEP AT A TIME BP408	115 pages. \$5.99
AN INTRODUCTION TO COMPUTER COMMUNICATIONS BP177.	
R. A. Penfold. 7	2 pages. \$2.95
ELECTRONIC PROJECTS FOR YOUR PC BP320. R.A. Penfold.	102 pages. \$3.99
HOW TO EXPAND, MODERNISE AND REPAIR PCs AND COMPATIBLES BP271	
R. A. Penfold.	166 pages \$ 5.99
INTERFACING PCs AND COMPATIBLES BP272. R. A. Penfold.	86 pages. \$4.99
MS-OFFICE ONE STEP AT A TIME (BP402)	77 pages. \$5.95
MS WORD 95 EXPLAINED BP406	175 pages. \$6.99
MS WORKS FOR WINDOWS 95 EXPLAINED BP405	175 pages. \$5.95
NEWNES COMPUTER ENGINEER'S POCKET BOOK Third Edition.	
Michael Tooley	256 pages. \$12.95
PASSPORT TO WEB RADIO 1997	\$14.99
PCs MADE EASY. Second Edition. James L. Turley.	38 pages. \$15.95
PERSONAL COMPUTERS IN THE HAM SHACK (ARRL).	\$12.50
THE INTERNET AND WORLD WIDE WEB EXPLAINED. J. Shelley.	130 pages. \$5.95
WINDOWS 95 EXPLAINED (BP400).	175 pages. \$5.95

EMC

INTERFERENCE HANDBOOK. William R. Nelson WA6FQG.	250 pages. \$9.50
THE RADIO AMATEUR'S GUIDE TO EMC (RSGB). Robin Page-Jones G3JWL.	117 pages. \$8.95

HISTORICAL

1934 OFFICIAL SHORT WAVE RADIO MANUAL. Edited by Hugo Gernsback.	260 pages. \$11.85
OLD TIME RADIOS - RESTORATION & REPAIR. J. Carr.	256 pages. \$17.95
EXPERIMENTAL TELEVISION (1932)	312 pages. \$11.75
HENLEYS 222 RADIO CIRCUIT DIAGRAMS (1924)	271 pages. \$9.45
SECRETS OF HOMEBUILT REGENERATIVE RECEIVERS (Rockey)	127 pages. \$7.95
THE XTAL SET SOCIETY NEWSLETTER. Volume 1. Phil Anderson W0XI.	\$6.50
THE XTAL SET SOCIETY NEWSLETTER. Volume 2. Phil Anderson W0XI.	\$6.50
THE CRYSTAL SET HANDBOOK & VOL. 3 XTAL NEWSLETTER. Phil Anderson W0XI.	\$6.50
THE XTAL SET SOCIETY NEWSLETTER. Volume 4. Phil Anderson W0XI.	\$6.50
THE CRYSTAL SET HANDBOOK & VOL. 5 XTAL NEWSLETTER. Phil Anderson W0XI.	\$6.50
CRYSTAL RADIO HISTORY, FUNDAMENTALS AND DESIGN. P. A. Kinzie.	\$6.50
THOSE GREAT OLD HANDBOOK RECEIVERS (1929 + 1934)	94 pages. \$6.95
WORLD AT THEIR FINGERTIPS (RSGB).	307 pages. \$6.30
VISION BY RADIO (1925) (Jenkin)	140 pages. \$7.85

MAPS AND LOG BOOKS

AMATEUR RADIO LOGBOOK (RSGB).	\$3.75
NORTH ATLANTIC ROUTE CHART.	740 x 520mm. \$8.50
QTH LOCATOR MAP OF EUROPE.	1080 x 680mm. \$6.50
RADIO AMATEURS MAP OF THE WORLD.	980 x 680mm. \$6.50
RECEIVING STATION LOG BOOK (RSGB).	\$3.75
RSGB PREFIX GUIDE.	\$5.75

MORSE

MORSE CODE FOR RADIO AMATEURS (RSGB)	28 pages. \$4.25
SECRETS OF LEARNING MORSE CODE Mark Francis	84 pages. \$6.95

MICROWAVES

AN INTRODUCTION TO MICROWAVES (BP312). F. A. Wilson	134 pages. \$3.95
ARRL UHF/MICROWAVE EXPERIMENTER'S MANUAL Various Authors.	446 pages. \$14.50
ARRL UHF/MICROWAVES PROJECT MANUAL (ARRL).	400 pages. \$15.50
MICROWAVE HANDBOOK - COMPONENTS & OPERATING Vol 1 (RSGB)	\$10.50
MICROWAVE HANDBOOK - CONSTRUCTION & TESTING Vol 2 (RSGB)	\$15.75
MICROWAVE HANDBOOK - BANDS & EQUIPMENT Vol 3 (RSGB)	\$15.75 or buy all 3 for \$32

OPERATING AND HANDBOOKS

AMATEUR RADIO OPERATING MANUAL (RSGB). Ray Eckersley G4FTJ.	249 pages. \$12.23
ARRL HANDBOOK FOR RADIO AMATEURS 1997 (ARRL).	1200 pages. \$25
ARRL HANDBOOK 1997 ON CDROM	\$30
ARRL OPERATING MANUAL 1997.	\$16.50
BASIC RADIO & ELECTRONIC CALCULATIONS. Ray Petri G0OAT.	\$13.95
COMPLETE DX'ER. Bob Locher.	204 pages. \$8.95
HAM RADIO MADE EASY (ARRL). Steve Ford.	204 pages. \$12.50
HINTS AND KINKS FOR THE RADIO AMATEUR.	
Edited by Charles L. Hutchinson and David Newkirk.	129 pages. \$9.50
LOW PROFILE AMATEUR RADIO (ARRL). Jim Kearman KR1S.	124 pages. \$16.50
MODULATION TYPES, DOUBLE CDROM. Klingenfuss.	\$40
RADIO COMMUNICATION HANDBOOK (RSGB).	
6th Edition. Dick Biddulph G8PDS.	750 pages. \$21.00
SETTING UP AN AMATEUR RADIO STATION BP300. I. D. Poole.	81 pages. \$3.95
TRANSMITTER HUNTING - RADIO DIRECTION FINDING SIMPLIFIED.	
Joseph D. Moell & Thomas N. Curlee.	325 pages. \$20.95

PACKET

PRACTICAL GUIDE TO PACKET OPERATION IN THE UK.

Mike Mansfield G6AWD NEW EDITION.	220 pages. \$11.50
PACKET RADIO PRIMER (RSGB). Dave Comber G8UYZ & Martyn Corfi G8NZU.	266 pages. \$8.95
YOUR PACKET COMPANION. Steve Ford WB8IMY.	170 pages. \$5.95

PROPAGATION

AN INTRODUCTION TO RADIO WAVE PROPAGATION BP293. J.G. Lee.	116 pages. \$3.95
LOW PROFILE AMATEUR RADIO - OPERATING A HAM STATION FROM ALMOST ANYWHERE (ARRL). Jim Kearman KR1S.	124 pages. \$7.50

QRP

G-QRP CLUB CIRCUIT HANDBOOK. Edited by Rev. G. Dobbs G3RJV.	96 pages. \$9.00
INTRODUCING QRP. Dick Pascoe G0BPS	\$6.95
QRP CLASSICS (ARRL). Edited by Bob Schetgen.	274 pages. \$10.50
WIFB's QRP NOTEBOOK (ARRL). 2nd Edition. Doug De Maw W1FB.	175 pages. \$7.95

TEST EQUIPMENT

GETTING THE MOST FROM YOUR MULTIMETER BP239. R. A. Penfold.	102 pages. \$2.95
HANDS-ON GUIDE TO OSCILLOSCOPES. Barry Ross.	228 pages. \$17.95
HOW TO USE OSCILLOSCOPES & OTHER TEST EQUIPMENT BP267.	
R. A. Penfold.	104 pages. \$3.50
MORE ADVANCED TEST EQUIPMENT CONSTRUCTION BP249. R. A. Penfold.	102 pages. \$3.50
MORE ADVANCED USES OF THE MULTIMETER BP265. R. A. Penfold.	96 pages. \$2.95
PRACTICAL TRANSMITTERS FOR NOVICES. John Case GW4HWR.	126 pages. \$10.00
TEST EQUIPMENT FOR THE RADIO AMATEUR. Clive Smith G4FZH.	170 pages. \$10.95

VHF

ALL ABOUT VHF AMATEUR RADIO. W. I. Orr W6SAI.	163 pages. \$9.50
--	-------------------

ELECTRONICS

A REFERENCE GUIDE TO PRACTICAL ELECTRONICS TERMS BP287.

F. A. Wilson.	431 pages. \$5.95
BEGINNERS GUIDE TO MODERN ELECTRONIC COMPONENTS BP285.	
R. A. Penfold.	166 pages. \$3.95
CIRCUIT SOURCE BOOK 1 - BP321. R.A. Penfold.	182 pages. \$4.95
CIRCUIT SOURCE BOOK 2 - BP322. R.A. Penfold.	214 pages. \$4.95
GETTING STARTED IN PRACTICAL ELECTRONICS BP345. Owen Bishop.	198 pages. \$4.95.
NEWNES AUDIO AND HI-FI ENGINEER'S POCKET BOOK Third Edition.	
Vivian Capel.	210 pages. \$12.95
NEWNES ELECTRONICS ENGINEER'S POCKET BOOK. Keith Brindley.	306 pages. \$12.95
POWER SUPPLY PROJECTS BP76. R. A. Penfold.	89 pages. \$3.99
PREAMPLIFIER & FILTER CIRCUITS BP309. R.A. Penfold.	92 pages. \$3.95
PRACTICAL ELECTRONIC FILTERS BP299. Owen Bishop.	89 pages. \$4.95
PRACTICAL ELECTRONICS HANDBOOK. Ian Sinclair.	439 pages. \$13.95
PRACTICAL OSCILLATOR CIRCUITS BP393. A. Flind.	136 pages. \$4.99
TEST EQUIPMENT CONSTRUCTION BP248. R.A. Penfold.	104 pages. \$3.99
UNDERSTANDING BASIC ELECTRONICS (ARRL).	\$16.50
WIFB's DESIGN NOTEBOOK (ARRL). Doug DeMaw W1FB.	195 pages. \$8.50

DATA

ARRL ELECTRONICS DATA BOOK. Doug DeMaw W1FB.	260 pages. \$8.95
ELECTRONIC HOBBYIST DATA BOOK BP396. R.A. Penfold.	242 pages. \$5.95
PRACTICAL ELECTRONICS CALCULATIONS AND FORMULAE BP53.	
F. A. Wilson.	249 pages. \$3.95
PRACTICAL ELECTRONIC DESIGN DATA BP316. Owen Bishop.	327 pages. \$5.99
RADIO AMATEUR AND LISTENER'S DATA HANDBOOK. Steve Money.	40 pages. \$15.95
RADIO DATA REFERENCE BOOK (RSGB) 6th Edition	252 pages. \$10.25
RADIO FREQUENCY TRANSISTORS PRINCIPLES AND PRACTICAL APPLICATIONS	
Norm Dye & Helge Granberg.	235 pages. \$19.95
SECRETS OF RF CIRCUIT DESIGN. Joseph Carr.	405 pages. \$19.95
SOLID STATE DESIGN FOR THE RADIO AMATEUR (ARRL).	
Les Hayward W7ZOI & Doug DeMaw W1FB.	256 pages. \$10.50
TRANSISTOR DATA TABLES (BP401).	178 pages. \$5.95

PROJECTS

COIL DESIGN AND CONSTRUCTION MANUAL BP160. B.B. Babani.	106 pages. \$3.95
HOW TO DESIGN AND MAKE YOUR OWN PCBs BP121. R. A. Penfold.	66 pages. \$2.50
MORE ADVANCED POWER SUPPLY PROJECTS BP192. R. A. Penfold.	92 pages. \$2.95
PROJECTS FOR RADIO AMATEURS AND SWLS BP304. R. A. Penfold.	92 pages. \$3.95
SHORT WAVE SUPERHET RECEIVER CONSTRUCTION BP276. R.A. Penfold.	80 pages. \$2.95
SIMPLE SHORT WAVE RECEIVER CONSTRUCTION BP275. R. A. Penfold.	88 pages. \$3.95

VALVES/TUBES

ELECTRON TUBE LOCATOR. George H. Fathauer.	350 pages. \$21.95
ESSENTIAL CHARACTERISTICS (TUBES & TRANSISTORS)	
(Original Publishers General Electric) Re-published by Antique Electronic Supply (Arizona).	475 pages. \$10.50
HANDBOOK OF RADIO, TV, INDUSTRIAL & TRANSMITTING TUBE & VALVE EQUIVALENTS.	60 pages. \$2.95
RADIO VALVE GUIDE BOOKS 1-5	\$2.95 each
RCA RECEIVING TUBE MANUAL (Original Publishers Radio Corporation Of America)	
Re-published by Antique Electronic Supply (Arizona).	384 pages. \$10.50
RCA TRANSMITTING TUBES	
(Original Publisher Radio Corporation of America) Re-published by Antique Electronic Supply (Arizona).	318 pages. \$10.50
TUBE SUBSTITUTION HANDBOOK.	\$15.50

KITS

THE PW CADET RECEIVER KIT	\$23.95
----------------------------------	---------

TO ORDER: PLEASE SEE PAGE 90 OR CALL (01202) 659930

ORDER FORM

SUBSCRIPTION RATES

PRACTICAL WIRELESS - 1 YEAR

- ☐ £25.00 (UK) ☐ £30.00 (Europe 1st class)
☐ £32 (Rest of World Airmail) ☐ £37 (Rest of World Airmail)

SPECIAL JOINT SUBSCRIPTION WITH SHORT WAVE MAGAZINE - 1 YEAR

- ☐ £45 (UK) ☐ £54 (Europe 1ST CLASS) ☐ £58 (Rest of World Airmail)
☐ £67 (Rest of World Airmail)

Please start my subscription with theissue.

BOOKS Please send me the following books

.....	£.....
.....	£.....
.....	£.....
.....	£.....
.....	£.....
.....	£.....
.....	£.....

Postal Charges:

£1 for one, £2 for two or more (UK).
£2 per book or £10 for five books or more (overseas surface).
£2 per binder (overseas surface).

NEW FASTER NEXT DAY SERVICE (UK MAINLAND ONLY)

£4 per parcel (orders must be placed by 12 noon)

GRAND TOTAL £.....

Now fill in your name and address

FOR ALL MAIL ORDER PURCHASES IN PRACTICAL WIRELESS

CREDIT CARD ORDERS TAKEN ON (01202) 659930

between the hours of 9.00am - 5.00pm. Outside these hours your order will be recorded on an answering machine.

FAX ORDERS TAKEN ON (01202) 659950

Or please fill in the details ticking the relevant boxes, a photocopy will be acceptable to save you cutting your beloved copy!

To: PW Publishing Ltd., FREEPOST, Arrowsmith Court,
Station Approach, Broadstone, Dorset BH18 8PW

PAYMENT DETAILS

Name

Address

Postcode

Telephone No.

I enclose cheque/PO (Payable to PW Publishing Ltd.) £.....

\$.....

or

Charge to my Access/Visa Card the sum of £.....

\$.....

Card No.

Valid from..... to.....

Signature.....

Telephone No.....

Orders are normally despatched by return of post but please allow 28 days for delivery.
Prices correct at time of going to press.

Please note: all payments must be made in Sterling.

CREDIT CARD ORDERS TAKEN ON (01202) 659930

FAX ORDERS TAKEN ON (01202) 659950

The UK Scanning Directory 5th Edition

Buy your copy of what is described as the 'most comprehensive radio book available' this month and save a £1!

The UK Scanning Directory, now in its 5th edition, contains over 42,500 nationwide spot frequencies.

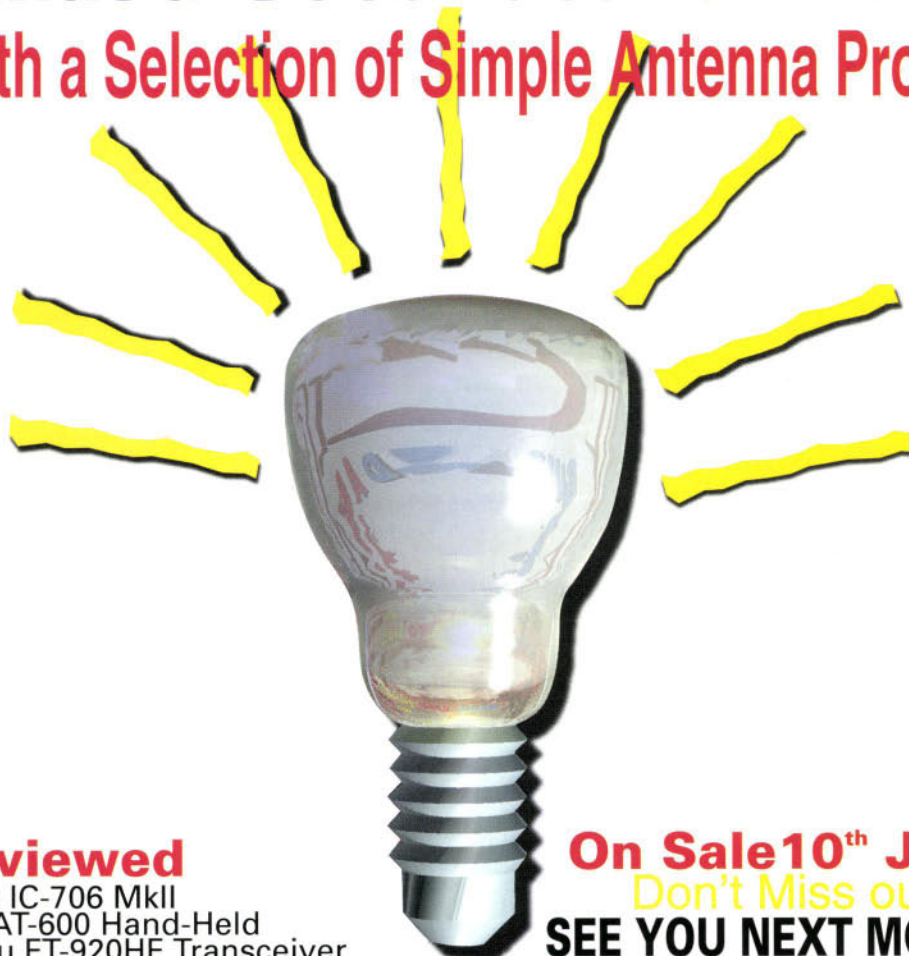
Frequencies covered by the UK Scanning Directory are from 25MHz through to 1.8GHz and this book is now bigger than ever before with over 500 pages of frequency listings.

If you're interested in v.h.f./u.h.f. frequencies then the UK Scanning Directory deserves a place on your bookshelf and at only £17.50 including P&P it's affordable too!

To order please use the order form above or call the Credit Card Hotline on (01202) 659930 and quote PW7

practical **Wireless**

What a Good Idea is Back !
With a Selection of Simple Antenna Projects



Reviewed
Icom IC-706 MkII
ADI AT-600 Hand-Held
Yaesu FT-920HF Transceiver

On Sale 10th July
Don't Miss out
SEE YOU NEXT MONTH

short wave magazine

Be a devil ...

On Sale
July 22

For Red Hot frequencies and
reports you'll just have to
Buy next month's Short Wave
Magazine!

YOUR LOCAL DEALERS

N. IRELAND

micron electronics
124 Great Victoria Street
BELFAST

YAESU, ICOM, KENWOOD, ALINCO +
AMATEUR & SW radio specialists
PART EXCHANGE WELCOME
TEL: (01232) 438610

SURREY

Chris Rees
G3TUX
The QRP Component Company
PO Box 88 Haslemere Surrey GU27 2RF
Tel: (01428) 661501
Fax: (01428) 661794
KITS, KEYS & QRP
MAIL ORDER - 9AM TO 6PM (NOT SUNDAYS)
SAE FOR LISTS AND LITERATURE

MID GLAMORGAN

SANDPIPER COMMUNICATIONS
Unit 5, Enterprise House, Cwmbach
Industrial Estate, Aberdare,
Mid Glamorgan CF44 0AE
Tel: (01685) 870425
Fax: (01685) 876104
A full range of transmitting & receiving
antennas available for the amateur
commercial market.

LONDON

MARTIN LYNCH
& Son
For all your amateur radio needs
140-142 Northfield Avenue
Ealing London W13 9SB
Tel:
0181-566 1120
Fax:
0181-566 1207

BIRMINGHAM

FREE CB
RADIO CATALOGUE
PHONE
0121-457 7788

SRP RADIO CENTRE

SCOTLAND

JAYCEE
ELECTRONICS LTD
20 Woodside Way, Glenrothes, Fife KY7 5DF
Tel: (01592) 756962 (Day or Night)
Fax No. (01592) 610451
Open: Tues-Fri 9-5; Sat 9-4
KENWOOD, YAESU & ICOM APPROVED DEALERS
A good stock of new and secondhand
equipment always in stock

KENT

KANGA QRP KITS
Our books: Introducing QRP £7.95
Pascoe's Penny Pinchers £5.95
(ALL ABOUT WIRE ANTENNAS)
Send an SAE for our free catalogue
Seaview House, Crete Road East
Folkestone, Kent CT18 7EG
Tel/Fax 01303 891106 (0930-1900)
<http://www.kanga.demon.co.uk>

ESSEX

The Not Working Radio Company
Selling or got something that doesn't work? Blown
PAs, can't be bothered to repair, sell or advertise it?
Then write/e-mail me, Dave G3RCQ, tell me what
you have. I'll either buy it or put you in touch with a
buyer.
Buying OK, so you have spare time but little money,
why not write to me. Tell me what you want to buy.
Buy it from me or direct, get it working, sell it and
make a profit or keep it for your personal use.
Write/e-mail David G3RCQ
9 Troopers Drive, Harold Hill, Romford
Essex RM3 9DE
E-mail: radioG3RCQ@compuserve.com

WEST YORKSHIRE

HUDDERSFIELD ELECTRONICS
INC. THE AMATEUR RADIO SHOP
Suppliers of new & used amateur/SWL/CB
equipment. We also carry a full range of accessories.
Part exchanges welcomed.
4A Cross Church Street
Huddersfield HD1 2PT.
Tel/Fax 01484 420774
Hours: Mon - Sat 9.00am to 5.30pm.

DORSET

THE SHORTWAVE
SHOP
Novice/C.B./Amateur/SWL Equipment.
Full range secondhand equipment
always available.
18 Fairmile Road, Christchurch,
Dorset BH23 2LJ
Tel/Fax: 01202 490099

AVON/SOMERSET

QSL
COMMUNICATIONS
We stock all makes of equipment
for the Amateur and Listener.
Part Exchange Welcome
Unit 6, Worle Industrial Centre, Coker Road,
Worle, Weston-Super-Mare BS22 0BX
Tel/Fax: (01934) 512757

SOUTHAMPTON

SMC Ltd
Main Dealer for: Yaesu,
Kenwood, Icom AOR &
Cushcraft
SM House, School Close, Chandlers Ford
Industrial Estate, Eastleigh,
Hampshire SO5 3BY
Tel: (01703) 255111
Fax: (01703) 263507

DERBYSHIRE

Lowe
Electronics
THE HAM RADIO SUPERSTORE
Kenwood, Yaesu, Icom etc. always in stock.
Chesterfield Rd., Matlock, Derbys DE4 5LE
Tel: 01629 580800 Fax: 01629 580020
E-mail: info@lowe.co.uk orders@lowe.co.uk

ESSEX

G3RCQ
Silent Key Advisory Service
If you are an Accountant, Solicitor, Relative or in any way
wishing to negotiate the sale or value the Equipment of a
deceased Radio Amateur or Short Wave Listener or simply
sell the equipment of a deceased Radio Enthusiast. A
professional valuation of the market value and selling
service is now available. Contact Cole & Co Accountants
at:
9 Troopers Drive, Harold Hill
Romford, Essex RM3 9DE.
E-mail: radioG3RCQ@compuserve.com

NORTHWEST

ARC Ltd.
Everything for the radio
amateur under one roof!
38 Bridge Street, Earlestown, Newton-
le-Willows,
Merseyside WA12 9BA
Tel: 01925 229881
Fax: 01925 229882

SCOTLAND

TENNAMAST
SCOTLAND LTD
Masts from 25ft - 40ft
Adapt-A-Mast
(01505) 503824
81 Mains Road, Beith, Ayrshire. KA15 2HT


Index to Advertisers

Aerial Techniques	77	Icom UK	IBC	RSGB	56
AKD	37	Interproducts	82	Short Wave Magazine	91
ARC	13	J Birkett	82	Simba Communications	82
Chevet Supplies	72	Lake Electronics	87	Simon Collings	87
Circuit Distribution	37	Langrex Supplies	72	SMC	4/5
Colomor Electronics	72	Martin Lynch & Son	46/47, 87	Spectrum Communications	82
Eastern Communications	68/69	Monitoring Times	56	SRP Trading	70
Electromail	6	Multicomm 2000	42/43	Sunrise Electronics	18
Essex Amateur Radio Services	72	NCT Enterprises	70	Sussex Amateur Radio Fair	77
F K Electronics	82	Nevada Communications	14/15	Telford Electronics	82
Fairhaven Electronics	6	PCB Service	70	WACRAL	87
Hately Antennas	77	Photo Acoustics	22	Waters & Stanton	IFC/1, 2
Haydon Communications	63, 64/65	Pyramid Electronics	40	Yaesu	OBC
Holdings Amateur Radio	87	Quartslab Marketing	87		
Howes, C M	13	RAS Notts	82		

ICOM

IC-756

NEW HF/6M DSP TRANSCEIVER



This latest radio transceiver from ICOM is aimed at operators who need excellent performance and reliability at a sensible price. The IC-756 will appeal to all users from entry-level upwards and makes an ideal base rig for all HF/50Mhz enthusiasts.

FEATURES INCLUDE:

Integrated 4.9in. Data Display • Band Scope • Soft Key for Function Assignment • Visible Tx Message on Memory Keyer • DSP/Dual-Watch as Standard • CW Filter Options • Voice Synthesizer • All Usual ICOM Desk-Top Accessories.

WANT TO KNOW MORE? - CONTACT YOUR LOCAL DEALER TODAY!

ICOM... manufacturers of top performing base-stations, mobiles, handheld transceivers and receivers.
Icom (UK) Ltd. Sea Street Herne Bay Kent CT6 8LD. Telephone: 01227 741741. Fax: 01227 741742.
INTERNET: <http://www.icomuk.co.uk/> E-MAIL: icomsales@icomuk.co.uk

Count on us!

"The FT-920 is packed with really high-tech features!"

"And, it's got 6 meters built in, too!"



"Yeah! Shuttle Jog, DSP-- with a 33MIPS* processor-- fastest on the market."

"Looks like Yaesu did it again!"

FT-920

All-Mode HF/6m Transceiver

You know the difference--and so does Yaesu. Signals buried in noise and interference miraculously appear at your speaker--the surest indicator of HF quality. As always, cutting-edge technology inside separates the world leader in amateur radio from the rest of the pack. No surprise to you.

What makes the difference? High-performance 33MIPS* Digital Signal Processing (DSP), for razor-sharp selectivity, increased average power output, and voice pattern contour choice; automatic seeking DSP Notch filter and Noise Reduction; built-in high-speed antenna tuner for RX and TX; user-friendly DSP Bandwidth controls for enhanced interference reduction; and exclusive Shuttle Jog tuning controls for fine or rapid frequency excursions. For operating efficiency, the FT-920 also has a Digital Voice Recorder and Electronic Memory Message Memory Keyer. Providing up to

100W of adjustable power output on all amateur bands from 160 through 6 meters, the FT-920 uses rugged, low-distortion MOS FET final amplifier transistors. SSB, CW, AM (25W carrier), AFSK, and FSK are built in, with FM, optional.

All of this, and an ergonomically-designed front panel--including Yaesu's renowned Omni-Glow™ display--give you the highest-performing, HF/6 meter rig in its price class.

For more details on the new and different FT-920, call or write for a free brochure, or better yet: hear the difference at your dealer today!

YAESU

... Choice of the World's top DX'ers

For the latest Yaesu news, hottest products, visit us on the internet! <http://www.yaesu.com>

Features

- High Performance 33 MIPS* Digital Signal Processing (DSP) in all Modes with one touch control
- HF + 50 MHz with 100 Watts Output on all Bands
- New Design MOSFET PA Finals
- Built-in High Speed Auto Antenna Tuner including 50 MHz (Antenna Tuner works on both RX & TX)
- Auto Notch/Noise Reduction Control
- Simplified Tuning with Shuttle Jog Control
- Omni-Glow™ Dual Display with Twin VFO Knobs
- Separate FET RF Amplifier for High & Low Bands
- Digital Voice Memory System
- Quick Memory Bank (QMB) Instant Frequency Memory System

*Million Instructions Per Second

The real difference is the signals you hear-- not the ones you see.



State-of-the-Art DSP Bandwidth Controls



<http://www.yaesu.co.uk>

Specifications subject to change without notice. Specifications guaranteed only within amateur bands. Some accessories and/or options are standard in certain areas. Check with your local Yaesu dealer for specific details. Collins is a trademark of Rockwell International Corporation.



FT-1000MP

This HF standout features a high-intercept front end design, EDSP, and built-in Collins SSB Mechanical Filter